

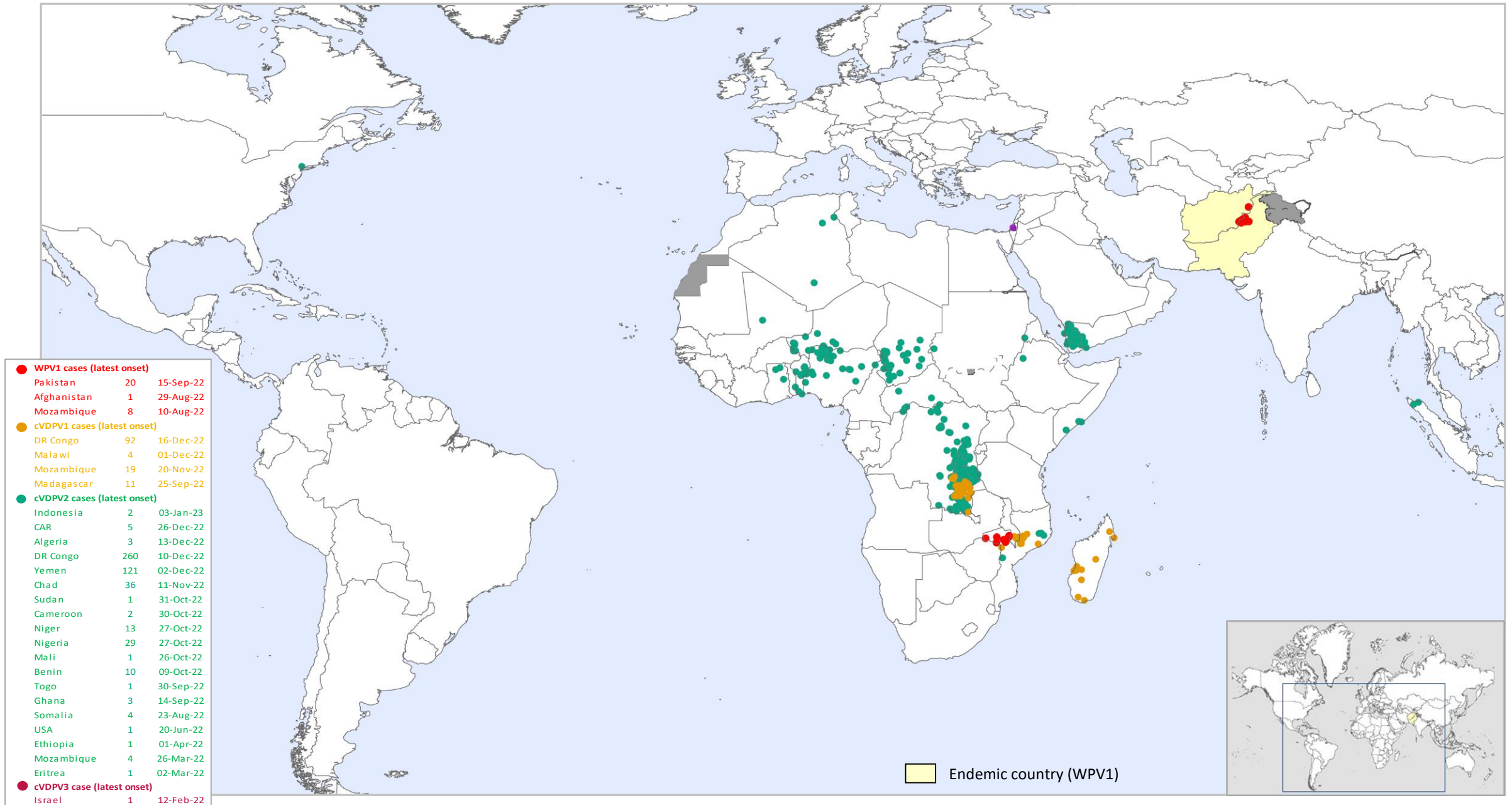
# Highlights of New Wild Poliovirus and cVDPV Positives Reported Globally this Week

Country	WPV1			cVDPV1			cVDPV2			cVDPV3			Location State/Province/Governorate
	AFP	ENV	other <sup>1</sup>	AFP	ENV	other <sup>1</sup>	AFP	ENV	other <sup>1</sup>	AFP	ENV	other <sup>1</sup>	
AFGHANISTAN		2											NANGARHAR
ALGERIA							1						EL OUED
CHAD							2		1				CHARI BAGUIRMI, LOGONE OCCIDENTAL, BATHA
MALI							1						TAOUDENIT
NIGERIA								2					LAGOS, ZAMFARA
DR CONGO				8			22	1					HAUT LOMAMI, TANGANYIKA, HAUT KATANGA, ITURI, BAS UELE, KASAI ORIENTAL, LUALABA, SUD-KIVU

<sup>1</sup>contacts of positive AFP cases, community, healthy children

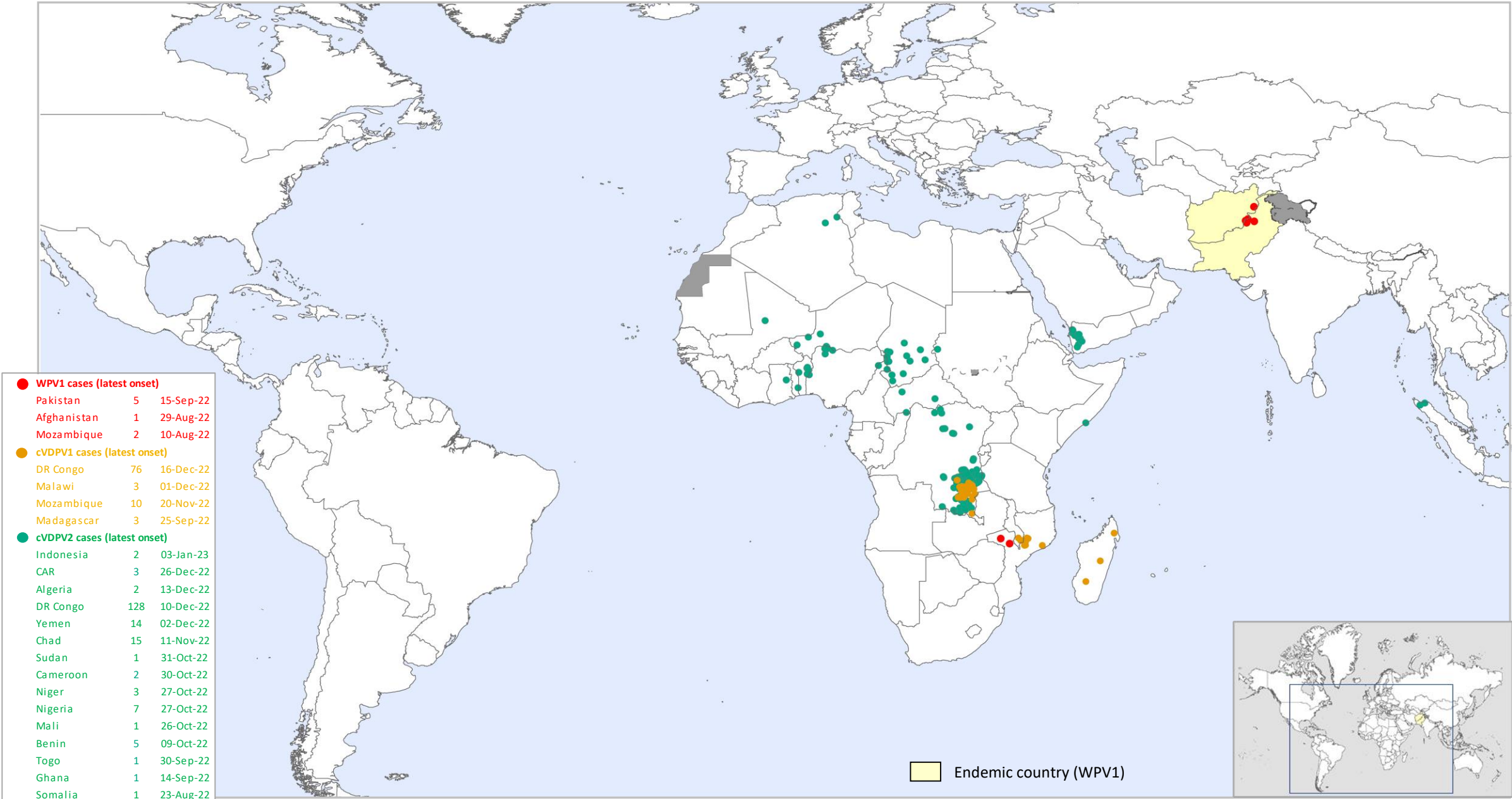
The boundaries and names shown and the designations used in the maps in this document do not imply the expression of any opinion whatsoever on the part of the World Health Organization concerning the legal status of any country, territory, city or area or of its authorities, or concerning the delimitation of its frontiers or boundaries. Dotted lines on maps represent approximate border lines for which there may not yet be full agreement. © WHO 2023. All rights reserved

# Global WPV1 & cVDPV Cases<sup>1</sup>, Previous 12 Months<sup>2</sup>



<sup>1</sup>Excludes viruses detected from environmental surveillance; <sup>2</sup>Onset of paralysis: 08 Feb. 2022 to 07 Feb. 2023

# Global WPV1 & cVDPV Cases<sup>1</sup>, Previous 6 Months<sup>2</sup>



<sup>1</sup>Excludes viruses detected from environmental surveillance; <sup>2</sup>Onset of paralysis: 08 Aug. 2022 to 07 Feb. 2023

# Global Wild Poliovirus 2017 - 2023

Country or territory	Wild virus type 1 confirmed cases									Wild virus type 1 reported from other sources <sup>2</sup>								
	Full year total						01 Jan-07 Feb <sup>1</sup>		Date of most recent case	Full year total						01 Jan-07 Feb <sup>1</sup>	Date of most recent virus	
	2017	2018	2019	2020	2021	2022	2022	2023		2017	2018	2019	2019	2020	2021	2022		2023
Pakistan	8	12	147	84	1	20	0	0	15-Sep-22	110	141	405	399	455	65	41	2	16-Jan-23
Afghanistan	14	21	29	56	4	2	1	0	29-Aug-22	42	83	60	60	49	1	22	5	23-Jan-23
Mozambique	0	0	0	0	0	8	0	0	10-Aug-22									
Malawi	0	0	0	0	1	0	0	0	19-Nov-21									
Iran	0	0	0	0	0	0	0	0	NA			3	3					20-May-19
Nigeria	0	0	0	0	0	0	0	0	21-Aug-16									27-Sep-16
<b>Total (Type1)</b>	<b>22</b>	<b>33</b>	<b>176</b>	<b>140</b>	<b>6</b>	<b>30</b>	<b>1</b>	<b>0</b>		<b>152</b>	<b>224</b>	<b>468</b>	<b>462</b>	<b>504</b>	<b>66</b>	<b>63</b>	<b>7</b>	
Tot. in endemic countries	22	33	176	140	5	22	1	0										
Tot. in non-end countries	0	0	0	0	1	8	0	0										
No. of countries (infected)	2	2	2	2	3	3	1	0										
No. of countries (endemic)	2	3	3	3	2	2	1	0										
Total Female	7	18	72	59	2	10	1	0										
Total Male	15	15	104	81	4	20	0	0										

Countries in yellow are endemic. <sup>1</sup>Data reported to WHO HQ on 08 Feb. for 2022 data and 07 Feb. for 2023 data.

<sup>2</sup>Wild viruses from environmental samples, selected contacts, healthy children and other sources. Last WPV type 3 had its onset on 10 November 2012.

# Global Circulating Vaccine-derived Poliovirus (cVDPV)<sup>1,2,3</sup>

<sup>1</sup>For cVDPV definition see [http://polioeradication.org/wp-content/uploads/2016/09/Reporting-and-Classification-of-VDPVs\\_Aug2016\\_EN.pdf](http://polioeradication.org/wp-content/uploads/2016/09/Reporting-and-Classification-of-VDPVs_Aug2016_EN.pdf). <sup>2</sup> Include contact, healthy and community samples

	Country	AFP cases (Paralysis onset between 2020-2023)					Other sources (Human) <sup>2</sup> (Collection between 2020-2022)				Other sources (Environment) (Collection between 2020-2022)			
		2020	2021	2022	2023	Onset of most recent case	2020	2021	2022	most recent collection date	2020	2021	2022	most recent collection date
cVDPV1 <sup>1</sup>	DR Congo			92		16-Dec-22			4	24-Sep-22				
	Malawi			4		01-Dec-22			1	19-Sep-22				
	Mozambique	1		19		20-Nov-22			1	25-Oct-22				
	Madagascar	2	13	13		25-Sep-22		25	10	26-Oct-22		31	88	12-Sep-22
	Yemen	31	3			27-Mar-21				07-Jul-19				
	Malaysia	1				14-Jan-20					9			13-Mar-20
	<b>Total type 1</b>	<b>35</b>	<b>16</b>	<b>128</b>	<b>0</b>		<b>0</b>	<b>25</b>	<b>16</b>		<b>9</b>	<b>31</b>	<b>88</b>	
cVDPV2 <sup>1</sup>	Indonesia			1	1	03-Jan-23			3	11-Nov-22				
	Central African Republic	4		5		26-Dec-22	1			05-Oct-20	2	1	8	23-Nov-22
	Botswana												3	13-Dec-22
	Algeria			3		13-Dec-22			2	19-Jul-22			18	12-Dec-22
	DR Congo	81	28	277		10-Dec-22	95	6	28	05-Nov-22	1	3	8	05-Dec-22
	Nigeria	8	415	44		27-Oct-22	8	204	28	18-Aug-22	5	303	82	09-Dec-22
	Zambia												3	06-Dec-22
	Yemen		66	160		02-Dec-22		17	32	02-Aug-22		13	10	28-May-22
	Sudan	58		1		31-Oct-22	11			01-Oct-20	14		1	28-Nov-22
	Chad	101		36		11-Nov-22	17		4	24-Nov-22	3	1	4	02-Nov-22
	Cameroon	7	3	2		30-Oct-22	4	3		29-Oct-21	9	1		25-Oct-21
	Niger	10	18	14		27-Oct-22	2	1	3	19-May-22	9		14	17-Oct-22
	Mali	52		1		26-Oct-22	3			15-Aug-20	4			29-Aug-20
	Benin	3	3	10		09-Oct-22		2	1	01-Jun-22	5	1	7	11-Oct-22
	Ghana	12		3		14-Sep-22	10		4	01-Jun-22	20		19	04-Oct-22
	Togo	9		2		30-Sep-22	9			09-Jul-20			2	06-Sep-22
	United States of America			1		20-Jun-22							12	22-Sep-22
	Canada												2	08-Sep-22
	Somalia	14	1	5		23-Aug-22	13		4	31-Aug-22	26	1	4	28-Aug-22
	Egypt										1	12	6	29-Aug-22
	Côte d'Ivoire	64				18-Oct-20	25			01-Nov-20	95		3	18-Jul-22
	Israel												1	16-Jun-22
	United Kingdom												3	31-May-22
	Djibouti											7	12	22-May-22
	Ethiopia	37	10	1		01-Apr-22	7			13-Oct-20	4		12	28-Dec-20
	Mozambique		2	4		26-Mar-22				17-Dec-18				
	Eritrea		1	1		02-Mar-22								
	Senegal		17			27-Oct-21		34		17-Nov-21	1	14	1	17-Jan-22
	Burkina Faso	68	2			09-Jun-21	12			19-Sep-20		1		28-Dec-21
	Ukraine		2			24-Dec-21				09-Oct-21				
	Mauritania								4	19-Jul-21		7		15-Dec-21
	Uganda											2		02-Nov-21
	Gambia											9		09-Sep-21
	Pakistan	135	8			23-Apr-21	2			11-Nov-20	135	35		13-Aug-21
	Guinea	44	6			01-Apr-21	1			05-Sep-20	1	2		11-Aug-21
	Guinea-Bissau		3			15-Jul-21		1		26-Jul-21				03-Aug-21
	Tajikistan	1	35			25-Jul-21		22		24-May-21		17		22-Mar-21
	Afghanistan	308	43			09-Jul-21	36		2	03-May-21	175	40		23-Jun-21
	Congo	2	2			10-Feb-21	2			12-Oct-20	1	3		01-Jun-21
	Sierra Leone	10	5			28-Feb-21	6	8		19-Mar-21		9		01-Jun-21
	Liberia		3			28-May-21	2	5		21-Jan-21	7	14		20-Apr-21
	South Sudan	50	9			10-Apr-21	19	5		25-Feb-21	6			01-Dec-20
	Iran										3	1		20-Feb-21
Kenya						1	2		25-Jan-21	1	1		13-Jan-21	
Angola	3				09-Feb-20				31-Oct-19				02-Dec-19	
Malaysia										5			04-Feb-20	
Philippines	1				15-Jan-20				23-Nov-19	4			16-Jan-20	
<b>Total type 2</b>	<b>1082</b>	<b>682</b>	<b>571</b>	<b>1</b>		<b>286</b>	<b>334</b>	<b>109</b>		<b>537</b>	<b>498</b>	<b>223</b>		
cVDPV3 <sup>1</sup>	Israel			1					3	24-Mar-22	1	5	25	15-Mar-22
	Occupied Palestinian Terr.											7	9	12-Mar-22
	China						1			22-Jul-20		1		25-Jan-21
<b>Total type 3</b>	<b>0</b>	<b>0</b>	<b>1</b>	<b>0</b>		<b>1</b>	<b>0</b>	<b>3</b>		<b>1</b>	<b>13</b>	<b>34</b>		
Gender	Female (all sero type)	493	395	289										
	Male (all sero type)	610	290	396	1									
	Gender Unknown	10	3	3										

Environmental surveillance for poliovirus in selected sewage sites established and working

Changes from previous week

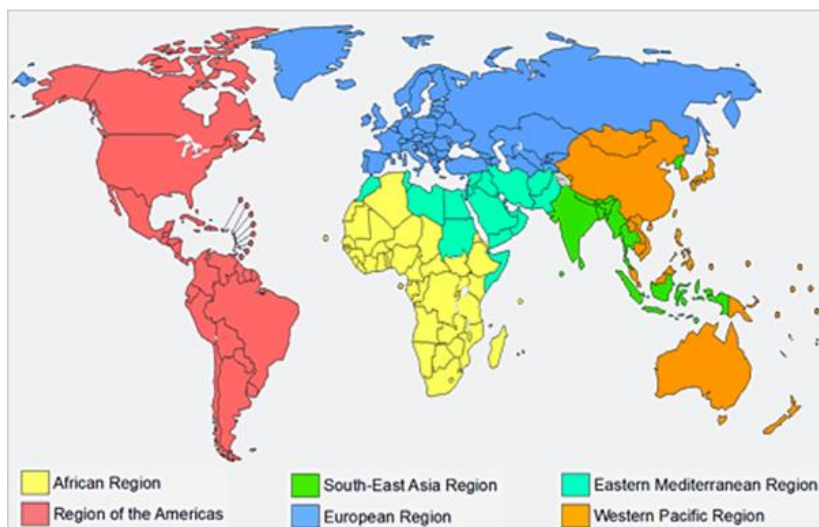
# Global Surveillance Indicators: Year to Date Comparison

## 2022 & 2023: 01 Jan. to 07 Feb. 2023\*

WHO region	AFP cases		Wild poliovirus cases		cVDPV cases		Polio compatibles		Pending final classification		
	2022	2023	2022	2023	2022	2023	2022	2023	Total		>90 days
									2022	2023	2023
<b>African</b>	803	879	0	0	0	0	60	0	683	697	0
<b>Central</b>	96	129	0	0	0	0	17	0	94	104	0
<b>South/East</b>	132	192	0	0	0	0	27	0	154	172	0
<b>West</b>	575	558	0	0	0	0	16	0	435	421	0
<b>American</b>	46	47	0	0	0	0	1	0	16	21	0
<b>Eastern Mediterranean</b>	1,659	1,816	1	0	0	0	1	0	1,060	1,109	0
<b>European</b>	58	86	0	0	0	0	0	0	70	85	0
<b>South East Asian</b>	1,435	1,478	0	0	0	1	3	0	964	1,007	0
<b>Western Pacific</b>	10	4	0	0	0	0	0	0	8	4	0
<b>Global</b>	<b>4,011</b>	<b>4,299</b>	<b>1</b>	<b>0</b>	<b>0</b>	<b>1</b>	<b>65</b>	<b>0</b>	<b>2,801</b>	<b>2,923</b>	<b>0</b>

<sup>1</sup>cVDPV includes all three serotypes 1, 2 and 3. Please refer to slide 5 for the distribution of cases by serotype.

WHO Regions



For data at country, regional and global levels from 2000 onwards, see the WHO website at <https://extranet.who.int/polis/public/CaseCount.aspx>

\*Data for 2021 as of 08 Feb. 2022 and for 2022 as of 07 Feb. 2023