

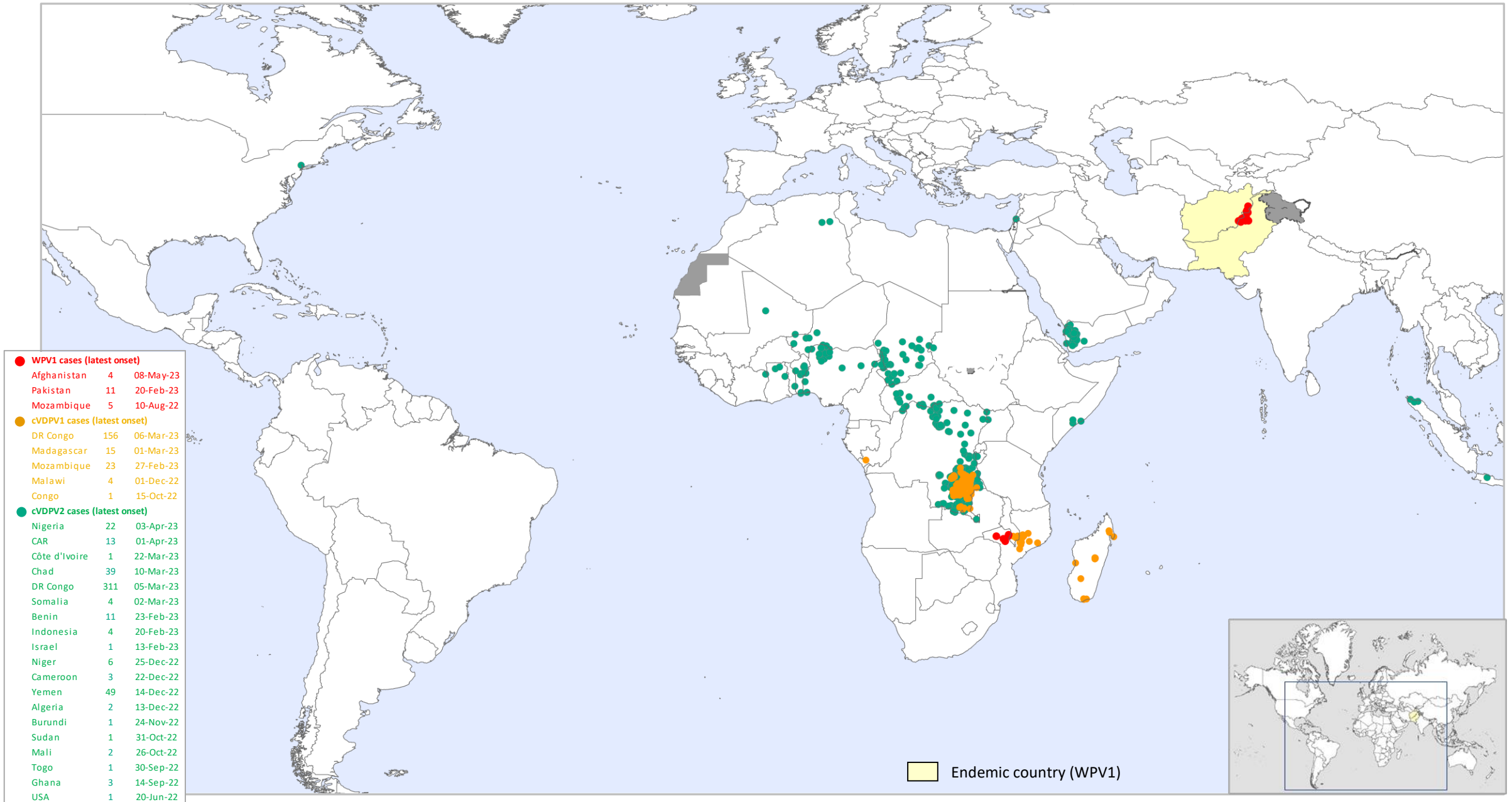
# Highlights of New Wild Poliovirus and cVDPV Positives Reported Globally this Week

Country	WPV1			cVDPV1			cVDPV2			cVDPV3			Location State/Province/Governorate
	AFP	ENV	other <sup>1</sup>	AFP	ENV	other <sup>1</sup>	AFP	ENV	other <sup>1</sup>	AFP	ENV	other <sup>1</sup>	
AFGHANISTAN	1												NANGARHAR
PAKISTAN		2											KPAKHTUNKHWA
ALGERIA								1					TAMANGHASSET
BURUNDI								4					BUJUMBURA MAIRIE
CENTRAL AFRICAN REP.							1		1				REGION SANITAIRE 4 (RS4)
UNITED STATES OF AMERICA								16					NEW YORK

<sup>1</sup>contacts of positive AFP cases, community, healthy children

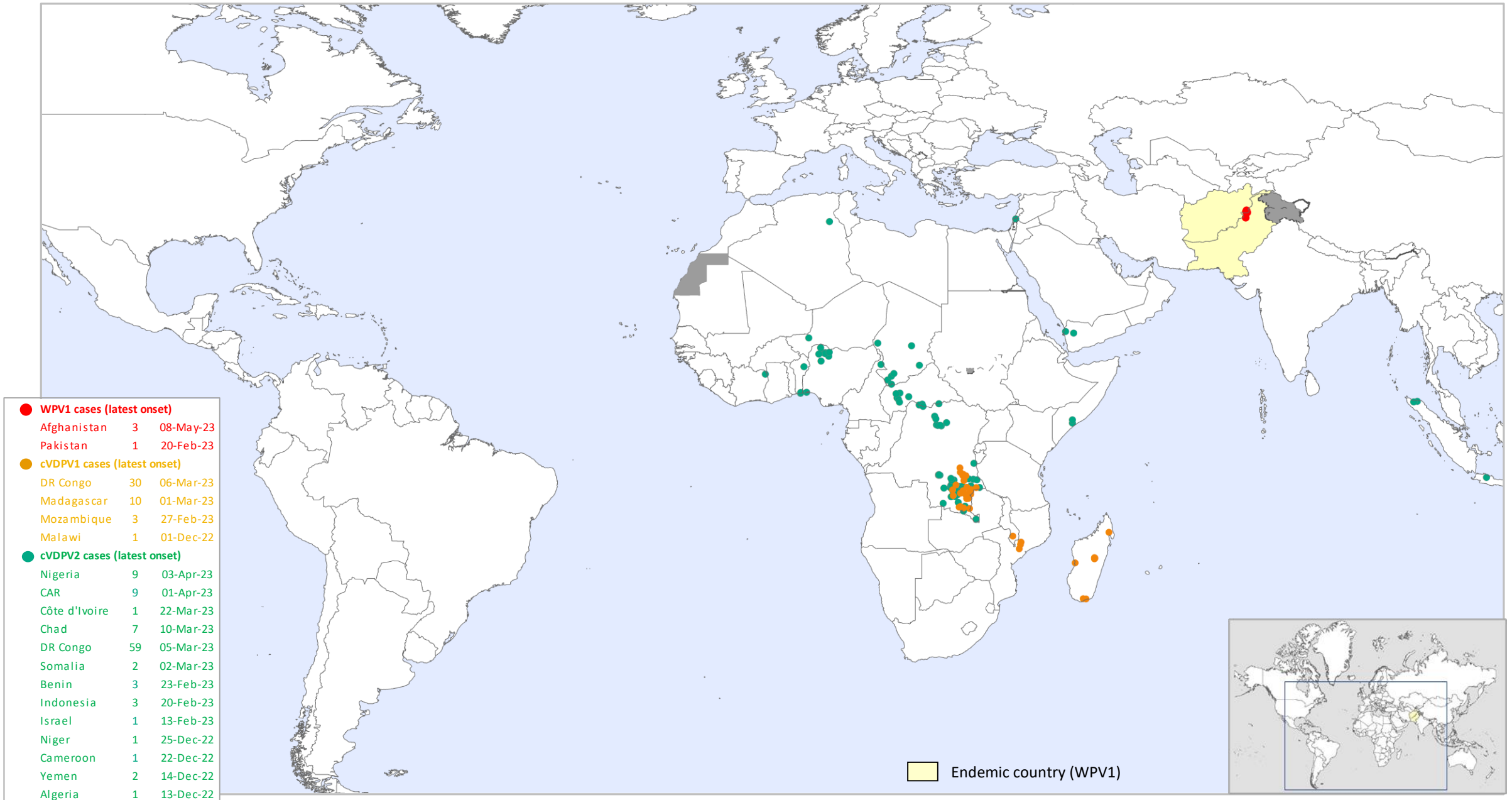
The boundaries and names shown and the designations used in the maps in this document do not imply the expression of any opinion whatsoever on the part of the World Health Organization concerning the legal status of any country, territory, city or area or of its authorities, or concerning the delimitation of its frontiers or boundaries. Dotted lines on maps represent approximate border lines for which there may not yet be full agreement. © WHO 2023. All rights reserved

# Global WPV1 & cVDPV Cases<sup>1</sup>, Previous 12 Months<sup>2</sup>



<sup>1</sup>Excludes viruses detected from environmental surveillance; <sup>2</sup>Onset of paralysis: 31 May 2022 to 30 May 2023

# Global WPV1 & cVDPV Cases<sup>1</sup>, Previous 6 Months<sup>2</sup>



<sup>1</sup>Excludes viruses detected from environmental surveillance; <sup>2</sup>Onset of paralysis: 01 Dec. 2022 to 30 May 2023

# Global Wild Poliovirus 2017 - 2023

Country or territory	Wild virus type 1 confirmed cases									Wild virus type 1 reported from other sources <sup>2</sup>							
	Full year total						01 Jan-30 May <sup>1</sup>		Date of most recent case	Full year total						01 Jan-30 May <sup>1</sup>	Date of most recent virus
	2017	2018	2019	2020	2021	2022	2022	2023		2017	2018	2019	2020	2021	2022	2023	
<b>Afghanistan</b>	14	21	29	56	4	2	1	3	14-Apr-23	42	83	60	49	1	22	23	25-Apr-23
<b>Pakistan</b>	8	12	147	84	1	20	6	1	20-Feb-23	110	141	405	455	65	41	6	19-Apr-23
Mozambique	0	0	0	0	0	8	1	0	10-Aug-22								
Malawi	0	0	0	0	1	0	0	0	19-Nov-21								
Iran	0	0	0	0	0	0	0	0	NA			3					20-May-19
<b>Total (Type 1)</b>	<b>22</b>	<b>33</b>	<b>176</b>	<b>140</b>	<b>6</b>	<b>30</b>	<b>8</b>	<b>4</b>		<b>152</b>	<b>224</b>	<b>468</b>	<b>504</b>	<b>66</b>	<b>63</b>	<b>29</b>	
Tot. in endemic countries	22	33	176	140	5	22	7	4									
Tot. in non-end countries	0	0	0	0	1	8	1	0									
No. of countries (infected)	2	2	2	2	3	3	3	2									
No. of countries (endemic)	2	3	3	3	2	2	2	2									
Total Female	7	18	72	59	2	10	4	2									
Total Male	15	15	104	81	4	20	4	2									

Countries in yellow are endemic. <sup>1</sup>Data reported to WHO HQ on 31 May for 2022 data and 30 May for 2023 data.

<sup>2</sup>Wild viruses from environmental samples, selected contacts, healthy children and other sources. Last WPV type 3 had its onset on 10 November 2012.

# Global Circulating Vaccine-derived Poliovirus (cVDPV)<sup>1,2,3</sup>

<sup>1</sup>For cVDPV definition see [http://polioeradication.org/wp-content/uploads/2016/09/Reporting-and-Classification-of-VDPVs\\_Aug2016\\_EN.pdf](http://polioeradication.org/wp-content/uploads/2016/09/Reporting-and-Classification-of-VDPVs_Aug2016_EN.pdf). <sup>2</sup> Include contact, healthy and community samples. <sup>3</sup>cVDPV1 and cVDPV2 isolated from **three children**

	Country	AFP cases (Paralysis onset between 2020-2023)					Other sources (Human) <sup>2</sup> (Collection between 2020-2023)					Other sources (Environment) (Collection between 2020-2023)					
		2020	2021	2022	2023	Onset of most recent case	2020	2021	2022	2023	most recent collection date	2020	2021	2022	2023	most recent collection date	
cVDPV1 <sup>1</sup>	DR Congo			146 <sup>3</sup>	14	06-Mar-23			5		09-Oct-22						
	Madagascar	2	13	14	9	01-Mar-23		25	11	1	19-Feb-23		31	104	38	27-Feb-23	
	Mozambique	1		22	3	27-Feb-23			1		25-Oct-22						
	Malawi			4		01-Dec-22			1		19-Sep-22						
	Congo			1		15-Oct-22											
	Yemen	31	3			27-Mar-21					07-Jul-19						
	Malaysia	1				14-Jan-20						9				13-Mar-20	
<b>Total type 1</b>	<b>35</b>	<b>16</b>	<b>187</b>	<b>26</b>		<b>0</b>	<b>25</b>	<b>18</b>	<b>1</b>		<b>9</b>	<b>31</b>	<b>104</b>	<b>38</b>			
cVDPV2 <sup>1</sup>	Algeria			3		13-Dec-22			2	3	05-Jan-23			18	<b>13</b>	02-May-23	
	Burundi			1		24-Nov-22				2	27-Jan-23			6	<b>10</b>	19-Apr-23	
	Central African Republic	4		<b>6</b>	7	01-Apr-23	1			<b>12</b>	18-Apr-23	2	1	8		23-Nov-22	
	Nigeria	8	415	48	6	03-Apr-23	8	204	28	2	29-Mar-23	5	303	82	13	10-Apr-23	
	Côte d'Ivoire	64		1		22-Mar-23	25				01-Nov-20	95		3		18-Jul-22	
	Chad	101		44	6	10-Mar-23	17		4	3	13-Jan-23	3	1	5		01-Dec-22	
	DR Congo	81	28	363 <sup>3</sup>	30	05-Mar-23	95	6	30	1	19-Jan-23	1	3	9		22-Feb-23	
	Somalia	14	1	5	2	02-Mar-23	13		4		31-Aug-22	26	1	6		22-Dec-22	
	Benin	3	3	11	2	23-Feb-23		2	1		01-Jun-22	5	1	8	3	21-Feb-23	
	Indonesia			1	3	20-Feb-23			3		01-Jan-23						
	Botswana													4		1	16-Feb-23
	Israel				1	13-Feb-23									55		24-Oct-22
	Niger	10	18	15		25-Dec-22	2	1	3		19-May-22	9		14	1	12-Jan-23	
	Malawi															1	02-Jan-23
	Cameroon	7	3	3		22-Dec-22	4	3			29-Oct-21	9	1				25-Oct-21
	Yemen		66	162		14-Dec-22		17	33		09-Dec-22		13	25			28-Nov-22
	Zambia													3			06-Dec-22
	Sudan	58		1		31-Oct-22	11				01-Oct-20	14		1			28-Nov-22
	United Kingdom													6			08-Nov-22
	Mali	52		2		26-Oct-22	3				15-Aug-20	4					29-Aug-20
	United States of America			1		20-Jun-22								<b>30</b>			20-Oct-22
	Ghana	12		3		14-Sep-22	10		4		01-Jun-22	20		19			04-Oct-22
	Togo	9		2		30-Sep-22	9				09-Jul-20			2			06-Sep-22
	Canada													2			08-Sep-22
	Egypt											1	12	6			29-Aug-22
	Djibouti												7	12			22-May-22
	Ethiopia	37	10	1		01-Apr-22	7				13-Oct-20	4					28-Dec-20
	Mozambique		2	4		26-Mar-22					17-Dec-18						
	Eritrea		1	1		02-Mar-22											
	Senegal		17			27-Oct-21		34			17-Nov-21	1	14	1			17-Jan-22
	Burkina Faso	68	2			09-Jun-21	12				19-Sep-20		1				28-Dec-21
	Ukraine		2			24-Dec-21		18			09-Oct-21						
	Mauritania							4			19-Jul-21		7				15-Dec-21
	Uganda												2				02-Nov-21
	Gambia												9				09-Sep-21
	Pakistan	135	8			23-Apr-21	2				11-Nov-20	135	35				13-Aug-21
	Guinea	44	6			01-Apr-21	1				05-Sep-20	1	2				11-Aug-21
	Guinea-Bissau		3			15-Jul-21		1			26-Jul-21						
	Tajikistan	1	35			25-Jul-21		22			24-May-21		17				22-Mar-21
	Afghanistan	308	43			09-Jul-21	36	2			03-May-21	175	40				23-Jun-21
	Congo	2	2			10-Feb-21	2				12-Oct-20	1	3				01-Jun-21
	Sierra Leone	10	5			28-Feb-21	6	8			19-Mar-21		9				01-Jun-21
	Liberia		3			28-May-21	2	5			21-Jan-21	7	14				20-Apr-21
	South Sudan	50	9			10-Apr-21	19	5			25-Feb-21	6					01-Dec-20
	Iran											3	1				20-Feb-21
	Kenya						1	2			25-Jan-21	1	1				13-Jan-21
	Angola	3				09-Feb-20					31-Oct-19						
Malaysia											5					04-Feb-20	
Philippines	1				15-Jan-20					23-Nov-19	4					16-Jan-20	
<b>Total type 2</b>	<b>1082</b>	<b>682</b>	<b>677</b>	<b>58</b>		<b>286</b>	<b>334</b>	<b>112</b>	<b>30</b>		<b>537</b>	<b>498</b>	<b>325</b>	<b>43</b>			
cVDPV3 <sup>1</sup>	Israel			1		12-Feb-22			3		24-Mar-22	1	5	25		15-Mar-22	
	Occupied Palestinian Terr.												7	9		12-Mar-22	
	China						1				22-Jul-20		1			25-Jan-21	
<b>Total type 3</b>	<b>0</b>	<b>0</b>	<b>1</b>	<b>0</b>		<b>1</b>	<b>0</b>	<b>3</b>	<b>0</b>		<b>1</b>	<b>13</b>	<b>34</b>	<b>0</b>			
Gender	Female (all sero type)	493	295	368	34												
	Male (all sero type)	610	400	490	49												
	Gender Unknown	10	3	4	1												

Environmental surveillance for poliovirus in selected sewage sites established and working

Changes from previous week

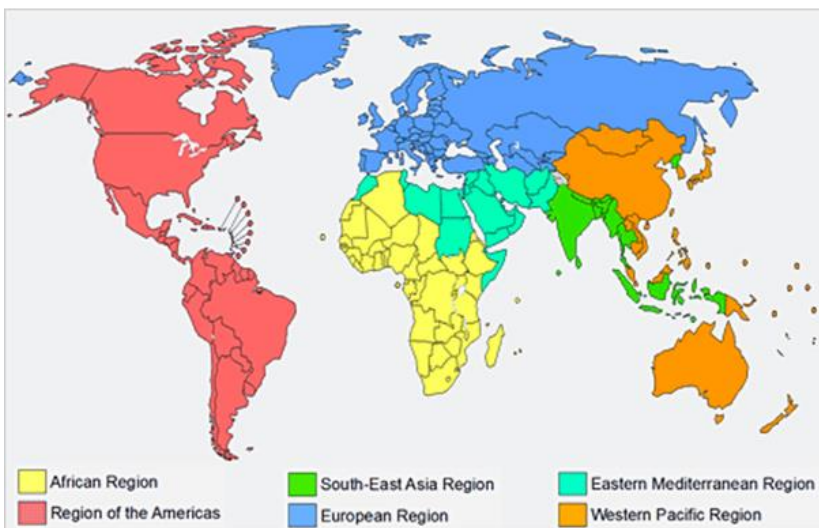
# Global Surveillance Indicators: Year to Date Comparison

## 2022 & 2023: 01 Jan. to 30 May 2023\*

WHO region	AFP cases		Wild poliovirus cases		cVDPV <sup>1</sup> cases		Polio compatibles		Pending final classification		
									Total		> 90 days
	2022	2023	2022	2023	2022	2023	2022	2023	2022	2023	2023
<b>African</b>	10,599	10,820	1	0	83	78	1	3	2,563	2,978	818
<b>Central</b>	2,350	2,331	0	0	51	57	0	0	320	421	90
<b>South/East</b>	2,976	2,846	1	0	5	12	1	0	1,119	1,450	547
<b>West</b>	5,273	5,643	0	0	27	9	0	3	1,124	1,107	181
<b>American</b>	464	537	0	0	0	0	0	0	122	163	49
<b>Eastern Mediterranean</b>	9,067	11,116	7	4	19	2	0	0	1,824	1,904	166
<b>European</b>	470	493	0	0	1	1	0	0	251	225	35
<b>South East Asian</b>	10,573	10,941	0	0	0	3	0	0	2,270	2,245	564
<b>Western Pacific</b>	1,537	2,163	0	0	0	0	0	0	1,285	1,789	616
<b>Global</b>	<b>32,710</b>	<b>36,070</b>	<b>8</b>	<b>4</b>	<b>103</b>	<b>84</b>	<b>1</b>	<b>3</b>	<b>8,315</b>	<b>9,304</b>	<b>2,248</b>

<sup>1</sup>cVDPV includes all three serotypes 1, 2 and 3. Please refer to slide 5 for the distribution of cases by serotype.

WHO Regions



For data at country, regional and global levels from 2000 onwards, see the WHO website at <https://extranet.who.int/polis/public/CaseCount.aspx>

\*Data for 2022 as of 31 May 2022 and for 2023 as of 30 May 2023