

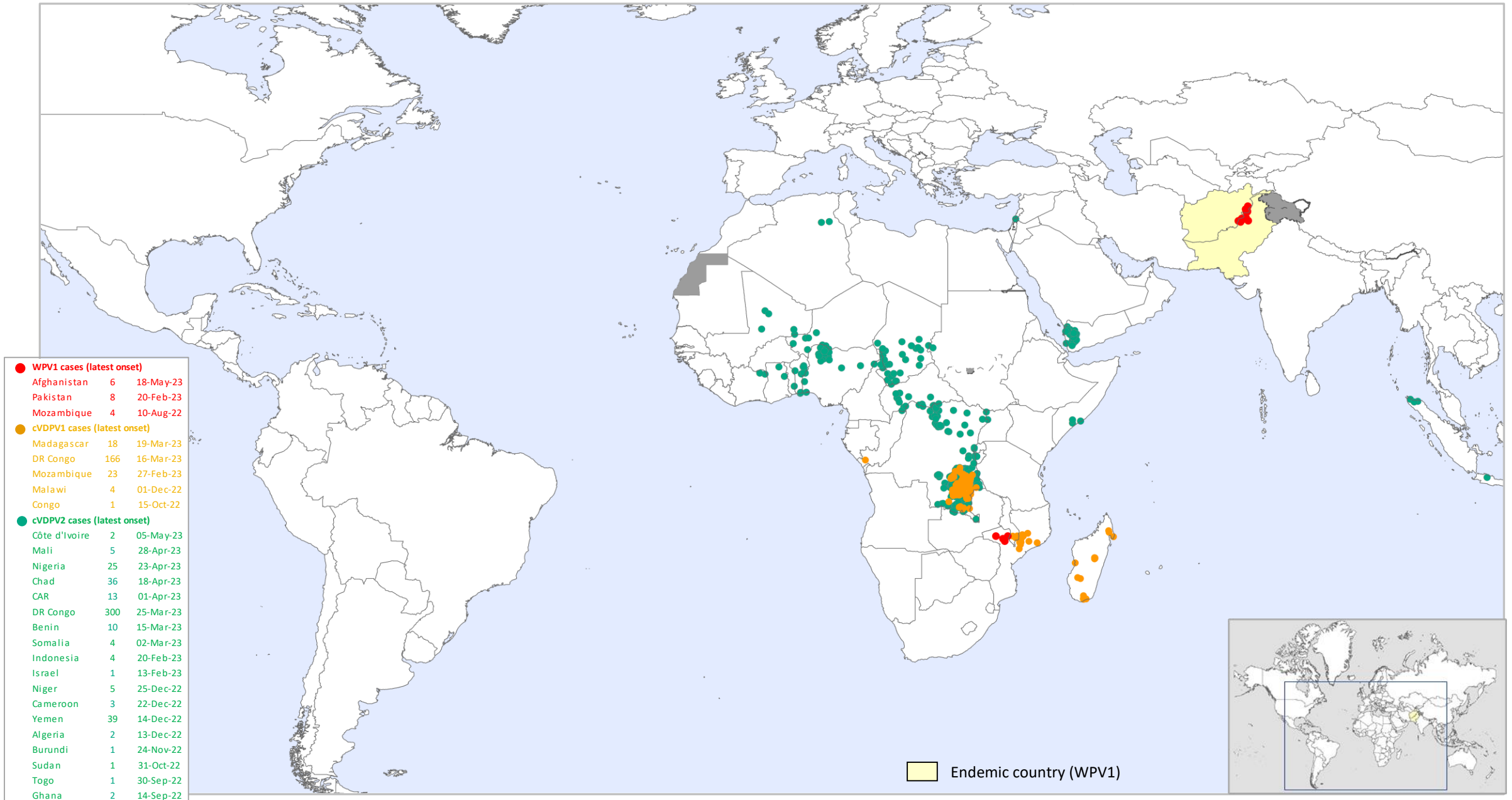
Highlights of New Wild Poliovirus and cVDPV Positives Reported Globally this Week

Country	WPV1			cVDPV1			cVDPV2			cVDPV3			Location State/Province/Governorate
	AFP	ENV	other ¹	AFP	ENV	other ¹	AFP	ENV	other ¹	AFP	ENV	other ¹	
AFGHANISTAN	1												NANGARHAR
BENIN							1						OUEME
MADAGASCAR				3	1	4							ANALAMANGA, ANDROY, SUD-OUEST, MELAKY
MALI							1						TOMBOUCTOU

¹contacts of positive AFP cases, community, healthy children

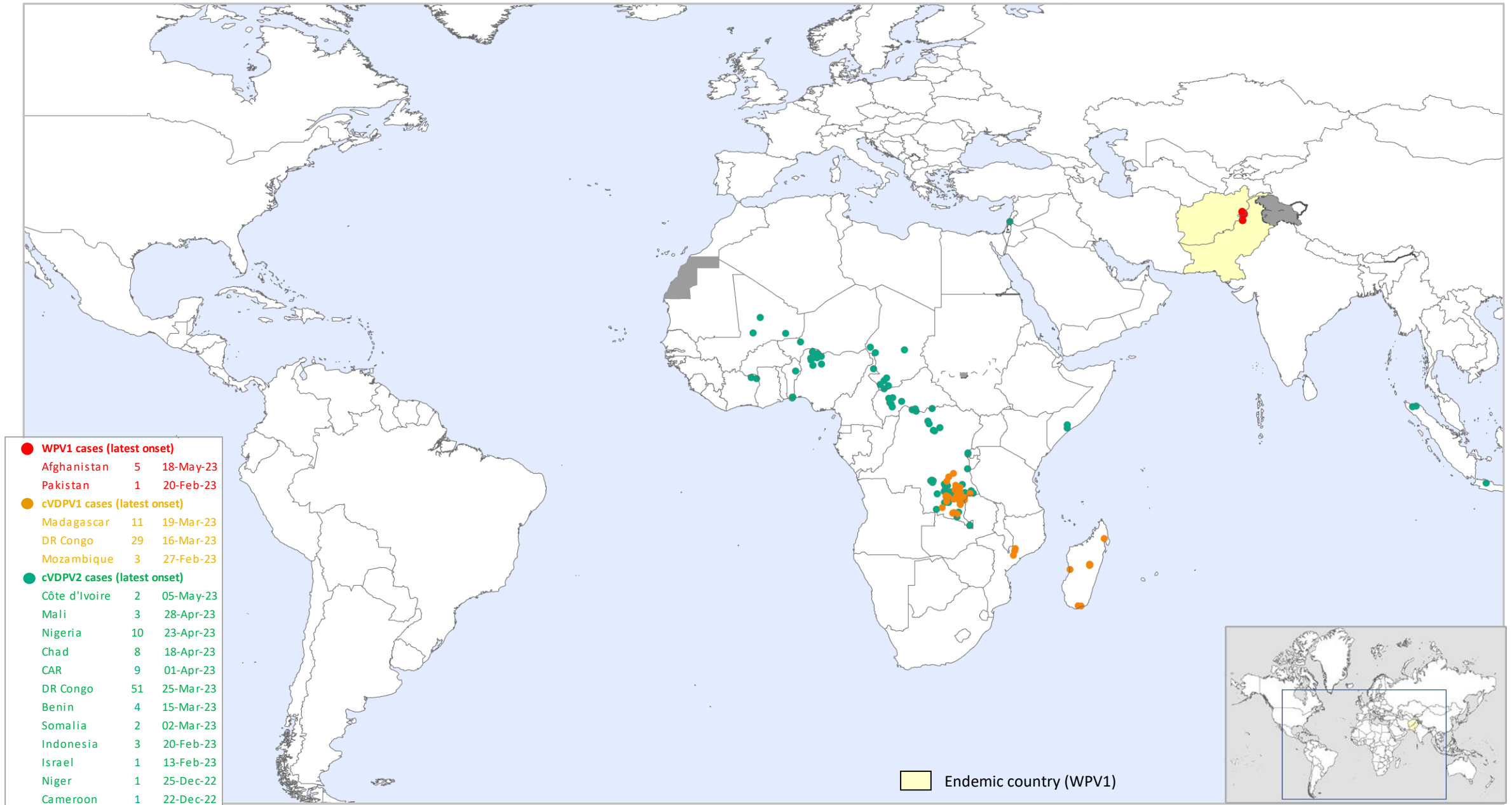
The boundaries and names shown and the designations used in the maps in this document do not imply the expression of any opinion whatsoever on the part of the World Health Organization concerning the legal status of any country, territory, city or area or of its authorities, or concerning the delimitation of its frontiers or boundaries. Dotted lines on maps represent approximate border lines for which there may not yet be full agreement. © WHO 2023. All rights reserved

Global WPV1 & cVDPV Cases¹, Previous 12 Months²



¹Excludes viruses detected from environmental surveillance; ²Onset of paralysis: 21 Jun. 2022 to 20 Jun. 2023

Global WPV1 & cVDPV Cases¹, Previous 6 Months²



¹Excludes viruses detected from environmental surveillance; ²Onset of paralysis: 21 Dec. 2022 to 20 Jun. 2023

Global Wild Poliovirus 2017 - 2023

Country or territory	Wild virus type 1 confirmed cases									Wild virus type 1 reported from other sources ²							
	Full year total						01 Jan-20 Jun ¹		Date of most recent case	Full year total						01 Jan-20 Jun ¹	Date of most recent virus
	2017	2018	2019	2020	2021	2022	2022	2023		2017	2018	2019	2020	2021	2022		
Afghanistan	14	21	29	56	4	2	1	5	18-May-23	42	83	60	49	1	22	29	23-May-23
Pakistan	8	12	147	84	1	20	10	1	20-Feb-23	110	141	405	455	65	41	11	16-May-23
Mozambique	0	0	0	0	0	8	1	0	10-Aug-22								
Malawi	0	0	0	0	1	0	0	0	19-Nov-21								
Iran	0	0	0	0	0	0	0	0	NA			3					20-May-19
Total (Type 1)	22	33	176	140	6	30	12	6		152	224	468	504	66	63	40	
Tot. in endemic countries	22	33	176	140	5	22	11	6									
Tot. in non-end countries	0	0	0	0	1	8	1	0									
No. of countries (infected)	2	2	2	2	3	3	3	2									
No. of countries (endemic)	2	3	3	3	2	2	2	2									
Total Female	7	18	72	59	2	10	5	3									
Total Male	15	15	104	81	4	20	7	3									

Countries in yellow are endemic. ¹Data reported to WHO HQ on 21 Jun. for 2022 data and 20 Jun. for 2023 data.

²Wild viruses from environmental samples, selected contacts, healthy children and other sources. Last WPV type 3 had its onset on 10 November 2012.

Global Circulating Vaccine-derived Poliovirus (cVDPV)^{1,2,3}

¹For cVDPV definition see http://polioeradication.org/wp-content/uploads/2016/09/Reporting-and-Classification-of-VDPVs_Aug2016_EN.pdf. ² Include contact, healthy and community samples. ³cVDPV1 and cVDPV2 isolated from three children

	Country	AFP cases (Paralysis onset between 2020-2023)					Other sources (Human) ² (Collection between 2020-2023)					Other sources (Environment) (Collection between 2020-2023)					
		2020	2021	2022	2023	Onset of most recent case	2020	2021	2022	2023	most recent collection date	2020	2021	2022	2023	most recent collection date	
cVDPV1	Madagascar	2	13	16	10	19-Mar-23		25	11	5	28-Apr-23		31	106	39	27-Feb-23	
	DR Congo			146 ³	24	16-Mar-23			5		09-Oct-22						
	Mozambique	1		22	3	27-Feb-23			1		25-Oct-22						
	Malawi			4		01-Dec-22			1		19-Sep-22						
	Congo			1		15-Oct-22											
	Yemen	31	3			27-Mar-21					07-Jul-19						
	Malaysia	1				14-Jan-20						9				13-Mar-20	
Total type 1	35	16	189	37		0	25	18	5		9	31	106	39			
cVDPV2 ¹	Côte d'Ivoire	64			2	05-May-23	25			8	28-Apr-23	95		3		18-Jul-22	
	Algeria			3		13-Dec-22			2	3	05-Jan-23			18	13	02-May-23	
	Nigeria	8	415	48	10	23-Apr-23	8	204	28	5	30-Apr-23	5	303	82	13	10-Apr-23	
	Mali	52		2	3	28-Apr-23	3				15-Aug-20	4				29-Aug-20	
	Central African Republic	4		6	7	01-Apr-23	1				26-Apr-23	2	1	8		23-Nov-22	
	Burundi			1		24-Nov-22					27-Jan-23			6	10	19-Apr-23	
	Chad	101		44	8	18-Apr-23	17		4	5	19-Apr-23	3	1	5		01-Dec-22	
	Zambia														3	1	28-Mar-23
	DR Congo	81	28	363 ³	41	25-Mar-23	95	6	30	1	19-Jan-23	1	3	9	1	22-Feb-23	
	Benin	3	3	11	3	15-Mar-23		2	1		01-Jun-22	5	1	8	3	21-Feb-23	
	Somalia	14	1	5	2	02-Mar-23	13		4		31-Aug-22	26	1	6		22-Dec-22	
	Indonesia			1	3	20-Feb-23			3	7	01-Jan-23						
	Botswana													4	1	16-Feb-23	
	Israel				1	13-Feb-23								55		24-Oct-22	
	Niger	10	18	15		25-Dec-22	2	1	3		19-May-22	9		14	1	12-Jan-23	
	Malawi														1	02-Jan-23	
	Cameroon	7	3	3		22-Dec-22	4	3			29-Oct-21	9	1			25-Oct-21	
	Yemen		66	162		14-Dec-22		17	33		09-Dec-22		13	25		28-Nov-22	
	Sudan	58		1		31-Oct-22	11				01-Oct-20	14		1		28-Nov-22	
	United Kingdom													6		08-Nov-22	
	United States of America			1		20-Jun-22								30		20-Oct-22	
	Ghana	12		3		14-Sep-22	10		4		01-Jun-22	20		19		04-Oct-22	
	Togo	9		2		30-Sep-22	9				09-Jul-20			2		06-Sep-22	
	Canada													2		08-Sep-22	
	Egypt											1	12	6		29-Aug-22	
	Djibouti												7	12		22-May-22	
	Ethiopia	37	10	1		01-Apr-22	7				13-Oct-20	4				28-Dec-20	
	Mozambique		2	4		26-Mar-22					17-Dec-18						
	Eritrea		1	1		02-Mar-22											
	Senegal	17				27-Oct-21		34			17-Nov-21	1	14	1		17-Jan-22	
	Burkina Faso	68	2			09-Jun-21	12				19-Sep-20		1			28-Dec-21	
	Ukraine		2			24-Dec-21					09-Oct-21						
	Mauritania								4		19-Jul-21			7		15-Dec-21	
	Uganda													2		02-Nov-21	
	Gambia													9		09-Sep-21	
	Pakistan	135	8			23-Apr-21	2				11-Nov-20	135	35			13-Aug-21	
	Guinea	44	6			01-Apr-21	1				05-Sep-20	1	2			11-Aug-21	
	Guinea-Bissau		3			15-Jul-21		1			26-Jul-21						
	Tajikistan	1	35			25-Jul-21		22			24-May-21		17			22-Mar-21	
	Afghanistan	308	43			09-Jul-21	36	2			03-May-21	175	40			23-Jun-21	
	Congo	2	2			10-Feb-21	2				12-Oct-20	1	3			01-Jun-21	
	Sierra Leone	10	5			28-Feb-21	6	8			19-Mar-21	7	9			01-Jun-21	
	Liberia		3			28-May-21	2	5			21-Jan-21	7	14			20-Apr-21	
	South Sudan	50	9			10-Apr-21	19	5			25-Feb-21	6				01-Dec-20	
	Iran											3	1			20-Feb-21	
	Kenya						1	2			25-Jan-21	1	1			13-Jan-21	
	Angola	3				09-Feb-20					31-Oct-19						
Malaysia											5				04-Feb-20		
Philippines	1				15-Jan-20					23-Nov-19	4				16-Jan-20		
Total type 2	1082	682	677	80		286	334	112	44		537	498	325	44			
cVDPV3 ¹	Israel			1		12-Feb-22				3	24-Mar-22	1	5	25		15-Mar-22	
	Occupied Palestinian Terr.												7	9		12-Mar-22	
	China						1				22-Jul-20		1			25-Jan-21	
Total type 3	0	0	1	0		1	0	3	0		1	13	34	0			
Gender	Female (all sero type)	493	295	369	50												
	Male (all sero type)	610	400	491	64												
	Gender Unknown	10	3	4	3												

Environmental surveillance for poliovirus in selected sewage sites established and working

Changes from previous week

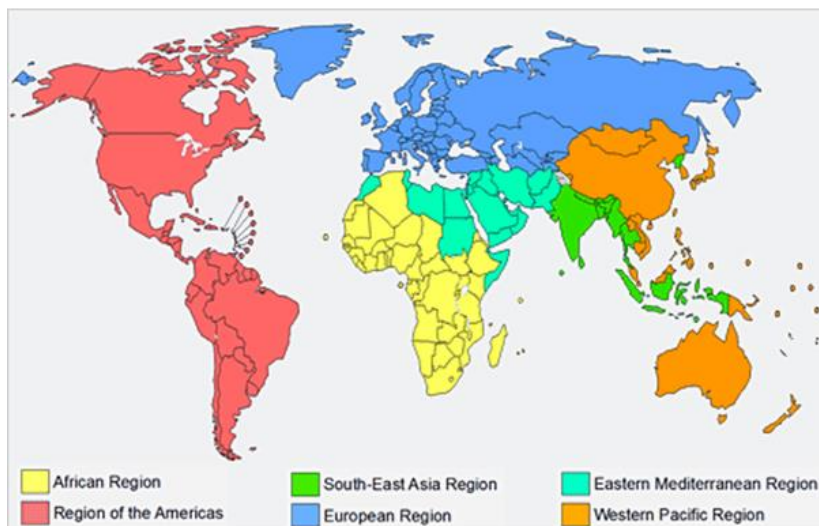
Global Surveillance Indicators: Year to Date Comparison

2022 & 2023: 01 Jan. to 20 Jun. 2023*

WHO region	AFP cases		Wild poliovirus cases		cVDPV ¹ cases		Polio compatibles		Pending final classification		
									Total		> 90 days
	2022	2023	2022	2023	2022	2023	2022	2023	2022	2023	2023
African	13,245	13,619	1	0	106	111	1	10	3,348	3,138	834
Central	2,926	2,874	0	0	68	80	0	4	638	473	89
South/East	3,680	3,577	1	0	9	13	1	5	1,227	1,411	516
West	6,639	7,168	0	0	29	18	0	1	1,483	1,254	229
American	573	678	0	0	0	0	0	0	138	193	70
Eastern Mediterranean	11,698	13,013	11	6	47	2	0	0	2,226	1,676	191
European	569	544	0	0	1	1	0	1	285	241	62
South East Asian	12,664	12,720	0	0	0	3	0	0	2,716	2,406	710
Western Pacific	1,703	2,323	0	0	0	0	0	0	1,327	1,817	1,149
Global	40,452	42,897	12	6	154	117	1	11	10,040	9,471	3,016

¹cVDPV includes all three serotypes 1, 2 and 3. Please refer to slide 5 for the distribution of cases by serotype.

WHO Regions



For data at country, regional and global levels from 2000 onwards, see the WHO website at <https://extranet.who.int/polis/public/CaseCount.aspx>

*Data for 2022 as of 21 Jun. 2022 and for 2023 as of 20 Jun. 2023