

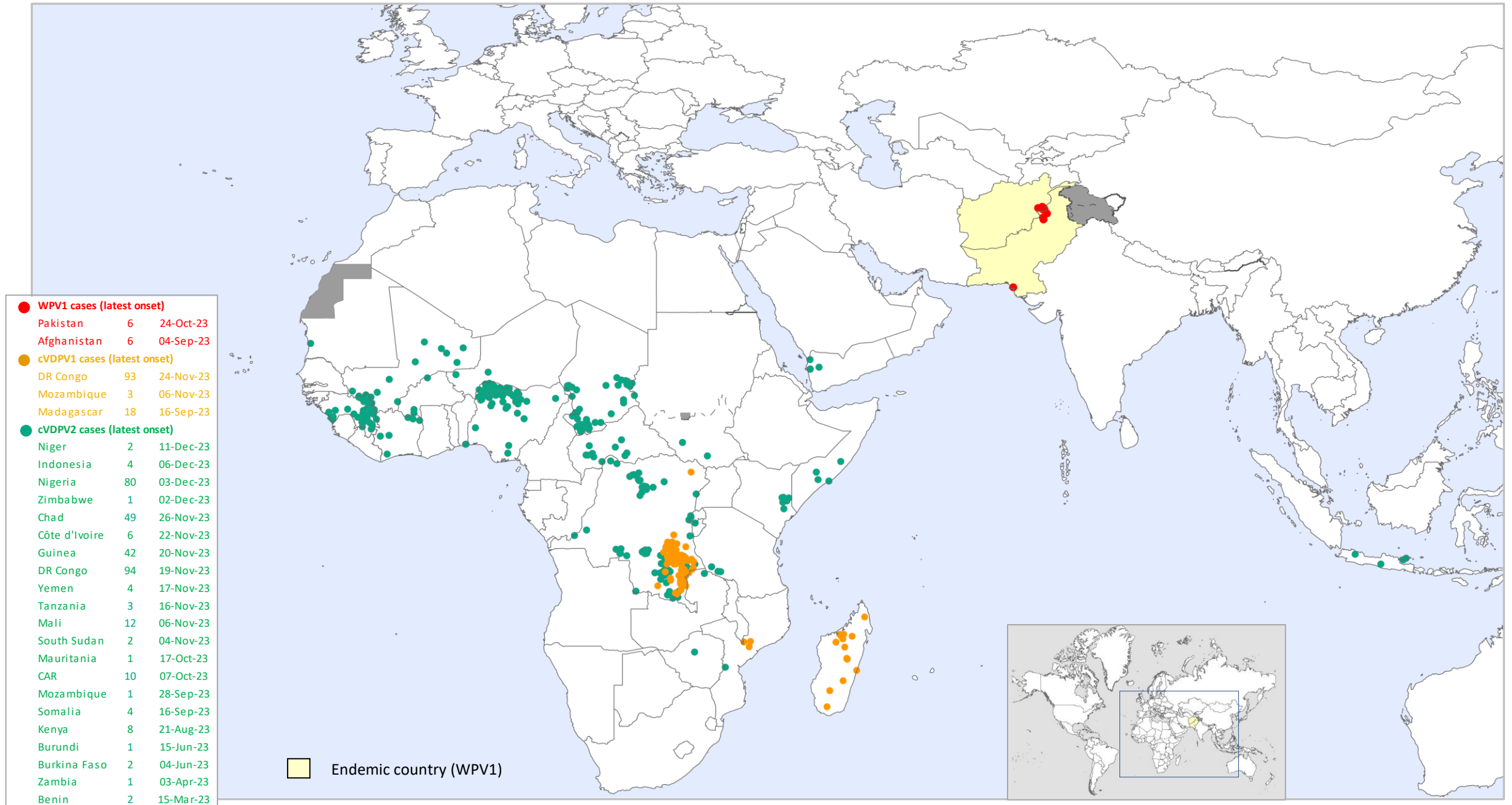
Highlights of New Wild Poliovirus and cVDPV Positives Reported Globally this Week

Country	WPV1			cVDPV1			cVDPV2			cVDPV3			Location State/Province/Governorate
	AFP	ENV	other ¹	AFP	ENV	other ¹	AFP	ENV	other ¹	AFP	ENV	other ¹	
ALGERIA								1					TAMANGHASSET
EGYPT								1					N. SINAI
NIGER								1					DIFFA
NIGERIA							4	2	4				KANO, KATSINA
SUDAN								2					RED SEA

¹contacts of positive AFP cases, community, healthy children

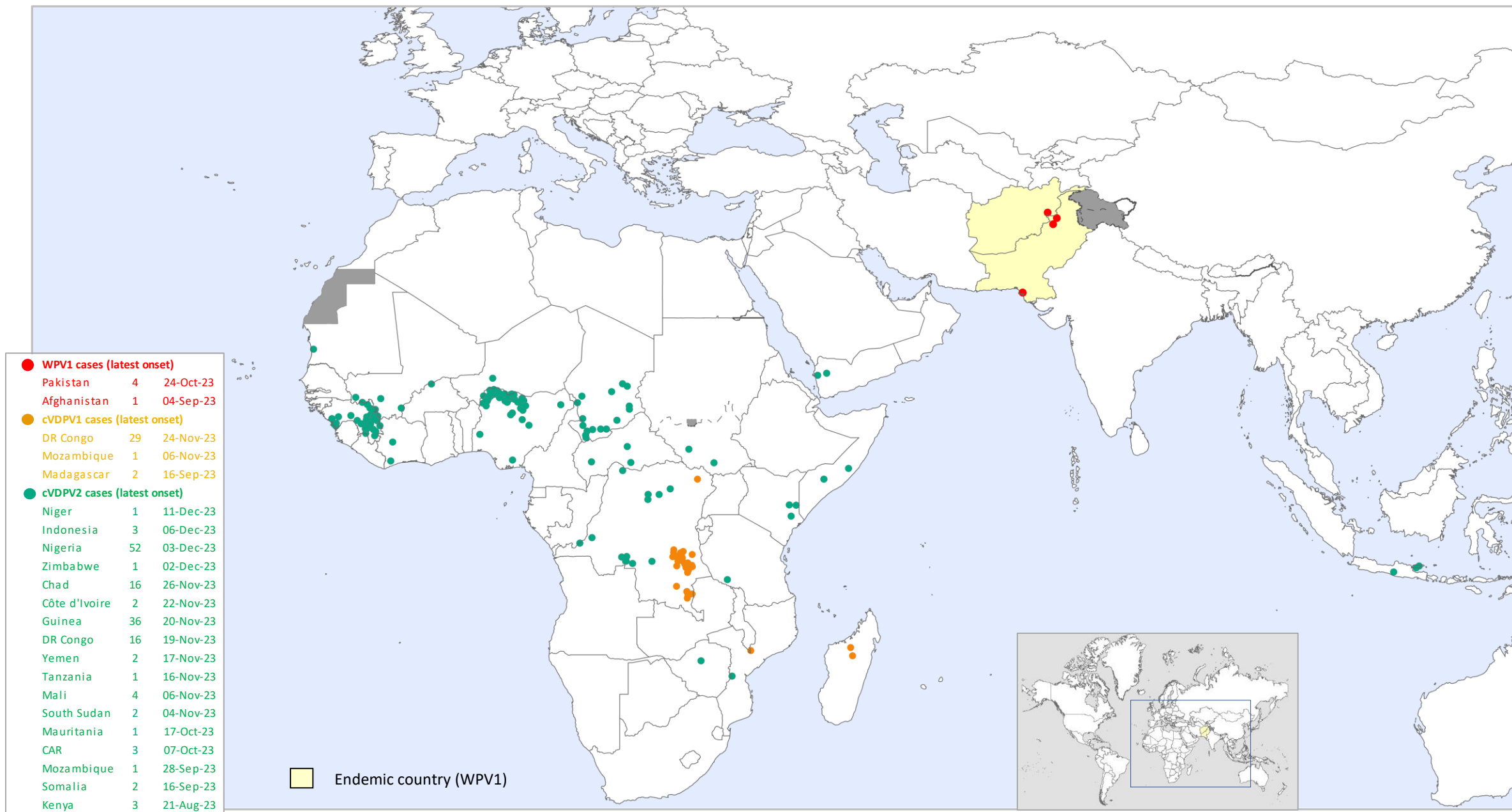
The boundaries and names shown and the designations used in the maps in this document do not imply the expression of any opinion whatsoever on the part of the World Health Organization concerning the legal status of any country, territory, city or area or of its authorities, or concerning the delimitation of its frontiers or boundaries. Dotted lines on maps represent approximate border lines for which there may not yet be full agreement. © WHO 2024. All rights reserved

Global WPV1 & cVDPV Cases¹, Previous 12 Months²



¹Excludes viruses detected from environmental surveillance; ²Onset of paralysis: 14 Feb. 2023 to 13 Feb. 2024

Global WPV1 & cVDPV Cases¹, Previous 6 Months²



¹Excludes viruses detected from environmental surveillance; ²Onset of paralysis: 14 Aug. 2023 to 13 Feb. 2024

Global Wild Poliovirus 2017 - 2024

Country or territory	Wild virus type 1 confirmed cases									Wild virus type 1 reported from other sources ²								
	Full year total						01 Jan-31 Dec ¹		Date of most recent case	Full year total						01 Jan-31 Dec ¹	01 Jan-13 Feb ¹	Date of most recent virus
	2017	2018	2019	2020	2021	2022	2022	2023		2017	2018	2019	2020	2021	2022	2023	2024	
Afghanistan	14	21	29	56	4	2	2	6	04-Sep-23	42	83	60	49	1	22	62	0	23-Dec-23
Pakistan	8	12	147	84	1	20	20	6	24-Oct-23	110	141	405	455	65	43	125	28	20-Dec-23
Mozambique	0	0	0	0	0	8	8	0	10-Aug-22									
Malawi	0	0	0	0	1	0	0	0	19-Nov-21									
Iran	0	0	0	0	0	0	0	0	NA			3						20-May-19
Total (Type 1)	22	33	176	140	6	30	30	12		152	224	468	504	66	65	187	28	
Tot. in endemic countries	22	33	176	140	5	22	22	12										
Tot. in non-end countries	0	0	0	0	1	8	8	0										
No. of countries (infected)	2	2	2	2	3	3	3	2										
No. of countries (endemic)	2	3	3	3	2	2	2	2										
Total Female	7	18	72	59	2	10	10	4										
Total Male	15	15	104	81	4	20	20	8										

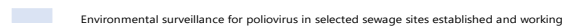
Countries in yellow are endemic. ¹Data reported to WHO HQ on 14 Feb for 2023 data and 13 Feb. for 2024 data.

²Wild viruses from environmental samples, selected contacts, healthy children and other sources. Last WPV type 3 had its onset on 10 November 2012.

Global Circulating Vaccine-derived Poliovirus (cVDPV)^{1,2,3}

¹For cVDPV definition see http://polioeradication.org/wp-content/uploads/2016/09/Reporting-and-Classification-of-VDPVs_Aug2016_EN.pdf. ² Include contact, healthy and community samples. ³cVDPV1 and cVDPV2 isolated from seven children (5 in 2022 and 2 in 2023)

	Country	AFP cases (Paralysis onset between 2021-2024)					Other sources (Human) ² (Collection between 2021-2024)					Other sources (Environment) (Collection between 2021-2024)				
		2021	2022	2023	2024	Onset of most recent case	2021	2022	2023	2024	most recent collection date	2021	2022	2023	2024	most recent collection date
cVDPV ¹	DR Congo		150 ³	105 ³		24-Nov-23		6			09-Oct-22					
	Madagascar	14	16	24		16-Sep-23	25	11	7		20-Jun-23	31	147	91		31-Jul-23
	Mozambique		22	4		11-Sep-23		1			25-Oct-22					
	Malawi		4			01-Dec-22		1			19-Sep-22					
	Congo		1			15-Oct-22										
	Yemen	3				27-Mar-21										
	Total type 1	17	193	133	0		25	19	7	0		31	147	91	0	
cVDPV ²	Sudan		1			31-Oct-22							1	5	1	11-Jan-24
	Algeria		3			13-Dec-22		2	3		05-Jan-23		18	24	1	07-Jan-24
	Egypt											12	6	11		30-Dec-23
	Zimbabwe			1		02-Dec-23								17		27-Dec-23
	South Sudan	9		2		07-Nov-23	5		3		21-Dec-23					
	Niger	18	16	2		11-Dec-23	1	3			19-May-22		14	3		11-Dec-23
	Mozambique	2	4	1		22-Nov-23			3		08-Dec-23					
	Indonesia		1	6		06-Dec-23		3	7		01-Jan-23			1		07-Dec-23
	Congo	2				10-Feb-21						3		2		07-Dec-23
	Nigeria	418	48	81		03-Dec-23	204	28	37		07-Dec-23	303	82	74		04-Dec-23
	Côte d'Ivoire			6		12-Nov-23			16		25-Sep-23		3	33		05-Dec-23
	Benin	3	13	3		15-Mar-23	2	1			01-Jun-22	1	9	4		05-Dec-23
	Angola					09-Feb-20					31-Oct-19			1		05-Dec-23
	Chad		44	54		26-Nov-23		4	6		21-Jun-23	1	7	3		10-Aug-23
	Guinea	6		42		20-Nov-23			10		21-Nov-23	2		8		07-Nov-23
	Tanzania			3		16-Nov-23			6		12-Aug-23			6		20-Nov-23
	DR Congo	28	372 ³	118 ³		19-Nov-23	6	30	10		17-Oct-23	3	10	36		07-Nov-23
	Yemen	66	162	4		17-Nov-23	17	33	1		11-Jun-23	13	26	10		25-Sep-23
	Mali		2	12		06-Nov-23								6		24-Oct-23
	Senegal	17				27-Oct-21	34				17-Nov-21	14	1	1		06-Nov-23
	Mauritania			1		17-Oct-23	4				19-Jul-21	7		2		18-Oct-23
	Kenya			8		21-Aug-23	2		6		17-Oct-23	1		8		29-Sep-23
	Central African Republic		6	14		07-Oct-23			15		14-Jun-23	1	8	1		19-May-23
	Cameroon	3	3			22-Dec-22	3				29-Oct-21	1		13		28-Sep-23
	Somalia	1	5	5		16-Sep-23		4	3		03-Aug-23	1	4	9		21-Sep-23
	Botswana												5	5		25-Jul-23
	Burundi		1	1		15-Jun-23		2			24-Nov-22		7	13		13-Jun-23
	Zambia			1		03-Apr-23			4		25-May-23		3	2		06-Jun-23
	Burkina Faso	2		2		04-Jun-23						1				28-Dec-21
	Israel			1		13-Feb-23							55			24-Oct-22
	Malawi													1		02-Jan-23
	United Kingdom												6			08-Nov-22
	United States of America		1			20-Jun-22							30			20-Oct-22
	Ghana		3			14-Sep-22		4			01-Jun-22		19			04-Oct-22
	Togo		2			30-Sep-22							2			06-Sep-22
	Canada												2			08-Sep-22
	Djibouti											7	11			22-May-22
	Ethiopia	10	1			01-Apr-22										
	Eritrea	1	1			02-Mar-22										
	Ukraine	2				24-Dec-21	18				09-Oct-21					
	Uganda											2				02-Nov-21
	Gambia											9				09-Sep-21
	Pakistan	8				23-Apr-21						35				13-Aug-21
Guinea-Bissau	3				15-Jul-21	1				26-Jul-21						
Tajikistan	35				25-Jul-21	22				24-May-21	17				22-Mar-21	
Afghanistan	43				09-Jul-21	2				03-May-21	40				23-Jun-21	
Sierra Leone	5				28-Feb-21	8				19-Mar-21	9				01-Jun-21	
Liberia	3				28-May-21	5				21-Jan-21	14				20-Apr-21	
Iran											1				20-Feb-21	
	Total type 2	685	689	368	0		334	114	130	0		498	329	299	2	
cVDPV ³	Israel		1			12-Feb-22		3			24-Mar-22	5	25			15-Mar-22
	Occupied Palestinian Terr.											7	9			12-Mar-22
	China											1				25-Jan-21
	Total type 3	0	1	0			0	3	0			13	34	0		
Gender	Female (all sero type)	297	376	207												
	Male (all sero type)	400	497	287												
	Gender Unknown	3	4	5												



Changes from previous week

Global Surveillance Indicators: Year to Date Comparison

2023 & 2024: 01 Jan. to 13 Feb. 2024*

WHO region	AFP cases		Wild poliovirus cases		cVDPV ¹ cases		Polio compatibles		Pending final classification		
									Total		> 90 days
	2023	2024	2023	2024	2023	2024	2023	2024	2023	2024	2024
African	1'370	734	0	0	1	0	0	0	879	684	0
Central	156	76	0	0	0	0	0	0	117	72	0
South/East	362	285	0	0	0	0	0	0	261	258	0
West	852	373	0	0	1	0	0	0	501	354	0
American	65	19	0	0	0	0	0	0	28	11	0
Eastern Mediterranean	1'808	1'136	0	0	0	0	0	0	1'104	737	0
European	119	41	0	0	0	0	0	0	117	39	0
South East Asian	2'002	1'533	0	0	2	0	0	0	1'175	1'346	0
Western Pacific	4	5	0	0	0	0	0	0	4	5	0
Global	5'368	3'468	0	0	3	0	0	0	3'307	2'822	0

¹cVDPV includes all three serotypes 1, 2 and 3. Please refer to slide 5 for the distribution of cases by serotype.

WHO Regions



For data at country, regional and global levels from 2000 onwards, see the WHO website at <https://extranet.who.int/polis/public/CaseCount.aspx>

*Data for 2023 as of 14 Feb. 2023 and for 2024 as of 13 Feb. 2024