

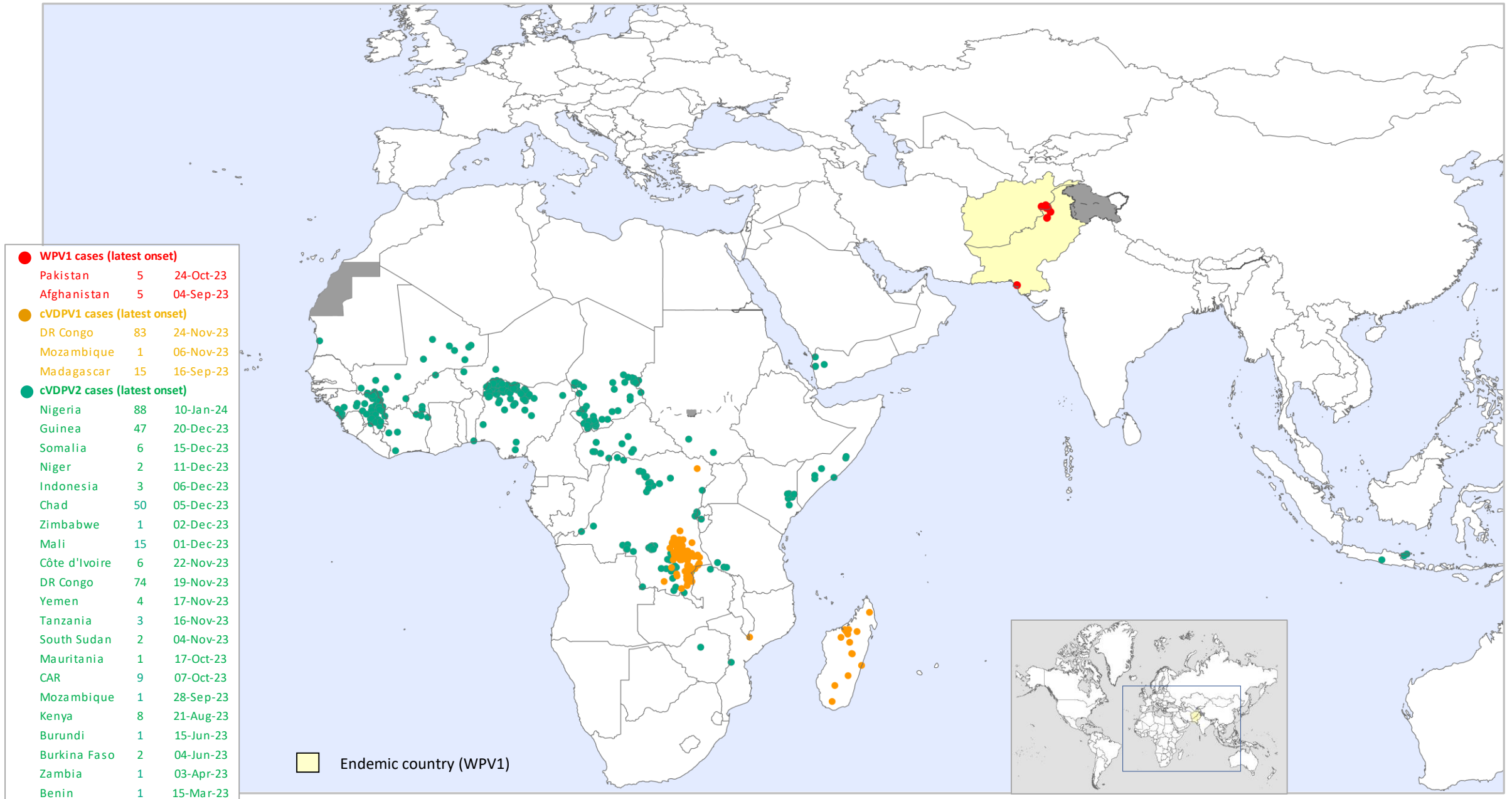
Highlights of New Wild Poliovirus and cVDPV Positives Reported Globally this Week

Country	WPV1			cVDPV1			cVDPV2			cVDPV3			Location State/Province/Governorate
	AFP	ENV	other ¹	AFP	ENV	other ¹	AFP	ENV	other ¹	AFP	ENV	other ¹	
PAKISTAN		3											PUNJAB, SINDH, KPAKHTUNKHWA
ANGOLA								1					HUAMBO
CHAD							1						MOYEN CHARI
CÔTE D'IVOIRE								9					ABIDJAN 1, ABIDJAN 2
GUINEA							1	1					KINDIA, KANKAN
LIBERIA								1					MONTSERRADO
MALI							3						MENAKA, BAMAKO, KAYES
NIGERIA							8	7	4				KANO, SOKOTO, KEBBI, KATSINA, NIGER
SOMALIA							3						BAY, GALGADUD

¹contacts of positive AFP cases, community, healthy children

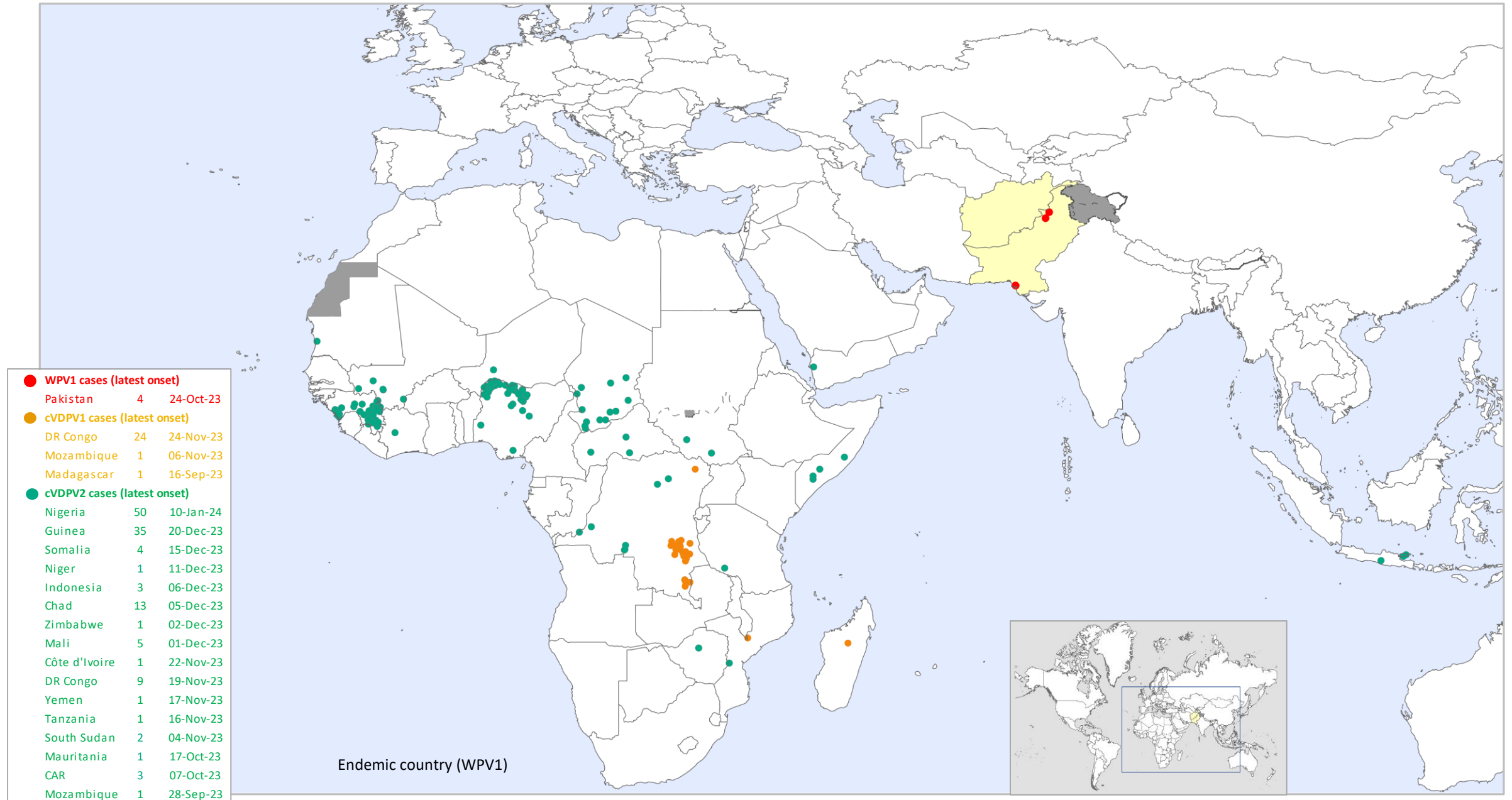
The boundaries and names shown and the designations used in the maps in this document do not imply the expression of any opinion whatsoever on the part of the World Health Organization concerning the legal status of any country, territory, city or area or of its authorities, or concerning the delimitation of its frontiers or boundaries. Dotted lines on maps represent approximate border lines for which there may not yet be full agreement. © WHO 2024. All rights reserved

Global WPV1 & cVDPV Cases¹, Previous 12 Months²



¹Excludes viruses detected from environmental surveillance; ²Onset of paralysis: 06 Mar. 2023 to 05 Mar. 2024

Global WPV1 & cVDPV Cases¹, Previous 6 Months²



¹Excludes viruses detected from environmental surveillance; ²Onset of paralysis: 06 Sep. 2023 to 05 Mar. 2024

Global Wild Poliovirus 2018 - 2024

Country or territory	Wild virus type 1 confirmed cases									Wild virus type 1 reported from other sources ²							
	Full year total						01 Jan-05 Mar ¹		Date of most recent case	Full year total						01 Jan-05 Mar	Date of most recent virus
	2018	2019	2020	2021	2022	2023	2023	2024		2018	2019	2020	2021	2022	2023	2024	
Pakistan	12	147	84	1	20	6	0	0	24-Oct-23	141	405	455	65	43	125	34	12-Feb-24
Afghanistan	21	29	56	4	2	6	0	0	04-Sep-23	83	60	49	1	22	62	0	23-Dec-23
Mozambique	0	0	0	0	8	0	0	0	10-Aug-22								
Malawi	0	0	0	1	0	0	0	0	19-Nov-21								
Iran	0	0	0	0	0	0	0	0	NA		3						20-May-19
Total (Type 1)	33	176	140	6	30	12	0	0		224	468	504	66	65	187	34	
Tot. in endemic countries	33	176	140	5	22	12	0	0									
Tot. in non-end countries	0	0	0	1	8	0	0	0									
No. of countries (infected)	2	2	2	3	3	2	0	0									
No. of countries (endemic)	3	3	3	2	2	2	2	2									
Total Female	18	72	59	2	10	4	0	0									
Total Male	15	104	81	4	20	8	0	0									

Countries in yellow are endemic. ¹Data reported to WHO HQ on week 10 in 2023 and 2024.

²Wild viruses from environmental samples, selected contacts, healthy children and other sources.

Global Circulating Vaccine-derived Poliovirus (cVDPV)^{1,2,3}

	Country	AFP cases (Paralysis onset between 2021-2024)					Other sources (Human) ² (Collection between 2021-2024)					Other sources (Environment) (Collection between 2021-2024)					
		2021	2022	2023	2024	Onset of most recent case	2021	2022	2023	2024	most recent collection date	2021	2022	2023	2024	most recent collection date	
cVDPV1 ¹	DR Congo		150 ³	105 ³		24-Nov-23		6			09-Oct-22						
	Madagascar	14	16	24		16-Sep-23	25	11	7		20-Jun-23	31	147	91		31-Jul-23	
	Mozambique		22	4		11-Sep-23		1			25-Oct-22						
	Malawi		4			01-Dec-22		1			19-Sep-22						
	Congo		1			15-Oct-22											
	Yemen	3				27-Mar-21											
	Total type 1	17	193	133	0		25	19	7	0		31	147	91	0		
cVDPV2 ¹	Egypt					13-Dec-22		2	3		05-Jan-23	12	6	11	1	31-Jan-24	
	Algeria		3			10-Jan-24					18-Jan-24		18	24	2	29-Jan-24	
	Nigeria	418	48	87	3	31-Oct-22	204	28	38	2	18-Jan-24	303	82	79	3	09-Jan-24	
	Sudan		1			09-Feb-20					01-Oct-20		1	5	1	11-Jan-24	
	Angola					12-Nov-23					31-Oct-19			1	1	04-Jan-24	
	Côte d'Ivoire			6		28-May-21					25-Sep-23			3	40	2	04-Jan-24
	Liberia	3				02-Dec-23	5			2	21-Jan-21	14			2	02-Jan-24	
	Zimbabwe			1		20-Dec-23				10	12-Nov-23				17	27-Dec-23	
	Guinea	6		47		07-Nov-23				3	21-Nov-23	2			12	24-Dec-23	
	South Sudan	9		2		11-Dec-23	5				21-Dec-23						
	Niger	18	16	2		15-Dec-23	1	3			19-May-22			14	4	19-Dec-23	
	Somalia	1	5	8		03-Aug-23		4	3		08-Dec-23	1	4	9		21-Sep-23	
	Mozambique	2	4	1		10-Feb-21					12-Oct-20				2		
	Congo	2				19-Nov-23	6	30	10		17-Oct-23	3	10	37		07-Dec-23	
	DR Congo	28	372 ³	118 ³		06-Dec-23		3	7		01-Jan-23			1		07-Dec-23	
	Indonesia		1	6		15-Mar-23	2	1			01-Jun-22	1	9	4		05-Dec-23	
	Benin	3	13	3		05-Dec-23		4	6		21-Jun-23	1	7	3		10-Aug-23	
	Chad		44	55		01-Dec-23					15-Aug-20			6		24-Oct-23	
	Mali		2	15		16-Nov-23			6		12-Aug-23			6		20-Nov-23	
	Tanzania			3		17-Nov-23			1		11-Jun-23	13	26	10		25-Sep-23	
	Yemen	66	162	4		27-Oct-21	34	33			17-Nov-21	14	1	1		06-Nov-23	
	Senegal	17				17-Oct-23	4				19-Jul-21	7		2		18-Oct-23	
	Mauritania			1		21-Aug-23			6		17-Oct-23	1		8		29-Sep-23	
	Kenya			8		07-Oct-23			15		14-Jun-23	1	8	1		19-May-23	
	Central African Republic		6	14		22-Dec-22	3				29-Oct-21	1		13		28-Sep-23	
	Cameroon	3	3			15-Jun-23					24-Nov-22			5	5	25-Jul-23	
	Botswana					03-Apr-23			2		25-May-22			7	13	13-Jun-23	
	Burundi		1	1		04-Jun-23			4		19-Sep-20			3	2	06-Jun-23	
	Zambia			1		13-Feb-23								55		24-Oct-22	
	Burkina Faso	2		2											1	28-Dec-21	
	Israel			1												24-Oct-22	
	Malawi														1	02-Jan-23	
	United Kingdom													6		08-Nov-22	
	United States of America		1			20-Jun-22								30		20-Oct-22	
	Ghana		3			14-Sep-22		4			01-Jun-22			19		04-Oct-22	
	Togo		2			30-Sep-22					09-Jul-20			2		06-Sep-22	
	Canada													2		08-Sep-22	
	Djibouti											7	11			22-May-22	
	Ethiopia	10	1			01-Apr-22					13-Oct-20						
	Eritrea	1	1			02-Mar-22											
	Ukraine	2				24-Dec-21	18				09-Oct-21						
	Uganda											2				02-Nov-21	
	Gambia											9				09-Sep-21	
Pakistan	8				23-Apr-21					11-Nov-20	35				13-Aug-21		
Guinea-Bissau	3				15-Jul-21	1				26-Jul-21							
Tajikistan	35				25-Jul-21	22				24-May-21	17				22-Mar-21		
Afghanistan	43				09-Jul-21	2				03-May-21	40				23-Jun-21		
Sierra Leone	5				28-Feb-21	8				19-Mar-21	9				01-Jun-21		
Iran											1				20-Feb-21		
	Total type 2	685	689	386	3		334	114	133	2		498	329	317	12		
cVDPV3 ¹	Israel		1			12-Feb-22		3			24-Mar-22	5	25			15-Mar-22	
	Occupied Palestinian Terr.											7	9			12-Mar-22	
	China											1				25-Jan-21	
	Total type 3	0	1	0	0		0	3	0	0		13	34	0	0		
Gender	Female (all sero type)	230	376	217	3												
	Male (all sero type)	400	497	295													
	Gender Unknown	3	4	5													

¹For cVDPV definition see http://polioeradication.org/wp-content/uploads/2016/09/Reporting-and-Classification-of-VDPVs_Aug2016_EN.pdf. ² Include contact, healthy and community samples. ³cVDPV1 and cVDPV2 isolated from seven children (5 in 2022 and 2 in 2023)

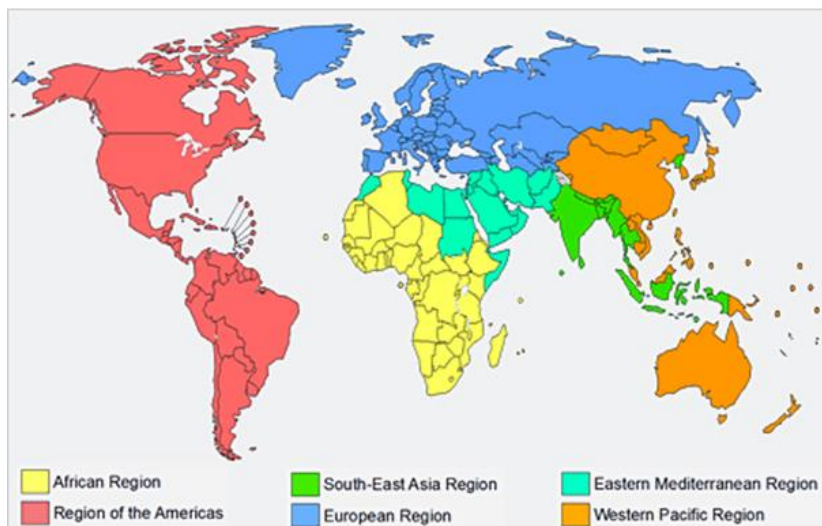
Global Surveillance Indicators: Year to Date Comparison

2023 & 2024: 01 Jan. to 05 Mar. 2024*

WHO region	AFP cases		Wild poliovirus cases		cVDPV ¹ cases		Polio compatibles		Pending final classification		
									Total		> 90 days
	2023	2024	2023	2024	2023	2024	2023	2024	2023	2024	2024
African	3,750	3,563	0	0	6	3	1	1	2,189	1,539	0
Central	667	398	0	0	0	0	0	0	378	202	0
South/East	1,079	902	0	0	5	0	1	0	848	528	0
West	2,004	2,263	0	0	1	3	0	1	963	809	0
American	123	146	0	0	0	0	0	0	52	58	0
Eastern Mediterranean	4,476	3,938	0	0	1	0	0	0	1,756	1,594	0
European	212	181	0	0	1	0	0	0	175	155	0
South East Asian	3,909	4,691	0	0	2	0	0	0	1,531	1,809	0
Western Pacific	91	34	0	0	0	0	0	0	61	23	0
Global	12,561	12,553	0	0	10	3	1	1	5,764	5,178	0

¹cVDPV includes all three serotypes 1, 2 and 3. Please refer to slide 5 for the distribution of cases by serotype.

WHO Regions



For data at country, regional and global levels from 2000 onwards, see the WHO website at <https://extranet.who.int/polis/public/CaseCount.aspx>

*Data reported to WHO/HQ on week 10 in 2023 and 2024