

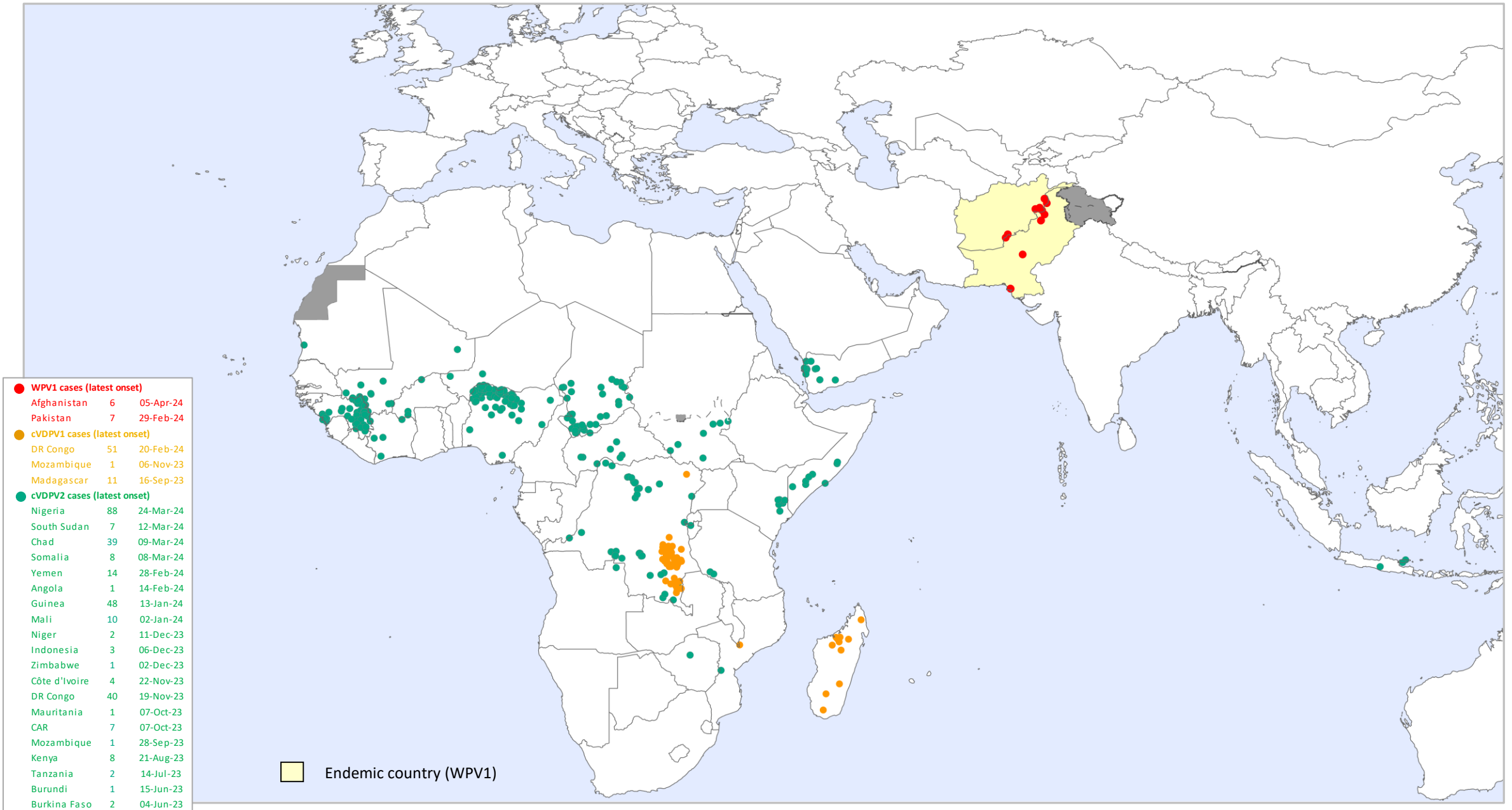
Highlights of New Wild Poliovirus and cVDPV Positives Reported Globally this Week

Country	WPV1			cVDPV1			cVDPV2			cVDPV3			Location State/Province/Governorate
	AFP	ENV	other ¹	AFP	ENV	other ¹	AFP	ENV	other ¹	AFP	ENV	other ¹	
AFGHANISTAN	1	2											KANDAHAR, NANGARHAR, KABUL
PAKISTAN		26											SINDH, BALOCHISTAN, PUNJAB, KP
CÔTE D'IVOIRE								4					ABIDJAN 1, ABIDJAN 2
NIGERIA							5		2				KATSINA, BAUCHI, KANO
YEMEN							2		1				ALHUDAIDAH, AMRAN

¹contacts of positive AFP cases, community, healthy children

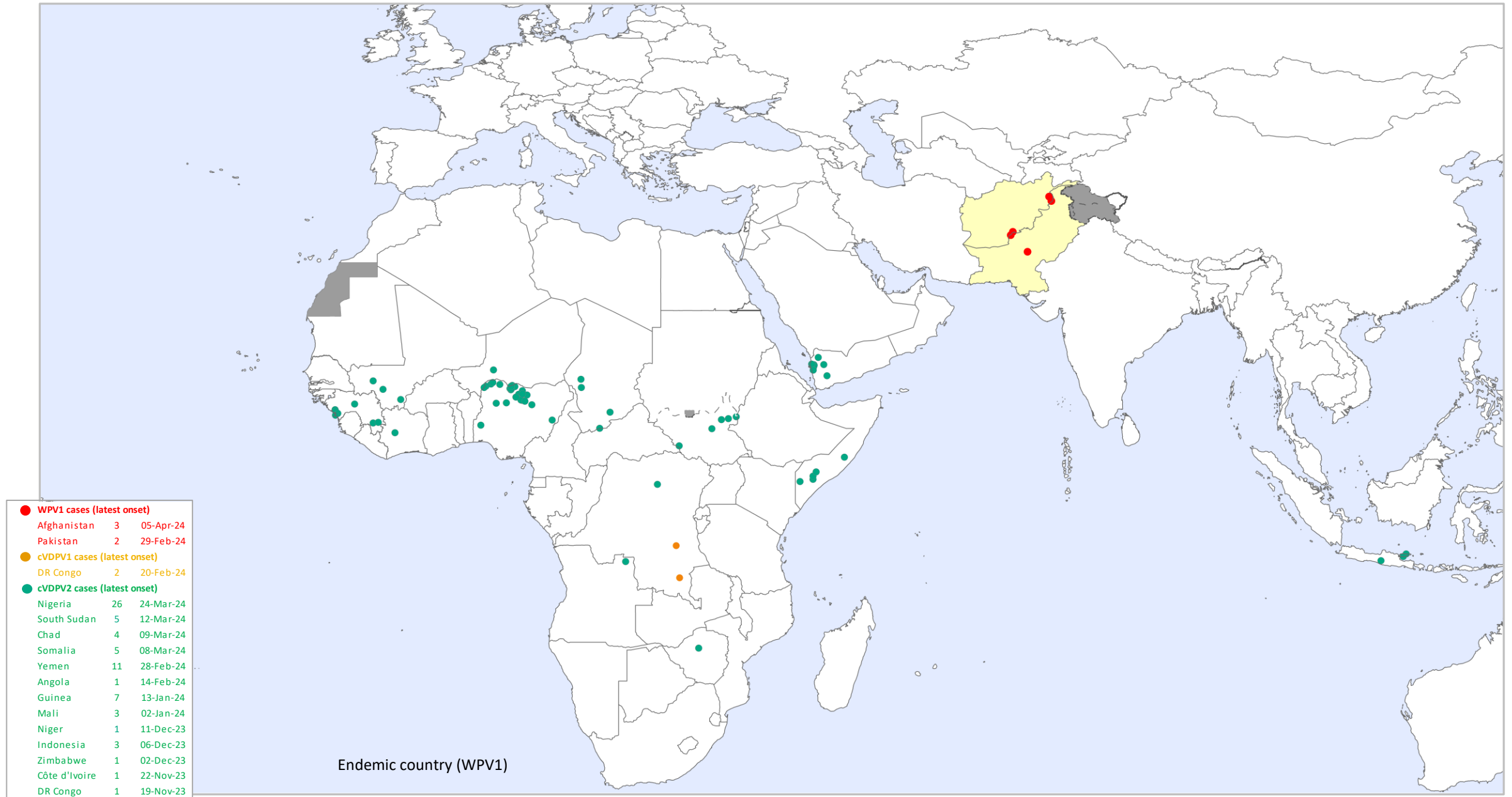
The boundaries and names shown and the designations used in the maps in this document do not imply the expression of any opinion whatsoever on the part of the World Health Organization concerning the legal status of any country, territory, city or area or of its authorities, or concerning the delimitation of its frontiers or boundaries. Dotted lines on maps represent approximate border lines for which there may not yet be full agreement. © WHO 2024. All rights reserved

Global WPV1 & cVDPV Cases¹, Previous 12 Months²



¹Excludes viruses detected from environmental surveillance; ²Onset of paralysis: 15 May 2023 to 14 May 2024

Global WPV1 & cVDPV Cases¹, Previous 6 Months²



¹Excludes viruses detected from environmental surveillance; ²Onset of paralysis: 15 Nov. 2023 to 14 May 2024

Global Wild Poliovirus 2018 - 2024

Country or territory	Wild virus type 1 confirmed cases									Wild virus type 1 reported from other sources ²							
	Full year total						01 Jan-14 May ¹		Date of most recent case	Full year total						01 Jan-14 May	Date of most recent virus
	2018	2019	2020	2021	2022	2023	2023	2024		2018	2019	2020	2021	2022	2023	2024	
Pakistan	12	147	84	1	20	6	1	2	29-Feb-24	141	405	455	65	43	128	134	25-Apr-24
Afghanistan	21	29	56	4	2	6	2	3	05-Apr-24	83	60	49	1	22	62	29	23-Apr-24
Mozambique	0	0	0	0	8	0	0	0	10-Aug-22								
Malawi	0	0	0	1	0	0	0	0	19-Nov-21								
Iran	0	0	0	0	0	0	0	0	NA		3						20-May-19
Total (Type 1)	33	176	140	6	30	12	3	5		224	468	504	66	65	190	163	
Tot. in endemic countries	33	176	140	5	22	12	3	5									
Tot. in non-end countries	0	0	0	1	8	0	0	0									
No. of countries (infected)	2	2	2	3	3	2	1	2									
No. of countries (endemic)	3	3	3	2	2	2	2	2									
Total Female	18	72	59	2	10	4	2	2									
Total Male	15	104	81	4	20	8	1	3									

Countries in yellow are endemic. ¹Data reported to WHO HQ on week 20 in 2023 and 2024.

²Wild viruses from environmental samples, selected contacts, healthy children and other sources.

Global Circulating Vaccine-derived Poliovirus (cVDPV)^{1,2,3}

¹For cVDPV definition see http://polioeradication.org/wp-content/uploads/2016/09/Reporting-and-Classification-of-VDPVs_Aug2016_EN.pdf. ² Include contact, healthy and community samples. ³cVDPV1 and cVDPV2 isolated from **four children (3 in 2022 and 1 in 2023)**

	Country	AFP cases (Paralysis onset between 2021-2024)					Other sources (Human) ² (Collection between 2021-2024)					Other sources (Environment) (Collection between 2021-2024)				
		2021	2022	2023	2024	Onset of most recent case	2021	2022	2023	2024	most recent collection date	2021	2022	2023	2024	most recent collection date
cVDPV ¹	DR Congo		149 ³	106 ³	1	20-Feb-24		6			09-Oct-22					
	Mozambique		22	4		06-Nov-23		1			25-Oct-22					
	Madagascar	14	16	24		16-Sep-23	25	11	7		20-Jun-23	31	154	91		31-Jul-23
	Malawi		4			01-Dec-22		1			19-Sep-22					
	Congo		1			15-Oct-22										
	Yemen	3				27-Mar-21										
Total type 1		17	192	134	1		25	19	7	0		31	154	91	0	
cVDPV ²	Angola				1	14-Feb-24				1	30-Mar-24			1	3	21-Feb-24
	Nigeria	419	48	87	17	24-Mar-24	214	28	38	9	12-Mar-24	303	82	80	12	20-Feb-24
	Niger	18	16	2		11-Dec-23	1	3			19-May-22		14	4	1	19-Mar-24
	South Sudan	9		3	4	12-Mar-24	5		3	2	06-Feb-24					
	Somalia	1	5	8	2	08-Mar-24		4	3	3	12-Mar-24	1	4	9		21-Sep-23
	Chad		44	55	2	09-Mar-24		4	6		21-Jun-23	1	7	3	1	09-Feb-24
	Yemen	56	160	8	7	28-Feb-24	18	33	1	1	09-Mar-24	13	26	16	2	29-Jan-24
	Côte d'Ivoire			6		12-Nov-23			16		25-Sep-23		3	41	11	06-Mar-24
	Zimbabwe			1		02-Dec-23			2		12-Nov-23			17	5	05-Mar-24
	Mozambique	2	4	1		22-Nov-23			3		08-Dec-23				1	05-Mar-24
	Algeria		3			13-Dec-22		2	3		05-Jan-23		18	24	3	27-Feb-24
	Kenya			8		21-Aug-23	2		6	1	21-Feb-24	1		8		29-Sep-23
	Liberia	3				28-May-21	5				21-Jan-21	14			4	06-Feb-24
	Egypt											12	6	11	1	31-Jan-24
	DR Congo	28	372 ³	118 ³		19-Nov-23	6	30	10		17-Oct-23	3	10	37	1	24-Jan-24
	Guinea	6		47	1	13-Jan-24			10		21-Nov-23	2		26	4	21-Jan-24
	Sudan		1			31-Oct-22							1	5	1	11-Jan-24
	Sierra Leone	5				28-Feb-21	8				19-Mar-21	9			1	05-Jan-24
	Mali		2	15	1	02-Jan-24								6		24-Oct-23
	Mauritania			1		17-Oct-23	4				19-Jul-21	7		3		13-Dec-23
	Burkina Faso	2		3		04-Jun-23						1		1		12-Dec-23
	Congo	2				10-Feb-21						3		2		07-Dec-23
	Indonesia		1	6		06-Dec-23		3	7		01-Jan-23			1		07-Dec-23
	Benin	3	13	3		15-Mar-23	2	1			01-Jun-22	1	9	4		05-Dec-23
	Tanzania			2		14-Jul-23			6		12-Aug-23			6		20-Nov-23
	Senegal	14				27-Oct-21	34				17-Nov-21	14	1	1		06-Nov-23
	Central African Republic		6	14		07-Oct-23			15		14-Jun-23	1	8	1		19-May-23
	Cameroon	3	3			22-Dec-22	3				29-Oct-21	1		13		28-Sep-23
	Botswana												5	5		25-Jul-23
	Burundi		1			15-Jun-23		2			24-Nov-22		7	13		13-Jun-23
	Zambia			1		03-Apr-23			4		25-May-23		3	2		06-Jun-23
	Israel			1		13-Feb-23							55			24-Oct-22
	Malawi													1		02-Jan-23
	United Kingdom												6			08-Nov-22
	United States of America		1			20-Jun-22							30			20-Oct-22
	Ghana		3			14-Sep-22		4			01-Jun-22		19			04-Oct-22
	Togo		2			30-Sep-22							2			06-Sep-22
	Canada												2			08-Sep-22
	Djibouti											5	11			22-May-22
	Ethiopia	10	1			01-Apr-22										
	Eritrea	1	1			02-Mar-22										
	Ukraine	2				24-Dec-21	18				09-Oct-21					
	Uganda											2				02-Nov-21
	Gambia											9				09-Sep-21
	Pakistan	8				23-Apr-21						35				13-Aug-21
	Guinea-Bissau	3				15-Jul-21	1				26-Jul-21					
	Tajikistan	35				25-Jul-21	22				24-May-21	17				22-Mar-21
Afghanistan	41				09-Jul-21	2				03-May-21	40				23-Jun-21	
Iran											1				20-Feb-21	
Total type 2		671	687	391	35		345	114	133	17		496	329	341	51	
cVDPV ³	Israel		1			12-Feb-22		3			24-Mar-22	5	25			15-Mar-22
	Occupied Palestinian Terr.											7	9			12-Mar-22
	China											1				25-Jan-21
Total type 3		0	1	0	0		0	3	0	0		13	34	0	0	
Gender	Female (all sero type)	294	374	221	19											
	Male (all sero type)	391	499	297	17											
	Gender Unknown	3	4	6												

Environmental surveillance for poliovirus in selected sewage sites established and working

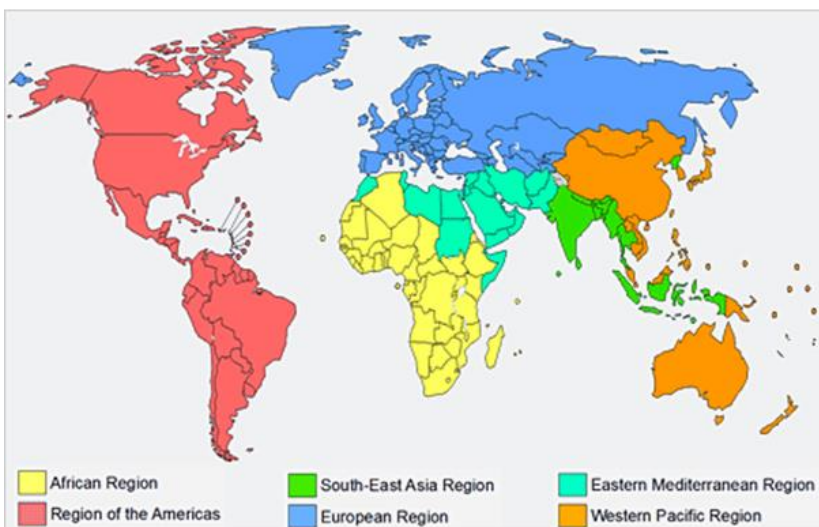
Changes from previous week

Global Surveillance Indicators: Year to Date Comparison 2023 & 2024: 01 Jan. to 14 May 2024*

WHO region	AFP cases		Wild poliovirus cases		cVDPV cases		Polio compatibles		Pending final classification		
	2023	2024	2023	2024	2023	2024	2023	2024	Total		>90 days
									2023	2024	2024
African	9,332	10,729	0	0	68	27	3	2	3,062	2,458	291
Central	2,035	1,947	0	0	47	4	0	0	437	591	71
South/East	2,417	2,682	0	0	12	4	0	2	1,233	696	123
West	4,880	6,100	0	0	9	19	3	0	1,392	1,171	96
American	272	530	0	0	0	0	0	0	104	186	60
Eastern Mediterranean	9,132	9,887	3	5	2	9	0	0	1,626	2,008	238
European	447	429	0	0	1	0	0	0	226	234	46
South East Asian	9,536	10,658	0	0	3	0	0	0	2,041	1,992	282
Western Pacific	1,565	1,487	0	0	0	0	0	0	1,324	1,272	502
Global	30,284	33,720	3	5	74	36	3	2	8,383	8,150	1,419

¹cVDPV includes all three serotypes 1, 2 and 3. Please refer to slide 5 for the distribution of cases by serotype.

WHO Regions



For data at country, regional and global levels from 2000 onwards, see the WHO website at <https://extranet.who.int/polis/public/CaseCount.aspx>

*Data reported to WHO/HQ on week 20 in 2023 and 2024