

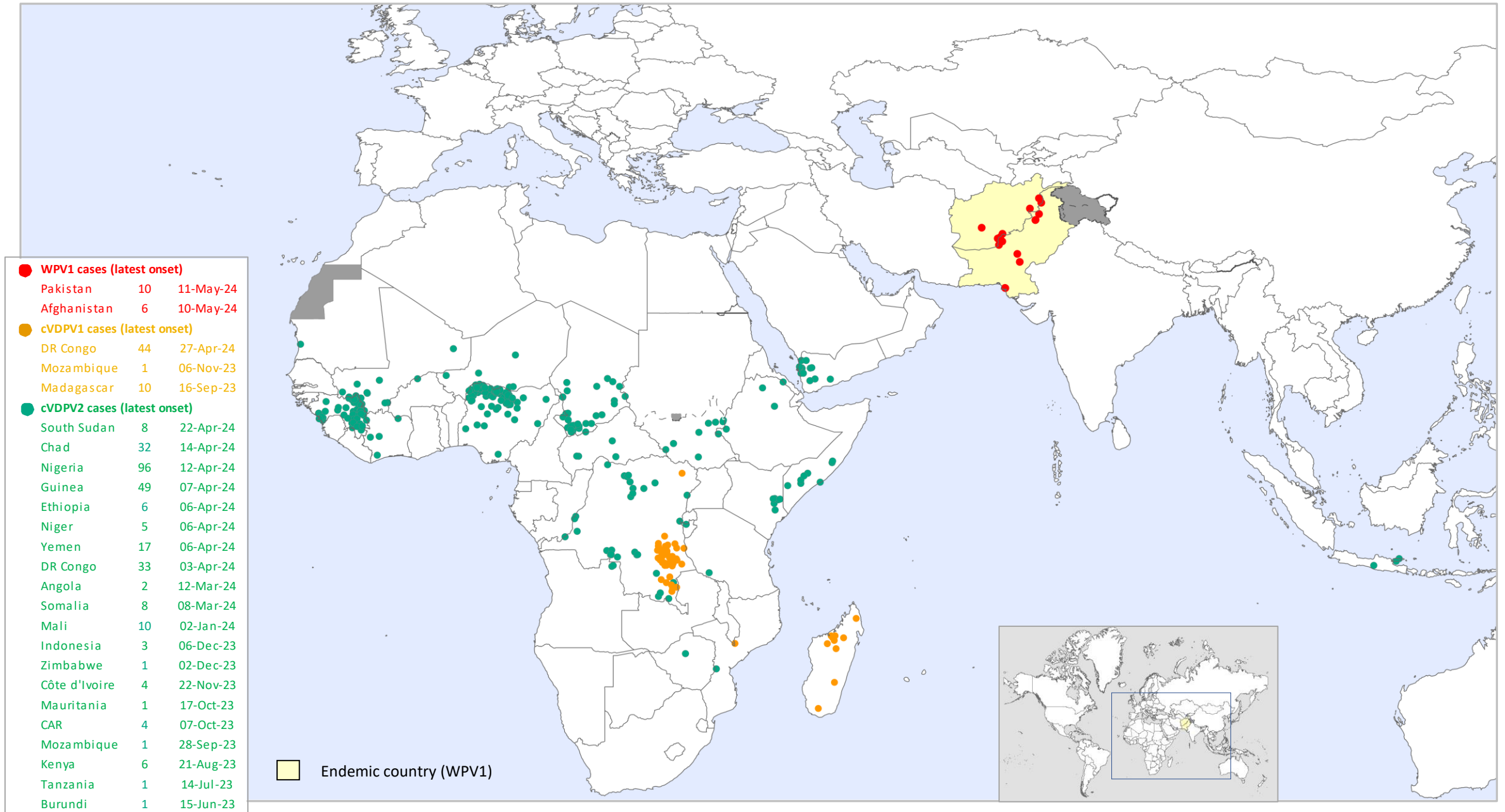
Highlights of New Wild Poliovirus and cVDPV Positives Reported Globally this Week

Country	WPV1			cVDPV1			cVDPV2			cVDPV3			Location State/Province/Governorate
	AFP	ENV	other ¹	AFP	ENV	other ¹	AFP	ENV	other ¹	AFP	ENV	other ¹	
AFGHANISTAN	1												HILMAND
PAKISTAN	1	20	1										BALUCHISTAN, SINDH, KPAKHTUNKHWA, PUNJAB
CÔTE D'IVOIRE								3					ABIDJAN 1, ABIDJAN 2
DR CONGO				1									TANGANYIKA
GHANA								1					ASHANTI
LIBERIA								4					MONTSERRADO
NIGER								1					MARADI
SIERRA LEONE								6					WESTERN AREA
SOUTH SUDAN							1		2				UPPER NILE, JONGLEI
YEMEN							3						ALHUDAIDAH, IBB

¹contacts of positive AFP cases, community, healthy children

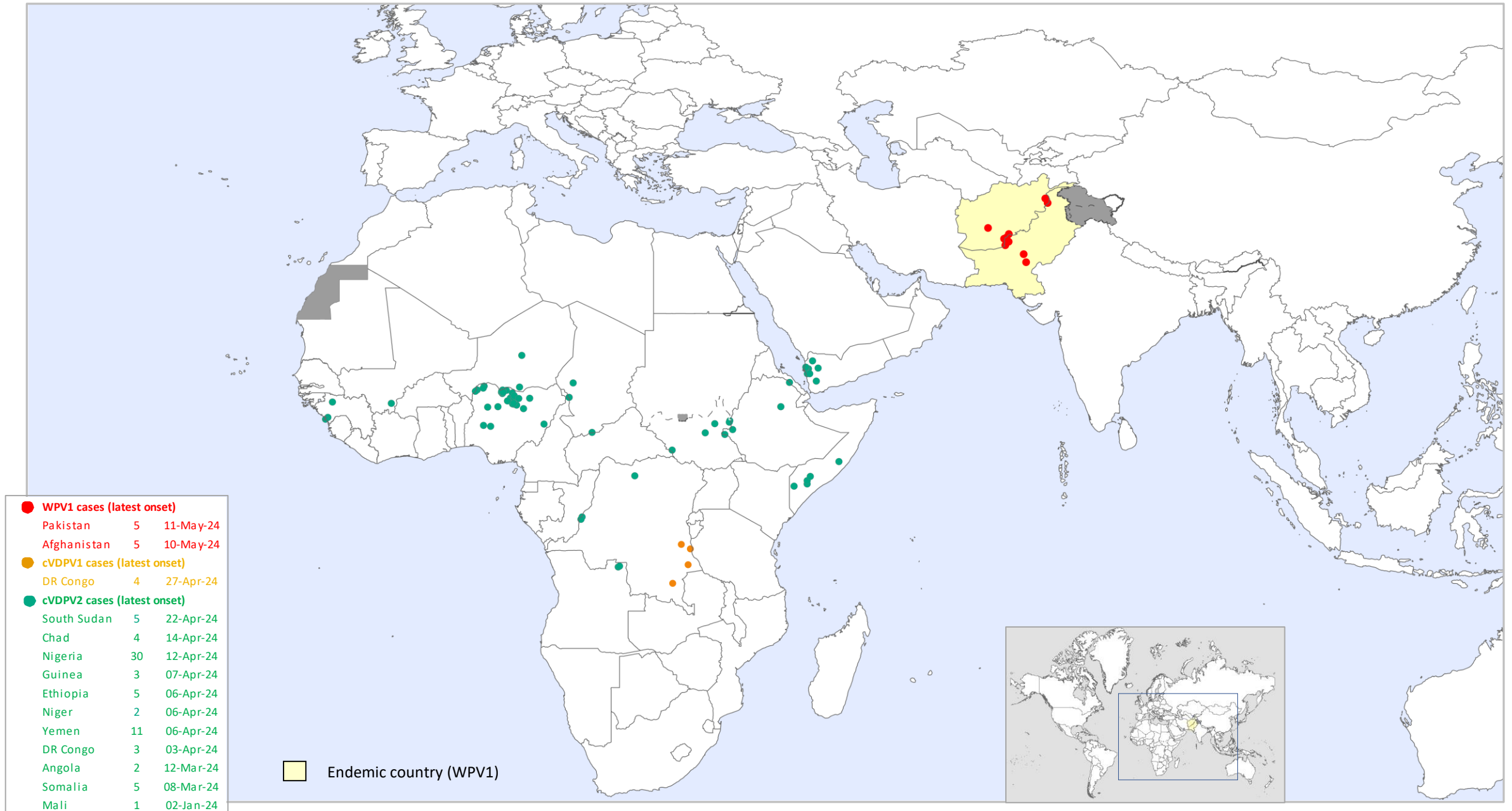
The boundaries and names shown and the designations used in the maps in this document do not imply the expression of any opinion whatsoever on the part of the World Health Organization concerning the legal status of any country, territory, city or area or of its authorities, or concerning the delimitation of its frontiers or boundaries. Dotted lines on maps represent approximate border lines for which there may not yet be full agreement. © WHO 2024. All rights reserved

Global WPV1 & cVDPV Cases¹, Previous 12 Months²



¹Excludes viruses detected from environmental surveillance; ²Onset of paralysis: 12 Jun. 2023 to 11 Jun. 2024

Global WPV1 & cVDPV Cases¹, Previous 6 Months²



¹Excludes viruses detected from environmental surveillance; ²Onset of paralysis: 12 Dec. 2023 to 11 Jun. 2024

Global Wild Poliovirus 2018 - 2024

Country or territory	Wild virus type 1 confirmed cases									Wild virus type 1 reported from other sources ²							
	Full year total						01 Jan-11 Jun ¹		Date of most recent case	Full year total						01 Jan-11 Jun	Date of most recent virus
	2018	2019	2020	2021	2022	2023	2023	2024		2018	2019	2020	2021	2022	2023	2024	
Pakistan	12	147	84	1	20	6	1	5	11-May-24	141	405	455	65	43	128	174	27-May-24
Afghanistan	21	29	56	4	2	6	4	5	10-May-24	83	60	49	1	22	62	33	25-Apr-24
Mozambique	0	0	0	0	8	0	0	0	10-Aug-22								
Malawi	0	0	0	1	0	0	0	0	19-Nov-21								
Iran	0	0	0	0	0	0	0	0	NA		3						20-May-19
Total (Type 1)	33	176	140	6	30	12	5	10		224	468	504	66	65	190	207	
Tot. in endemic countries	33	176	140	5	22	12	5	10									
Tot. in non-end countries	0	0	0	1	8	0	0	0									
No. of countries (infected)	2	2	2	3	3	2	2	2									
No. of countries (endemic)	3	3	3	2	2	2	2	2									
Total Female	18	72	59	2	10	4	2	3									
Total Male	15	104	81	4	20	8	3	7									

Countries in yellow are endemic. ¹Data reported to WHO HQ on week 24 in 2023 and 2024.

²Wild viruses from environmental samples, selected contacts, healthy children and other sources.

Global Circulating Vaccine-derived Poliovirus (cVDPV)^{1,2,3}

	Country	AFP cases (Paralysis onset between 2021-2024)					Other sources (Human) ² (Collection between 2021-2024)					Other sources (Environment) (Collection between 2021-2024)				
		2021	2022	2023	2024	Onset of most recent case	2021	2022	2023	2024	most recent collection date	2021	2022	2023	2024	most recent collection date
cVDPV1 ¹	DR Congo		149 ³	106 ³	4	27-Apr-24		6			09-Oct-22					
	Mozambique		22	4		06-Nov-23		1			25-Oct-22					
	Madagascar	14	16	24		16-Sep-23	25	11	7		20-Jun-23	31	154	91		31-Jul-23
	Malawi		4			01-Dec-22		1			19-Sep-22					
	Congo		1			15-Oct-22										
	Yemen	3				27-Mar-21										
Total type 1	17	192	134	4		25	19	7	0		31	154	91	0		
cVDPV2 ¹	Uganda			3	5	22-Apr-24	5		3	4	06-May-24	2			1	07-May-24
	South Sudan	9		6		21-Nov-23			16		25-Sep-23		3	42	17	23-Apr-24
	Côte d'Ivoire			87	27	12-Apr-24	214	28	38	16	16-Apr-24	303	82	80	14	11-Apr-24
	Nigeria	419	48			27-Oct-21	34				17-Nov-21	14	1	1	1	16-Apr-24
	Senegal	14				28-May-21	5				21-Jan-21	14		2	10	16-Apr-24
	Liberia	3				28-Feb-21	8				19-Mar-21	9			7	16-Apr-24
	Sierra Leone	5				14-Apr-24		4	6		21-Jun-23	1	7	3	1	09-Feb-24
	Chad		44	55	4	07-Apr-24			10	1	17-Mar-24	2		26	5	28-Mar-24
	Guinea	6		47	2	06-Apr-24				2	26-Mar-24					
	Ethiopia	10	1	1	5	06-Apr-24					19-May-22		16	4	3	19-Mar-24
	Niger	18	16	3	2	06-Apr-24	1	3			09-Mar-24	13	26	16	2	29-Jan-24
	Yemen	56	160	8	10	03-Apr-24	18	33	1	2	17-Oct-23	3	10	37	1	24-Jan-24
	DR Congo	28	372 ²	118 ³	3	12-Mar-24	6	30	10		30-Mar-24			1	4	12-Mar-24
	Angola				2					1					1	26-Mar-24
	Equatorial Guinea					08-Mar-24		4	3	3	12-Mar-24	1	4	9	1	11-Mar-24
	Somalia	1	5	8	2	02-Dec-23			2		12-Nov-23			17	5	05-Mar-24
	Zimbabwe			1		28-Sep-23			3		08-Dec-23				1	05-Mar-24
	Mozambique	2	4	1		13-Dec-22		2	3		05-Jan-23		18	24	3	27-Feb-24
	Algeria		3			21-Aug-23	2		6	1	21-Feb-24	1		8		29-Sep-23
	Kenya			8								9			1	15-Feb-24
	Gambia											12	6	11	1	31-Jan-24
	Egypt		1			31-Oct-22							1	5	1	11-Jan-24
	Sudan		2	15	1	02-Jan-24								6		24-Oct-23
	Mali			1		17-Oct-23	4				19-Jul-21	7		3		13-Dec-23
	Mauritania			3		04-Jun-23						1		1		12-Dec-23
	Burkina Faso	2				10-Feb-21						3		2		07-Dec-23
	Congo	2				06-Dec-23		3	7		01-Jan-23			1		07-Dec-23
	Indonesia		1	6		15-Mar-23	2	1			01-Jun-22	1	9	4		05-Dec-23
	Benin	3	13	3		14-Jul-23			6		12-Aug-23			6		20-Nov-23
	Tanzania		6	14		07-Oct-23			15		14-Jun-23	1	8	1		19-May-23
	Central African Republic		3			22-Dec-22	3				29-Oct-21	1		13		28-Sep-23
	Cameroon	3	3										5	5		25-Jul-23
	Botswana		1	1		15-Jun-23		2			24-Nov-22		7	13		13-Jun-23
	Burundi			1		03-Apr-23			4		25-May-23		3	2		06-Jun-23
	Zambia			1		13-Feb-23							55			24-Oct-22
	Israel													1		02-Jan-23
	Malawi												6			08-Nov-22
	United Kingdom												30			20-Oct-22
	United States of America		1			20-Jun-22							21			04-Oct-22
	Ghana		3			14-Sep-22		4			01-Jun-22					06-Sep-22
	Togo		2			30-Sep-22							2			08-Sep-22
	Canada												2			08-Sep-22
	Djibouti											5	11			22-May-22
	Eritrea	1	1			02-Mar-22										
	Ukraine	2				24-Dec-21	18				09-Oct-21					
	Pakistan	8				23-Apr-21						35				13-Aug-21
	Guinea-Bissau	3				15-Jul-21	1				26-Jul-21					
Tajikistan	35				25-Jul-21	22				24-May-21	17				22-Mar-21	
Afghanistan	41				09-Jul-21	2				03-May-21	40				23-Jun-21	
Iran											1				20-Feb-21	
Total type 2	671	687	393	63		345	114	133	30		496	333	344	80		
cVDPV3 ¹	Israel		1			12-Feb-22		3			24-Mar-22	5	25			15-Mar-22
	Occupied Palestinian Terr.											7	9			12-Mar-22
	China											1				25-Jan-21
Total type 3	0	1	0	0		0	3	0	0		13	34	0	0		
Gender	Female (all sero type)	294	374	221	30											
	Male (all sero type)	391	499	299	37											
	Gender Unknown	3	4	6	1											

¹For cVDPV definition see http://polioeradication.org/wp-content/uploads/2016/09/Reporting-and-Classification-of-VDPVs_Aug2016_EN.pdf. ² Include contact, healthy and community samples. ³cVDPV1 and cVDPV2 isolated from four children (3 in 2022 and 1 in 2023)

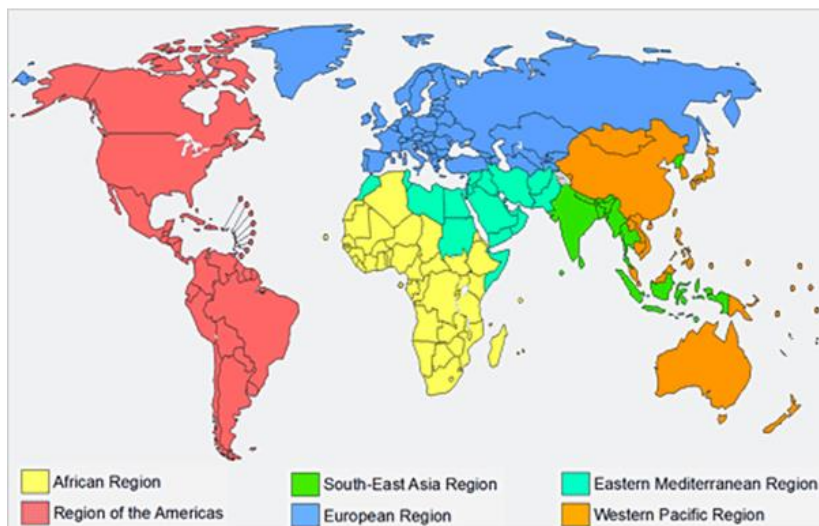
Global Surveillance Indicators: Year to Date Comparison

2023 & 2024: 01 Jan. to 11 Jun. 2024*

WHO Region	AFP cases		Wild poliovirus cases		cVDPV ¹ cases		Polio compatibles		Pending final classification		
									Total		> 90 days
	2023	2024	2023	2024	2023	2024	2023	2024	2023	2024	2024
African	12'560	15'211	0	0	109	55	6	4	3'138	2'985	537
Central	2'692	2'977	0	0	81	13	0	0	504	657	127
South/East	3'297	3'813	0	0	12	10	5	2	1'540	1'040	208
West	6'571	8'421	0	0	16	32	1	2	1'094	1'288	202
American	670	696	0	0	0	0	0	0	192	176	80
Eastern Mediterranean	12'330	12'620	5	10	2	12	0	0	1'743	2'100	330
European	544	516	0	0	1	0	1	0	241	177	27
South East Asian	12'063	13'233	0	0	3	0	0	0	2'295	2'152	500
Western Pacific	2'298	1'537	0	0	0	0	0	0	1'843	1'281	955
Global	40'465	43'813	5	10	115	67	7	4	9'452	8'871	2'429

¹cVDPV includes all three serotypes 1, 2 and 3. Please refer to slide 5 for the distribution of cases by serotype.

WHO Regions



For data at country, regional and global levels from 2000 onwards, see the WHO website at <https://extranet.who.int/polis/public/CaseCount.aspx>

*Data reported to WHO/HQ on week 24 in 2023 and 2024