

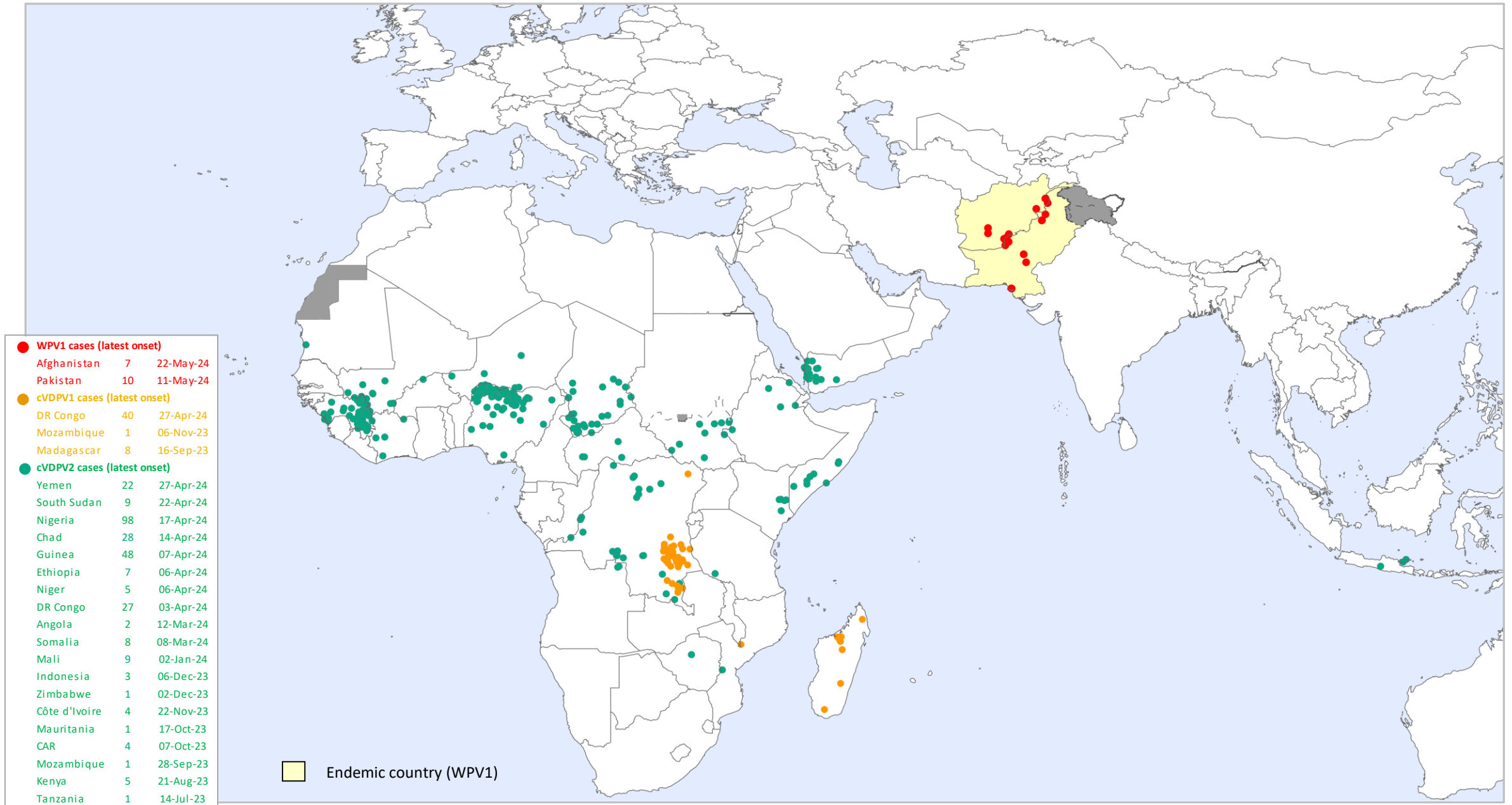
Highlights of New Wild Poliovirus and cVDPV Positives Reported Globally this Week

Country	WPV1			cVDPV1			cVDPV2			cVDPV3			Location State/Province/Governorate
	AFP	ENV	other ¹	AFP	ENV	other ¹	AFP	ENV	other ¹	AFP	ENV	other ¹	
PAKISTAN		10											BALUCHISTAN, SINDH, ISLAMABAD, KPAKHTUNKHWA
ETHIOPIA							1						AFAR
MADAGASCAR					2	1							ANALAMANGA, SOFIA
SOUTH SUDAN								1					CENTRAL EQUATORIA
YEMEN							5						ALHUDAIDAH, DHAMAR

¹contacts of positive AFP cases, community, healthy children

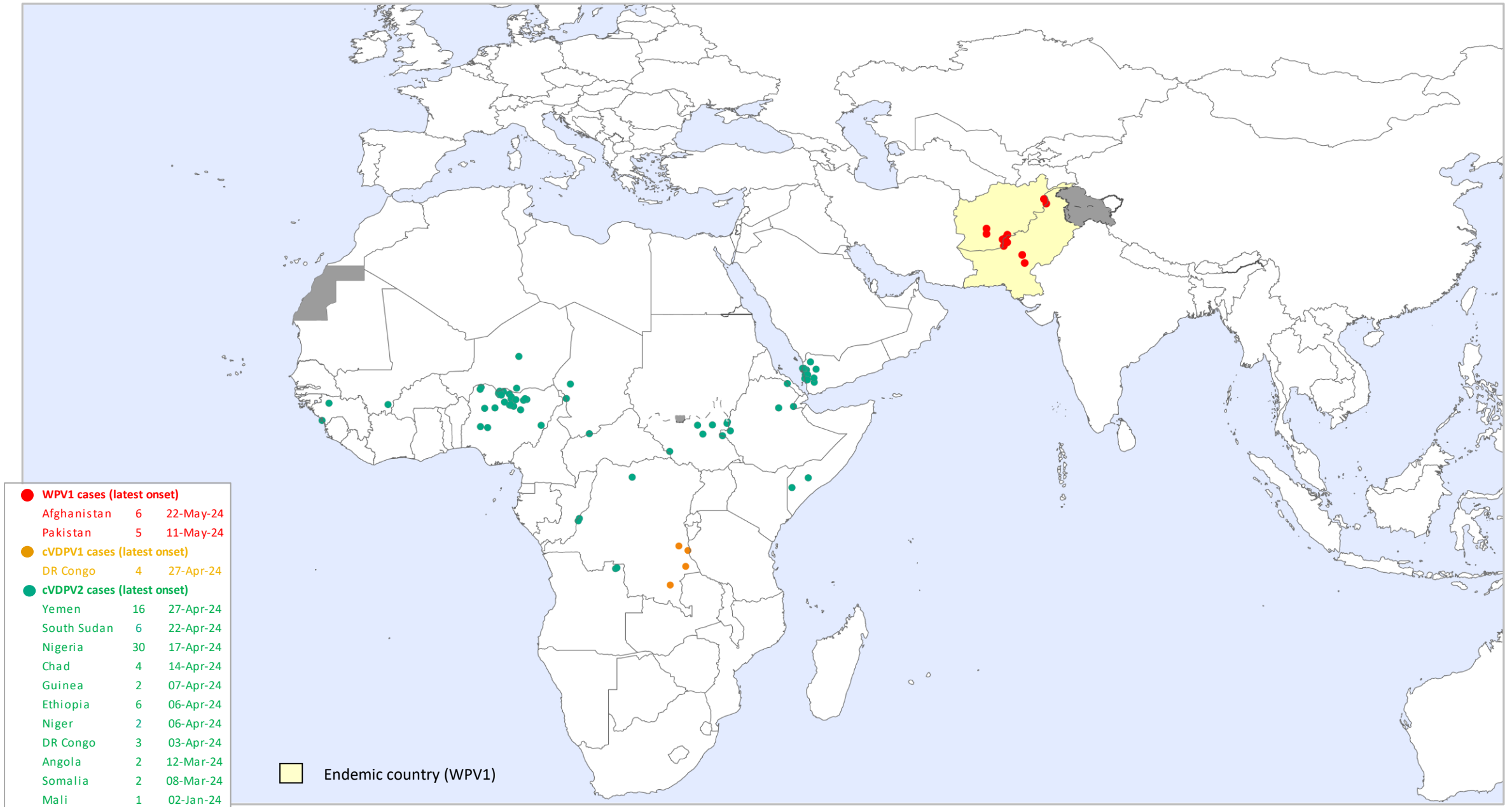
The boundaries and names shown and the designations used in the maps in this document do not imply the expression of any opinion whatsoever on the part of the World Health Organization concerning the legal status of any country, territory, city or area or of its authorities, or concerning the delimitation of its frontiers or boundaries. Dotted lines on maps represent approximate border lines for which there may not yet be full agreement. © WHO 2024. All rights reserved

Global WPV1 & cVDPV Cases¹, Previous 12 Months²



¹Excludes viruses detected from environmental surveillance; ²Onset of paralysis: 26 Jun. 2023 to 25 Jun. 2024

Global WPV1 & cVDPV Cases¹, Previous 6 Months²



¹Excludes viruses detected from environmental surveillance; ²Onset of paralysis: 26 Dec. 2023 to 25 Jun. 2024

Global Wild Poliovirus 2018 - 2024

Country or territory	Wild virus type 1 confirmed cases									Wild virus type 1 reported from other sources ²							
	Full year total						01 Jan-25 Jun ¹		Date of most recent case	Full year total						01 Jan-25 Jun	Date of most recent virus
	2018	2019	2020	2021	2022	2023	2023	2024		2018	2019	2020	2021	2022	2023	2024	
Pakistan	12	147	84	1	20	6	1	5	11-May-24	141	405	455	65	43	128	186	04-Jun-24
Afghanistan	21	29	56	4	2	6	5	6	22-May-24	83	60	49	1	22	62	44	21-May-24
Mozambique	0	0	0	0	8	0	0	0	10-Aug-22								
Malawi	0	0	0	1	0	0	0	0	19-Nov-21								
Iran	0	0	0	0	0	0	0	0	NA		3						20-May-19
Total (Type 1)	33	176	140	6	30	12	6	11		224	468	504	66	65	190	230	
Tot. in endemic countries	33	176	140	5	22	12	6	11									
Tot. in non-end countries	0	0	0	1	8	0	0	0									
No. of countries (infected)	2	2	2	3	3	2	2	2									
No. of countries (endemic)	3	3	3	2	2	2	2	2									
Total Female	18	72	59	2	10	4	3	3									
Total Male	15	104	81	4	20	8	3	8									

Countries in yellow are endemic. ¹Data reported to WHO HQ on week 26 in 2023 and 2024.

²Wild viruses from environmental samples, selected contacts, healthy children and other sources.

Global Circulating Vaccine-derived Poliovirus (cVDPV)^{1,2,3}

	Country	AFP cases (Paralysis onset between 2021-2024)					Other sources (Human) ² (Collection between 2021-2024)					Other sources (Environment) (Collection between 2021-2024)					
		2021	2022	2023	2024	Onset of most recent case	2021	2022	2023	2024	most recent collection date	2021	2022	2023	2024	most recent collection date	
		cVDPV1 ¹	DR Congo		149 ³	106 ³	4	27-Apr-24		6			09-Oct-22				
	Mozambique		22	4		06-Nov-23		1			25-Oct-22						
	Madagascar	14	16	24		16-Sep-23	26	11	7		20-Jun-23	31	155	92		31-Jul-23	
	Malawi		4			01-Dec-22		1			19-Sep-22						
	Congo		1			15-Oct-22											
	Yemen	3				27-Mar-21											
	Total type 1	17	192	134	4		26	19	7	0		31	155	92	0		
cVDPV2 ¹	Yemen	56	160	8	15	12-Jun-24	18	33	1	2	09-Mar-24	13	26	16	2	29-Jan-24	
	Uganda											2				07-May-24	
	South Sudan	9		3	6	22-Apr-24	5		3	4	06-May-24					07-May-24	
	Zimbabwe			1		02-Dec-23			2		12-Nov-23			17	7		30-Apr-24
	Nigeria	419	48	87	30	17-Apr-24	214	28	38	19	25-Apr-24	303	82	80	14		11-Apr-24
	Chad		44	55	4	14-Apr-24		4	6		21-Jun-23	1	7	3	2		25-Apr-24
	Côte d'Ivoire			6		21-Nov-23			16		25-Sep-23		3	43	17		23-Apr-24
	Senegal	14				27-Oct-21	34				17-Nov-21	14	1	1	3		16-Apr-24
	Liberia	3				28-May-21	5				21-Jan-21	14		2	10		16-Apr-24
	Sierra Leone	5				28-Feb-21	8				19-Mar-21	9			7		16-Apr-24
	Guinea	6		47	2	07-Apr-24			10	1	17-Mar-24	2		28	5		28-Mar-24
	Ethiopia	10	1		6	06-Apr-24				2	26-Mar-24						
	Niger	18	16	3	2	06-Apr-24	1	3			19-May-22		16	4	3		19-Mar-24
	DR Congo	28	372 ³	118 ³	3	03-Apr-24	6	30	10		17-Oct-23	3	10	37	1		24-Jan-24
	Angola				2	12-Mar-24				1	30-Mar-24			1	4		12-Mar-24
	Equatorial Guinea															1	26-Mar-24
	Somalia	1	5	8	2	08-Mar-24		4	3	3	12-Mar-24	1	4	9	1		11-Mar-24
	Mozambique	2	4	1		28-Sep-23			3		08-Dec-23					1	05-Mar-24
	Algeria		3			13-Dec-22		2	3		05-Jan-23		18	24	3		27-Feb-24
	Kenya			8		21-Aug-23	2		6	1	21-Feb-24	1		8			29-Sep-23
	Gambia											9				1	15-Feb-24
	Egypt											12	6	11	1		31-Jan-24
	Sudan		1			31-Oct-22							1	5	1		11-Jan-24
	Mali		2		1	02-Jan-24								6			24-Oct-23
	Mauritania			1		17-Oct-23	4				19-Jul-21	7		3			13-Dec-23
	Burkina Faso	2		3		04-Jun-23						1		1			12-Dec-23
	Congo	2				10-Feb-21						3		2			07-Dec-23
	Indonesia		1	6		06-Dec-23		3	7		01-Jan-23			1			07-Dec-23
	Benin	3	13	3		15-Mar-23	2	1			01-Jun-22	1	9	4			05-Dec-23
	Tanzania			2		14-Jul-23			6		12-Aug-23			6			20-Nov-23
	Central African Republic		6	14		07-Oct-23			15		14-Jun-23	1	8	1			19-May-23
	Cameroon	3	3			22-Dec-22	3				29-Oct-21	1		13			28-Sep-23
	Botswana												5	5			25-Jul-23
	Burundi		1			15-Jun-23		2			24-Nov-22		7	13			13-Jun-23
	Zambia			1		03-Apr-23			4		25-May-23		3	2			06-Jun-23
	Israel			1		13-Feb-23							55				24-Oct-22
	Malawi													1			02-Jan-23
	United Kingdom												6				08-Nov-22
	United States of America		1			20-Jun-22							30				20-Oct-22
	Ghana		3			14-Sep-22		4			01-Jun-22		21				04-Oct-22
	Togo		2			30-Sep-22							2				06-Sep-22
	Canada												2				08-Sep-22
	Djibouti											5	11				22-May-22
	Eritrea	1	1			02-Mar-22											
	Ukraine	2				24-Dec-21	18				09-Oct-21						
	Pakistan	8				23-Apr-21						35					13-Aug-21
	Guinea-Bissau	3				15-Jul-21	1				26-Jul-21						
Tajikistan	35				25-Jul-21	22				24-May-21	17					22-Mar-21	
Afghanistan	41				09-Jul-21	2				03-May-21	40					23-Jun-21	
Iran											1					20-Feb-21	
	Total type 2	671	687	393	73		345	114	133	33		496	333	347	87		
cVDPV3 ¹	Israel		1			12-Feb-22		3			24-Mar-22	5	25			15-Mar-22	
	Occupied Palestinian Terr.											7	9			12-Mar-22	
	China											1				25-Jan-21	
	Total type 3	0	1	0	0		0	3	0	0		13	34	0	0		
Gender	Female (all sero type)	294	374	221	36												
	Male (all sero type)	391	499	299	40												
	Gender Unknown	3	4	6	1												

 Environmental surveillance for poliovirus in selected sewage sites established and working

Changes from previous week

¹For cVDPV definition see http://polioeradication.org/wp-content/uploads/2016/09/Reporting-and-Classification-of-VDPVs_Aug2016_EN.pdf. ² Include contact, healthy and community samples. ³cVDPV1 and cVDPV2 isolated from **four children (3 in 2022 and 1 in 2023)**

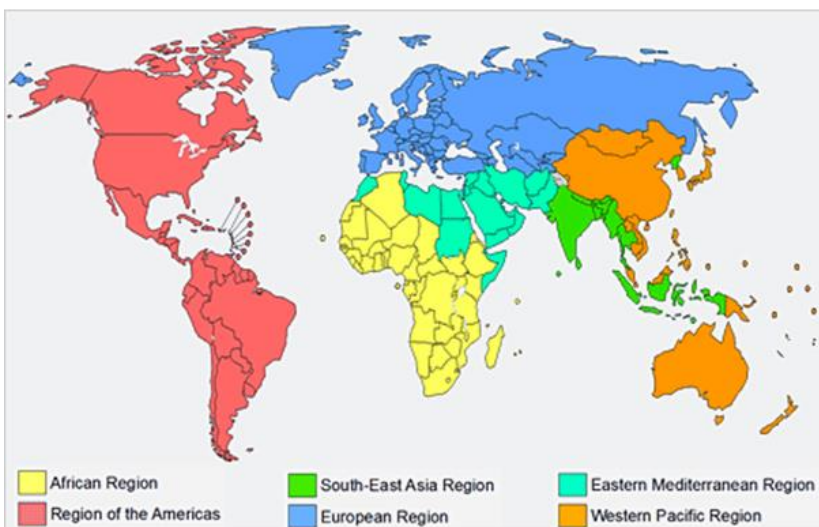
Global Surveillance Indicators: Year to Date Comparison

2023 & 2024: 01 Jan. to 25 Jun. 2024*

WHO Region	AFP cases		Wild poliovirus cases		cVDPV ¹ cases		Polio compatibles		Pending final classification		
	2023	2024	2023	2024	2023	2024	2023	2024	Total		> 90 days
									2023	2024	2024
African	14,325	16,220	0	0	122	60	11	10	3,193	2,530	566
Central	2,993	3,337	0	0	87	13	6	0	440	572	117
South/East	3,769	4,038	0	0	17	12	4	8	1,352	919	161
West	7,563	8,845	0	0	18	35	1	2	1,401	1,039	288
American	760	805	0	0	0	0	0	0	199	209	94
Eastern Mediterranean	13,701	13,607	6	11	2	17	0	0	1,662	2,267	375
European	600	585	0	0	1	0	1	0	273	220	30
South East Asian	13,471	14,446	0	0	3	0	0	1	2,541	2,193	546
Western Pacific	2,396	1,683	0	0	0	0	0	0	1,855	1,420	1,224
Global	45,253	47,346	6	11	128	77	12	11	9,723	8,839	2,835

¹cVDPV includes all three serotypes 1, 2 and 3. Please refer to slide 5 for the distribution of cases by serotype.

WHO Regions



For data at country, regional and global levels from 2000 onwards, see the WHO website at <https://extranet.who.int/polis/public/CaseCount.aspx>

*Data reported to WHO/HQ on week 26 in 2023 and 2024