

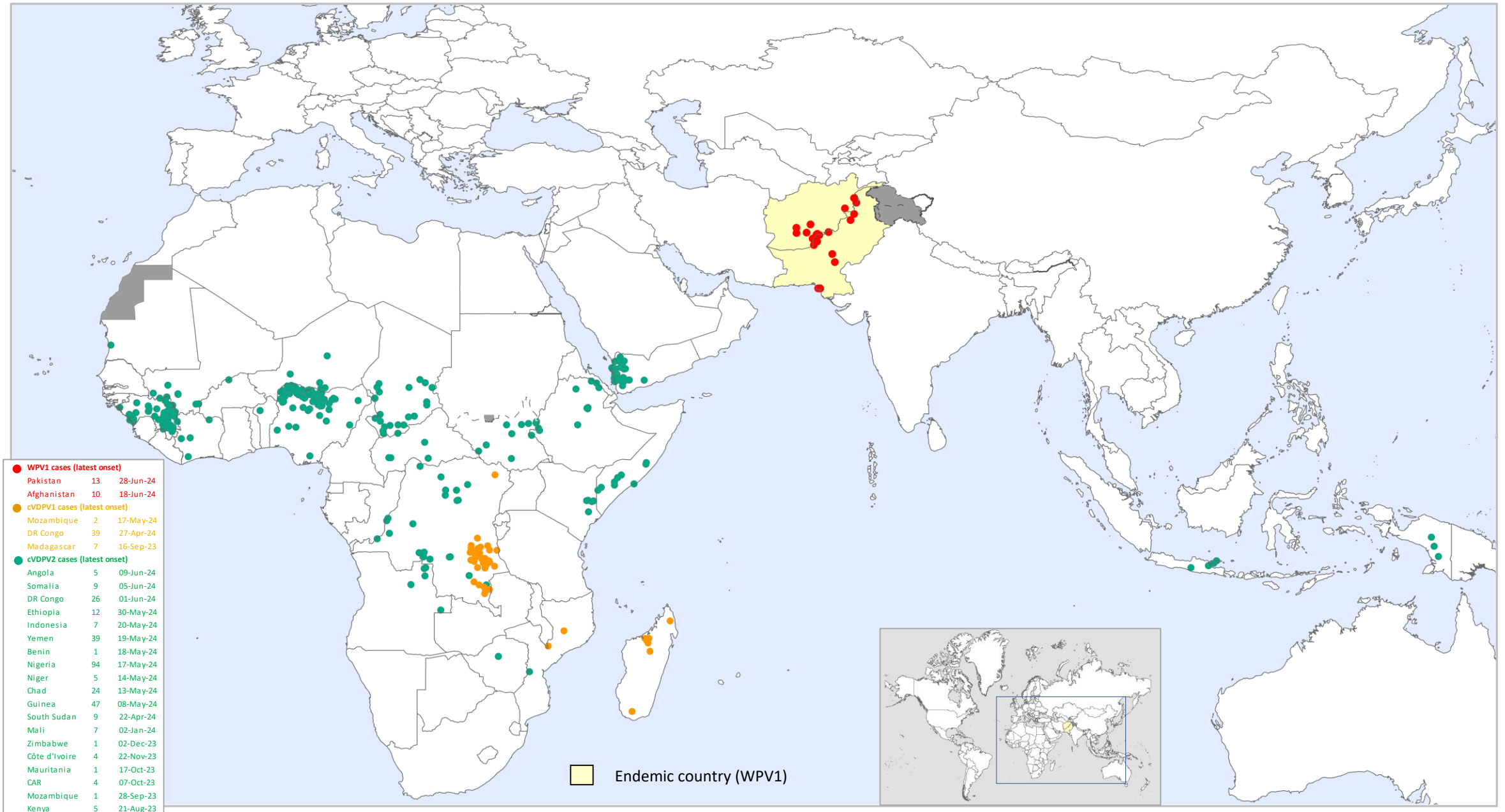
Highlights of New Wild Poliovirus and cVDPV Positives Reported Globally this Week

Country	WPV1			cVDPV1			cVDPV2			cVDPV3			Location State/Province/Governorate
	AFP	ENV	other ¹	AFP	ENV	other ¹	AFP	ENV	other ¹	AFP	ENV	other ¹	
PAKISTAN	1	9											BALOCHISTAN, SINDH, KPAKHTUNKHWA, PUNJAB
ANGOLA								2					BENGUELA, LUNDA NORTE
DR CONGO							1						MAINDOMBE
ETHIOPIA							5	1					GAMBELLA, AFAR, AMHARA, ADDIS ABABA
KENYA									1				TURKANA
SOMALIA							1						GEDO
SOUTH SUDAN								1					CENTRAL EQUATORIA
YEMEN							11						ALHUDAUDAH, ALBAIDAH, TAIZ, DHAMAR, AMRAN

¹contacts of positive AFP cases, community, healthy children

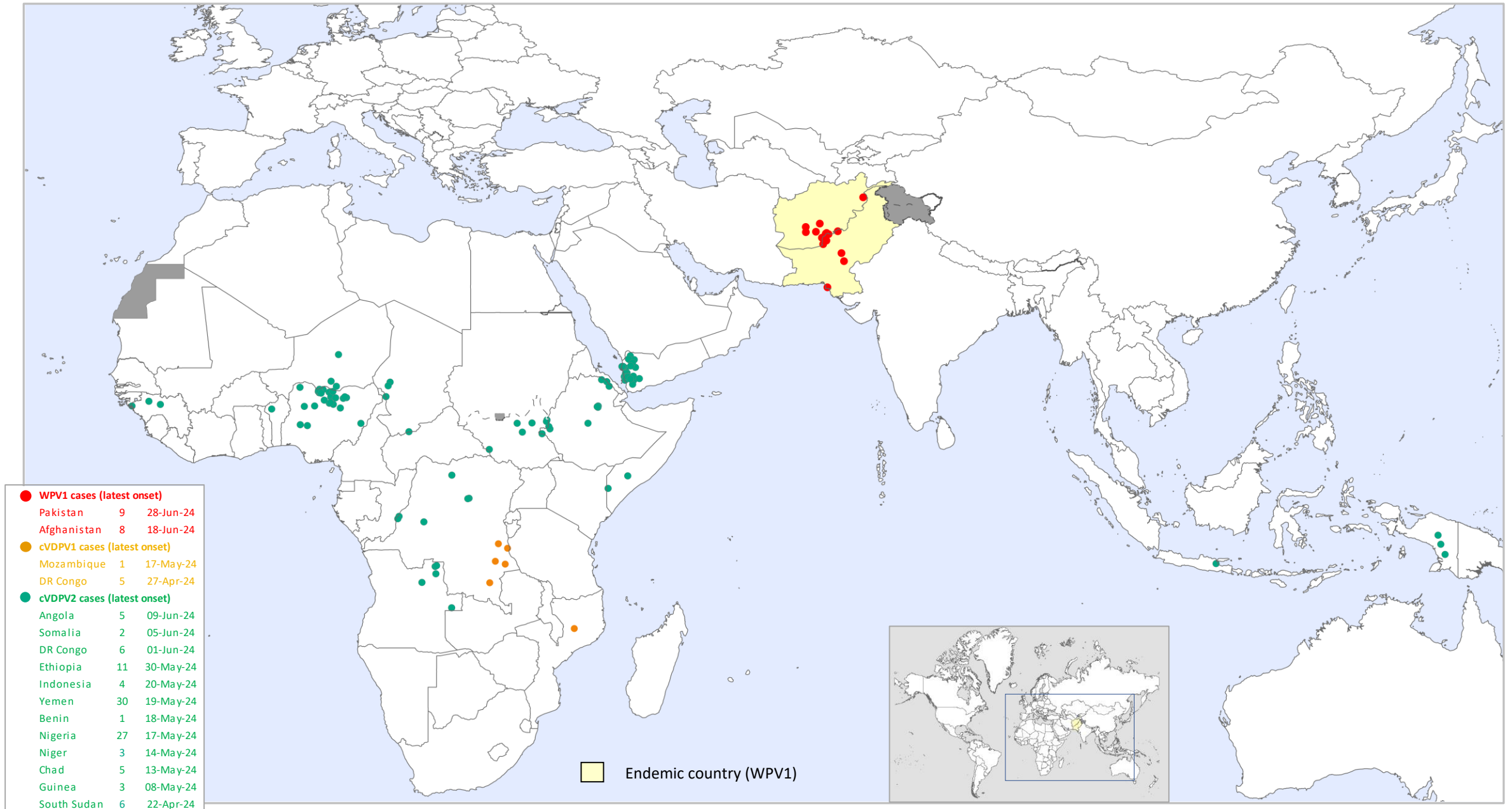
The boundaries and names shown and the designations used in the maps in this document do not imply the expression of any opinion whatsoever on the part of the World Health Organization concerning the legal status of any country, territory, city or area or of its authorities, or concerning the delimitation of its frontiers or boundaries. Dotted lines on maps represent approximate border lines for which there may not yet be full agreement. © WHO 2024. All rights reserved

Global WPV1 & cVDPV Cases¹, Previous 12 Months²



¹Excludes viruses detected from environmental surveillance; ²Onset of paralysis: 24 Jul. 2023 to 23 Jul. 2024

Global WPV1 & cVDPV Cases¹, Previous 6 Months²



¹Excludes viruses detected from environmental surveillance; ²Onset of paralysis: 24 Jan. 2024 to 23 Jul. 2024

Global Wild Poliovirus 2018 - 2024

Country or territory	Wild virus type 1 confirmed cases									Wild virus type 1 reported from other sources ²							
	Full year total						01 Jan-23 Jul ¹		Date of most recent case	Full year total						01 Jan-23 Jul	Date of most recent virus
	2018	2019	2020	2021	2022	2023	2023	2024		2018	2019	2020	2021	2022	2023	2024	
Pakistan	12	147	84	1	20	6	1	9	28-Jun-24	141	405	455	65	43	128	224	03-Jul-24
Afghanistan	21	29	56	4	2	6	5	9	18-Jun-24	83	60	49	1	22	62	55	24-Jun-24
Mozambique	0	0	0	0	8	0	0	0	10-Aug-22								
Malawi	0	0	0	1	0	0	0	0	19-Nov-21								
Iran	0	0	0	0	0	0	0	0	NA		3						20-May-19
Total (Type 1)	33	176	140	6	30	12	6	18		224	468	504	66	65	190	279	
Tot. in endemic countries	33	176	140	5	22	12	6	18									
Tot. in non-end countries	0	0	0	1	8	0	0	0									
No. of countries (infected)	2	2	2	3	3	2	2	2									
No. of countries (endemic)	3	3	3	2	2	2	2	2									
Total Female	18	72	59	2	10	4	3	4									
Total Male	15	104	81	4	20	8	3	14									

Countries in yellow are endemic. ¹Data reported to WHO HQ on week 30 in 2023 and 2024.

²Wild viruses from environmental samples, selected contacts, healthy children and other sources.

Global Circulating Vaccine-derived Poliovirus (cVDPV)^{1,2,3}

	Country	AFP cases (Paralysis onset between 2021-2024)					Other sources (Human) ² (Collection between 2021-2024)					Other sources (Environment) (Collection between 2021-2024)					
		2021	2022	2023	2024	Onset of most recent case	2021	2022	2023	2024	most recent collection date	2021	2022	2023	2024	most recent collection date	
cVDPV1 ¹	DR Congo		149 ³	106 ³	5	30-Mar-24		6			09-Oct-22						
	Mozambique		22	4	1	17-May-24		1			25-Oct-22						
	Madagascar	14	16	24		16-Sep-23	26	11	7		20-Jun-23	31	155	92		31-Jul-23	
	Malawi		4			01-Dec-22		1			19-Sep-22						
	Congo		1			15-Oct-22											
	Yemen	3				27-Mar-21											
	Total type 1	17	192	134	6		26	19	7	0		31	155	92	0		
cVDPV2 ¹	South Sudan	9		3	6	22-Apr-24	5		3	4	06-May-24				3	25-Jun-24	
	Niger	18	16	3	3	14-May-24	1	3			19-May-22		16	4	6	17-Jun-24	
	Ethiopia	10	1	1	11	30-May-24				2	26-Mar-24				1	13-Jun-24	
	Yemen	56	160	8	32	12-Jun-24	18	33	1	2	09-Mar-24	13	26	16	6	24-Mar-24	
	Kenya			8		21-Aug-23	2		6	2	12-Jun-24	1			8	15-May-24	
	Angola				5	09-Jun-24					30-Mar-24				1	7	29-May-24
	Somalia	1	5	8	3	05-Jun-24		4	3	3	12-Mar-24	1	4	9	3	14-May-24	
	DR Congo	28	372 ³	118 ³	6	01-Jun-24	6	30	10		17-Oct-23	3	10	37	1	24-Jan-24	
	Zimbabwe			1		02-Dec-23			2		12-Nov-23			17	8	28-May-24	
	Nigeria	419	48	87	31	17-May-24	214	28	38	21	26-May-24	303	82	80	14	11-Apr-24	
	Liberia	3				28-May-21	5				21-Jan-21	14		2	12	21-May-24	
	Indonesia		1		4	20-May-24		3	7	12	12-May-24			1		07-Dec-23	
	Benin	3	13	3	1	18-May-24	2	1			01-Jun-22	1	9	4		05-Dec-23	
	Chad		44	55	5	15-May-24		4	6		21-Jun-23	1	7	3		25-Apr-24	
	Sierra Leone	5				28-Feb-21	8				19-Mar-21	9			8	14-May-24	
	Guinea	6		47	4	08-May-24			10	1	17-Mar-24	2		28	5	28-Mar-24	
	Uganda											2			1	07-May-24	
	Senegal	14				27-Oct-21	34				17-Nov-21	14	1	1	5	02-May-24	
	Côte d'Ivoire			6		21-Nov-23			16		25-Sep-23		3	43	17	23-Apr-24	
	Equatorial Guinea														1	26-Mar-24	
	Mozambique	2	4	1		28-Sep-23			3		08-Dec-23				1	05-Mar-24	
	Algeria		3			13-Dec-22		2	3		05-Jan-23		18	24	3	27-Feb-24	
	Gambia											9			1	15-Feb-24	
	Egypt											12	6	11	1	31-Jan-24	
	Sudan		1			31-Oct-22							1	5	1	11-Jan-24	
	Mali		2	15	1	02-Jan-24									6	24-Oct-23	
	Mauritania			1		17-Oct-23	4				19-Jul-21	7		3	3	13-Dec-23	
	Burkina Faso	2		3		04-Jun-23						1		1		12-Dec-23	
	Congo	2				10-Feb-21						3		2		07-Dec-23	
	Tanzania			2		14-Jul-23			6		12-Aug-23			6	2	20-Nov-23	
	Central African Republic		6	14		07-Oct-23			15		14-Jun-23	1	8	1		19-May-23	
	Cameroon	3	3			22-Dec-22	3				29-Oct-21	1		13		28-Sep-23	
	Botswana												5	5		25-Jul-23	
	Burundi		1			15-Jun-23		2			24-Nov-22		7	13		13-Jun-23	
	Zambia			1		03-Apr-23			4		25-May-23		3	2		06-Jun-23	
	Israel			1		13-Feb-23							55			24-Oct-22	
	Malawi													1		02-Jan-23	
	United Kingdom												6			08-Nov-22	
	United States of America		1			20-Jun-22							30			20-Oct-22	
	Ghana		3			14-Sep-22		4			01-Jun-22		21			04-Oct-22	
	Togo		2			30-Sep-22							2			06-Sep-22	
	Canada												2			08-Sep-22	
	Djibouti											5	11			22-May-22	
	Eritrea	1	1			02-Mar-22											
	Ukraine	2				24-Dec-21	18				09-Oct-21						
	Pakistan	8				23-Apr-21						35				13-Aug-21	
Guinea-Bissau	3				15-Jul-21	1				26-Jul-21							
Tajikistan	35				25-Jul-21	22				24-May-21	17				22-Mar-21		
Afghanistan	41				09-Jul-21	2				03-May-21	40				23-Jun-21		
Iran											1				20-Feb-21		
	Total type 2	671	687	393	112		345	114	133	48		496	333	347	108		
cVDPV3 ¹	Israel		1			12-Feb-22		3			24-Mar-22	5	25			15-Mar-22	
	Occupied Palestinian Terr.											7	9			12-Mar-22	
	China											1				25-Jan-21	
	Total type 3	0	1	0	0		0	3	0	0		13	34	0	0		
Gender	Female (all sero type)	294	374	210	51												
	Male (all sero type)	391	499	286	62												
	Gender Unknown	3	4	30	5												


Changes from previous week

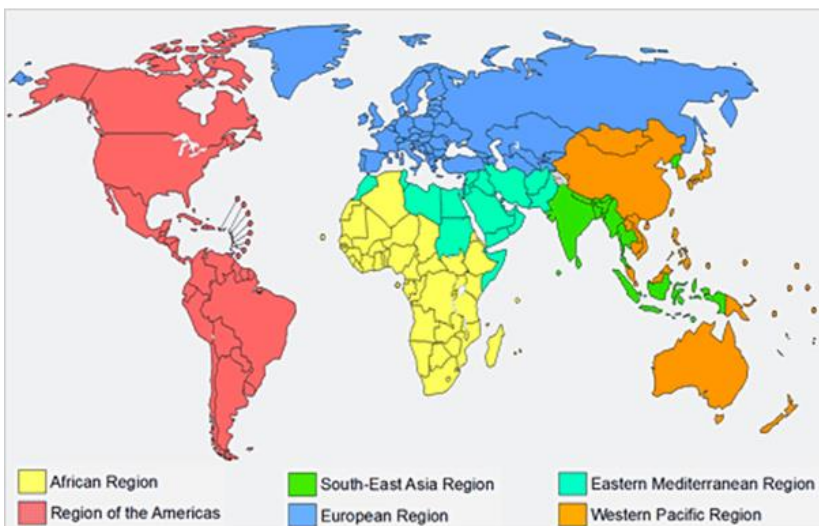
¹For cVDPV definition see http://polioeradication.org/wp-content/uploads/2016/09/Reporting-and-Classification-of-VDPVs_Aug2016_EN.pdf. ² Include contact, healthy and community samples. ³cVDPV1 and cVDPV2 isolated from **four children (3 in 2022 and 1 in 2023)**

Global Surveillance Indicators: Year to Date Comparison 2023 & 2024: 01 Jan. to 23 Jul. 2024*

WHO Region	AFP cases		Wild poliovirus cases		cVDPV ¹ cases		Polio compatibles		Pending final classification		
									Total		> 90 days
	2023	2024	2023	2024	2023	2024	2023	2024	2023	2024	2024
African	17'684	19'126	0	0	164	79	11	11	3'479	2'841	756
Central	3'986	4'199	0	0	117	21	6	0	701	567	137
South/East	4'689	5'077	0	0	20	18	4	9	1'533	975	265
West	9'009	9'850	0	0	27	40	1	2	1'245	1'299	354
American	934	957	0	0	0	0	0	0	245	249	115
Eastern Mediterranean	16'013	16'296	6	18	2	35	0	1	1'951	2'170	427
European	706	674	0	0	1	0	0	0	285	239	75
South East Asian	16'067	17'428	0	0	3	4	0	1	4'432	2'535	675
Western Pacific	3'286	2'914	0	0	0	0	0	0	2'119	1'994	1'238
Global	54'690	57'395	6	18	170	118	11	13	12'511	10'028	3'286

¹cVDPV includes all three serotypes 1, 2 and 3. Please refer to slide 5 for the distribution of cases by serotype.

WHO Regions



For data at country, regional and global levels from 2000 onwards, see the WHO website at <https://extranet.who.int/polis/public/CaseCount.aspx>

*Data reported to WHO/HQ on week 30 in 2023 and 2024