

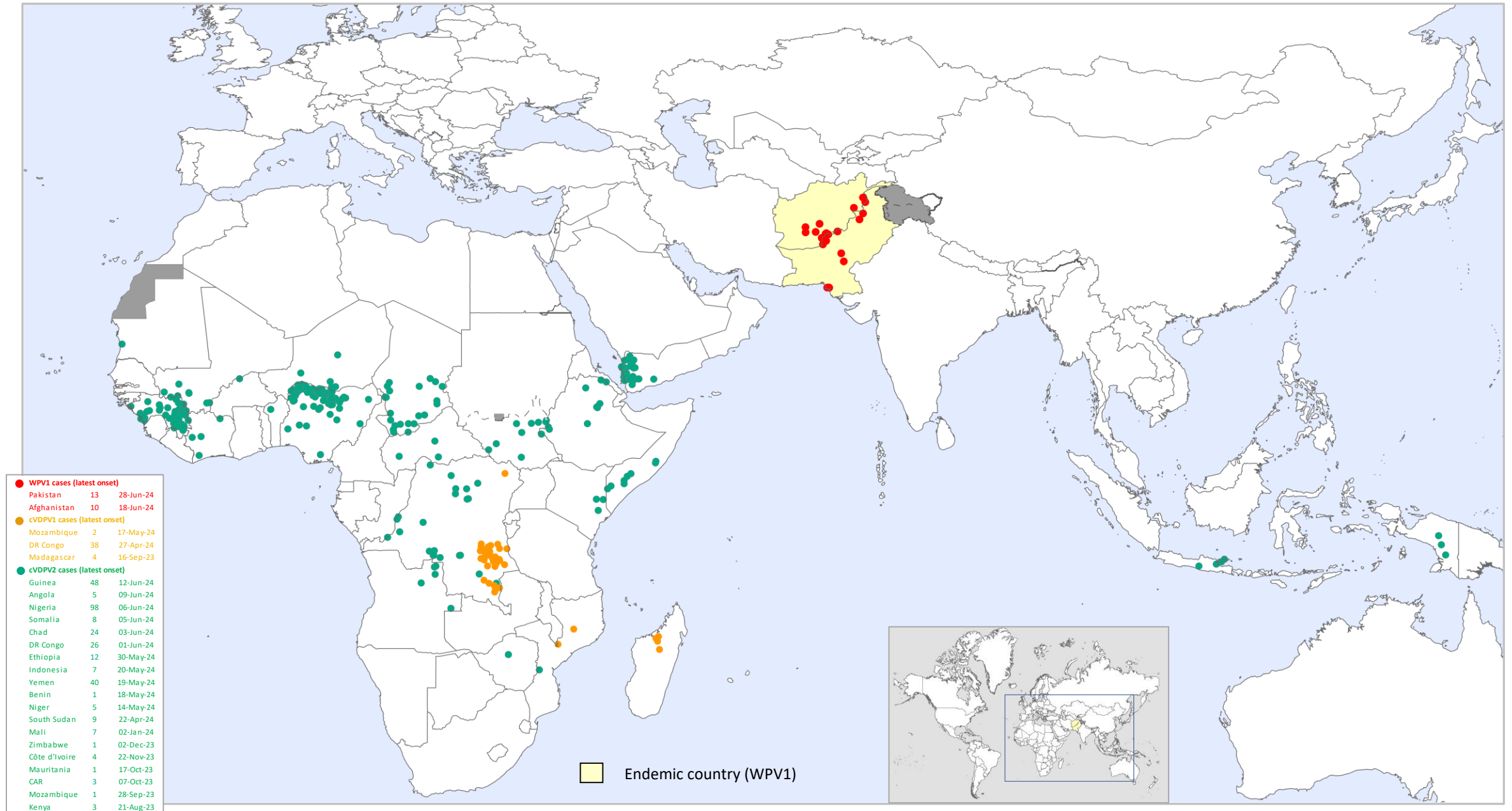
# Highlights of New Wild Poliovirus and cVDPV Positives Reported Globally this Week

Country	WPV1			cVDPV1			cVDPV2			cVDPV3			Location State/Province/Governorate
	AFP	ENV	other <sup>1</sup>	AFP	ENV	other <sup>1</sup>	AFP	ENV	other <sup>1</sup>	AFP	ENV	other <sup>1</sup>	
PAKISTAN		11											BALUCHISTAN, SINDH, KPAKHTUNKHWA
CHAD							1	1					N'DJAMENA
GUINEA							1						KINDIA
LIBERIA								2	7				MONTERRADO
NIGER								3					MARADI, DIFFA
NIGERIA							6	3	4				KANO, BORNO
OCCUPIED PALESTINIAN TERRITORY								6					GAZA
SIERRA LEONE								1					WESTERN AREA
YEMEN							1						ALHUDAIDAH

<sup>1</sup>contacts of positive AFP cases, community, healthy children

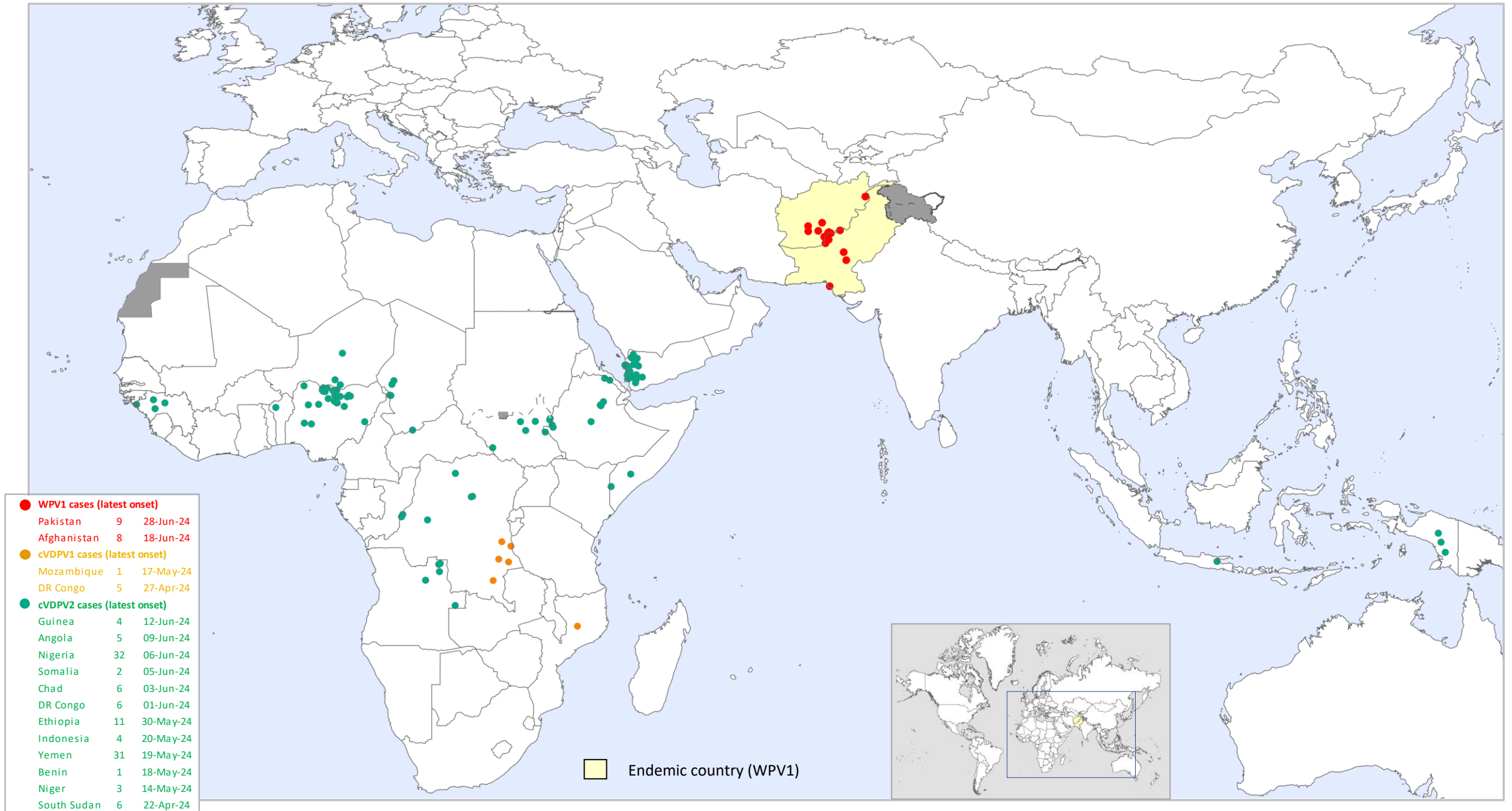
The boundaries and names shown and the designations used in the maps in this document do not imply the expression of any opinion whatsoever on the part of the World Health Organization concerning the legal status of any country, territory, city or area or of its authorities, or concerning the delimitation of its frontiers or boundaries. Dotted lines on maps represent approximate border lines for which there may not yet be full agreement. © WHO 2024. All rights reserved

# Global WPV1 & cVDPV Cases<sup>1</sup>, Previous 12 Months<sup>2</sup>



<sup>1</sup>Excludes viruses detected from environmental surveillance; <sup>2</sup>Onset of paralysis: 31 Jul. 2023 to 30 Jul. 2024

# Global WPV1 & cVDPV Cases<sup>1</sup>, Previous 6 Months<sup>2</sup>



<sup>1</sup>Excludes viruses detected from environmental surveillance; <sup>2</sup>Onset of paralysis: 31 Jan. 2024 to 30 Jul. 2024

# Global Wild Poliovirus 2018 - 2024

Country or territory	Wild virus type 1 confirmed cases									Wild virus type 1 reported from other sources <sup>2</sup>							
	Full year total						01 Jan-30 Jul <sup>1</sup>		Date of most recent case	Full year total						01 Jan-30 Jul	Date of most recent virus
	2018	2019	2020	2021	2022	2023	2023	2024		2018	2019	2020	2021	2022	2023	2024	
Pakistan	12	147	84	1	20	6	1	9	28-Jun-24	141	405	455	65	43	128	235	03-Jul-24
Afghanistan	21	29	56	4	2	6	5	9	18-Jun-24	83	60	49	1	22	62	55	24-Jun-24
Mozambique	0	0	0	0	8	0	0	0	10-Aug-22								
Malawi	0	0	0	1	0	0	0	0	19-Nov-21								
Iran	0	0	0	0	0	0	0	0	NA		3						20-May-19
<b>Total (Type 1)</b>	<b>33</b>	<b>176</b>	<b>140</b>	<b>6</b>	<b>30</b>	<b>12</b>	<b>6</b>	<b>18</b>		<b>224</b>	<b>468</b>	<b>504</b>	<b>66</b>	<b>65</b>	<b>190</b>	<b>290</b>	
Tot. in endemic countries	33	176	140	5	22	12	6	18									
Tot. in non-end countries	0	0	0	1	8	0	0	0									
No. of countries (infected)	2	2	2	3	3	2	2	2									
No. of countries (endemic)	3	3	3	2	2	2	2	2									
Total Female	18	72	59	2	10	4	3	4									
Total Male	15	104	81	4	20	8	3	14									

Countries in yellow are endemic. <sup>1</sup>Data reported to WHO HQ on week 31 in 2023 and 2024.

<sup>2</sup>Wild viruses from environmental samples, selected contacts, healthy children and other sources.

# Global Circulating Vaccine-derived Poliovirus (cVDPV)<sup>1,2,3</sup>

	Country	AFP cases (Paralysis onset between 2021-2024)					Other sources (Human) <sup>2</sup> (Collection between 2021-2024)					Other sources (Environment) (Collection between 2021-2024)					
		2021	2022	2023	2024	Onset of most recent case	2021	2022	2023	2024	most recent collection date	2021	2022	2023	2024	most recent collection date	
cVDPV <sup>1</sup>	DR Congo		149 <sup>3</sup>	106 <sup>3</sup>	5	30-Mar-24		6			09-Oct-22						
	Mozambique		22	4	1	17-May-24		1			25-Oct-22						
	Madagascar	14	16	24		16-Sep-23	26	11	7		20-Jun-23	31	155	92		31-Jul-23	
	Malawi		4			01-Dec-22		1			19-Sep-22						
	Congo		1			15-Oct-22											
	Yemen	3				27-Mar-21											
	<b>Total type 1</b>	<b>17</b>	<b>192</b>	<b>134</b>	<b>6</b>		<b>26</b>	<b>19</b>	<b>7</b>	<b>0</b>		<b>31</b>	<b>155</b>	<b>92</b>	<b>0</b>		
cVDPV <sup>2</sup>	Niger	18	16	3	3	14-May-24	1	3			19-May-22		<b>20</b>	4	<b>7</b>	02-Jul-24	
	South Sudan	9		3	6	22-Apr-24	5		3	4	06-May-24				<b>3</b>	25-Jun-24	
	Occupied Palestinian Terr.														<b>6</b>	23-Jun-24	
	Nigeria	419	48	87	<b>37</b>	06-Jun-24	214	28	38	<b>25</b>	10-Jun-24	303	82	80	<b>17</b>	21-Jun-24	
	Ethiopia	10	1	1	11	30-May-24				2	26-Mar-24				1	13-Jun-24	
	Yemen	56	160	8	<b>33</b>	12-Jun-24	18	33	1	2	09-Mar-24	13	26	16	6	24-Mar-24	
	Kenya			8		21-Aug-23	2		6	2	12-Jun-24	1		8	1	15-May-24	
	Guinea	6		47	<b>5</b>	12-Jun-24			10	1	17-Mar-24	2		28	<b>5</b>	28-Mar-24	
	Chad		44	55	<b>6</b>	03-Jun-24		4	6		21-Jun-23	1	7	3	<b>3</b>	11-Jun-24	
	Angola			5		09-Jun-24				1	30-Mar-24				1	7	29-May-24
	Somalia	1	5	8	3	05-Jun-24		4	3	3	12-Mar-24	1	4	9	3	14-May-24	
	DR Congo	28	372 <sup>3</sup>	118 <sup>3</sup>	6	01-Jun-24	6	30	10		17-Oct-23	3	10	37	1	24-Jan-24	
	Zimbabwe			1		02-Dec-23			2		12-Nov-23			17	<b>8</b>	28-May-24	
	Liberia	3				28-May-21	5			<b>7</b>	19-Mar-24	14			<b>14</b>	21-May-24	
	Indonesia		1	6	4	20-May-24		3	7	12	12-May-24			1		07-Dec-23	
	Benin	3	13	3	1	18-May-24	2	1			01-Jun-22	1	9	4		05-Dec-23	
	Sierra Leone	5				28-Feb-21	8				19-Mar-21	9			<b>9</b>	14-May-24	
	Uganda											2			1	07-May-24	
	Senegal	14				27-Oct-21	34				17-Nov-21	14	1	1	5	02-May-24	
	Côte d'Ivoire			6		21-Nov-23			16		25-Sep-23		3	43	17	23-Apr-24	
	Equatorial Guinea														1	26-Mar-24	
	Mozambique	2	4	1		28-Sep-23			3		08-Dec-23				1	05-Mar-24	
	Algeria		3			13-Dec-22		2	3		05-Jan-23		18	24	3	27-Feb-24	
	Gambia											9			1	15-Feb-24	
	Egypt											12	6	11	1	31-Jan-24	
	Sudan		1			31-Oct-22							6		1	11-Jan-24	
	Mali		2	15	1	02-Jan-24							1	5	1	24-Oct-23	
	Mauritania			1		17-Oct-23	4				19-Jul-21	7		3		13-Dec-23	
	Burkina Faso	2		3		04-Jun-23						1		1		12-Dec-23	
	Congo	2				10-Feb-21						3		2		07-Dec-23	
	Tanzania			2		14-Jul-23			6		12-Aug-23			6		20-Nov-23	
	Central African Republic		6	14		07-Oct-23			15		14-Jun-23	1	8	1		19-May-23	
	Cameroon	3	3			22-Dec-22	3				29-Oct-21	1		13		28-Sep-23	
	Botswana												5	5		25-Jul-23	
	Burundi		1	1		15-Jun-23		2			24-Nov-22			7	13	13-Jun-23	
	Zambia			1		03-Apr-23			4		25-May-23			3	2	06-Jun-23	
	Israel			1		13-Feb-23							55			24-Oct-22	
	Malawi													1		02-Jan-23	
	United Kingdom												6			08-Nov-22	
	United States of America		1			20-Jun-22							30			20-Oct-22	
	Ghana		3			14-Sep-22		4			01-Jun-22		21			04-Oct-22	
	Togo		2			30-Sep-22							2			06-Sep-22	
	Canada												2			08-Sep-22	
	Djibouti											5	12			22-May-22	
	Eritrea	1	1			02-Mar-22											
	Ukraine	2				24-Dec-21	18				09-Oct-21						
	Pakistan	8				23-Apr-21						35				13-Aug-21	
	Guinea-Bissau	3				15-Jul-21	1				26-Jul-21						
	Tajikistan	35				25-Jul-21	22				24-May-21	17				22-Mar-21	
	Afghanistan	41				09-Jul-21	2				03-May-21	40				23-Jun-21	
	Iran											1				20-Feb-21	
		<b>Total type 2</b>	<b>671</b>	<b>687</b>	<b>393</b>	<b>121</b>		<b>345</b>	<b>114</b>	<b>133</b>	<b>59</b>		<b>496</b>	<b>338</b>	<b>347</b>	<b>122</b>	
	cVDPV <sup>3</sup>	Israel		1			12-Feb-22		3			24-Mar-22	5	25			15-Mar-22
		Occupied Palestinian Terr.											7	9			12-Mar-22
		China											1				25-Jan-21
		<b>Total type 3</b>	<b>0</b>	<b>1</b>	<b>0</b>	<b>0</b>		<b>0</b>	<b>3</b>	<b>0</b>	<b>0</b>		<b>13</b>	<b>34</b>	<b>0</b>	<b>0</b>	
Gender	Female (all sero type)	294	374	210	56												
	Male (all sero type)	391	499	286	63												
	Gender Unknown	3	4	30	8												

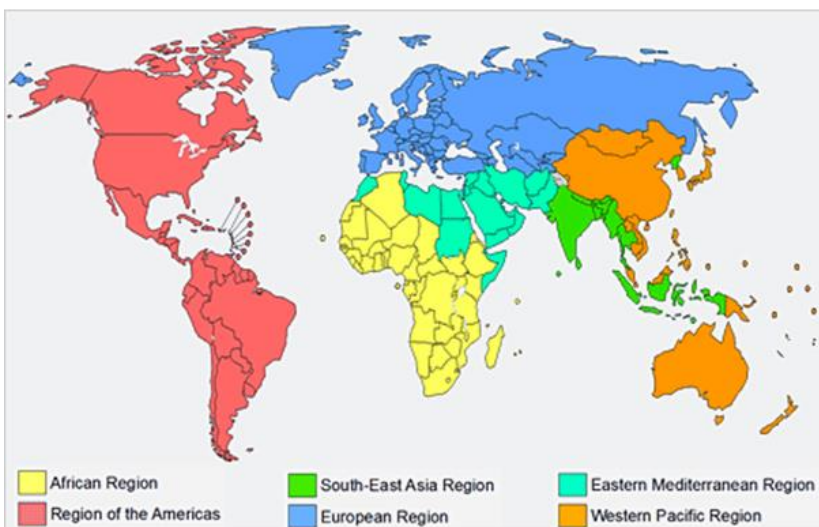
<sup>1</sup>For cVDPV definition see [http://polioeradication.org/wp-content/uploads/2016/09/Reporting-and-Classification-of-VDPVs\\_Aug2016\\_EN.pdf](http://polioeradication.org/wp-content/uploads/2016/09/Reporting-and-Classification-of-VDPVs_Aug2016_EN.pdf). <sup>2</sup> Include contact, healthy and community samples. <sup>3</sup>cVDPV1 and cVDPV2 isolated from **four children (3 in 2022 and 1 in 2023)**

# Global Surveillance Indicators: Year to Date Comparison 2023 & 2024: 01 Jan. to 30 Jul. 2024\*

WHO region	AFP cases		Wild poliovirus cases		cVDPV cases		Polio compatibles		Pending final classification		
									Total		>90 days
	2023	2024	2023	2024	2023	2024	2023	2024	2023	2024	2024
<b>African</b>	18,672	20,083	0	0	179	87	11	21	3,802	2,779	775
<b>Central</b>	4,017	4,799	0	0	131	22	6	10	707	611	145
<b>South/East</b>	5,046	5,344	0	0	20	18	4	9	1,771	900	305
<b>West</b>	9,609	9,940	0	0	28	47	1	2	1,324	1,268	325
<b>American</b>	992	993	0	0	0	0	0	0	250	239	113
<b>Eastern Mediterranean</b>	16,587	16,296	6	18	2	36	0	1	1,962	2,170	510
<b>European</b>	861	696	0	0	1	0	0	0	304	250	83
<b>South East Asian</b>	16,793	18,209	0	0	3	4	0	1	4,945	3,114	675
<b>Western Pacific</b>	3,309	2,972	0	0	0	0	0	0	2,122	2,022	1,326
<b>Global</b>	<b>57,214</b>	<b>59,249</b>	<b>6</b>	<b>18</b>	<b>185</b>	<b>127</b>	<b>11</b>	<b>23</b>	<b>13,385</b>	<b>10,574</b>	<b>3,482</b>

<sup>1</sup>cVDPV includes all three serotypes 1, 2 and 3. Please refer to slide 5 for the distribution of cases by serotype.

WHO Regions



For data at country, regional and global levels from 2000 onwards, see the WHO website at <https://extranet.who.int/polis/public/CaseCount.aspx>

\*Data reported to WHO/HQ on week 31 in 2023 and 2024