

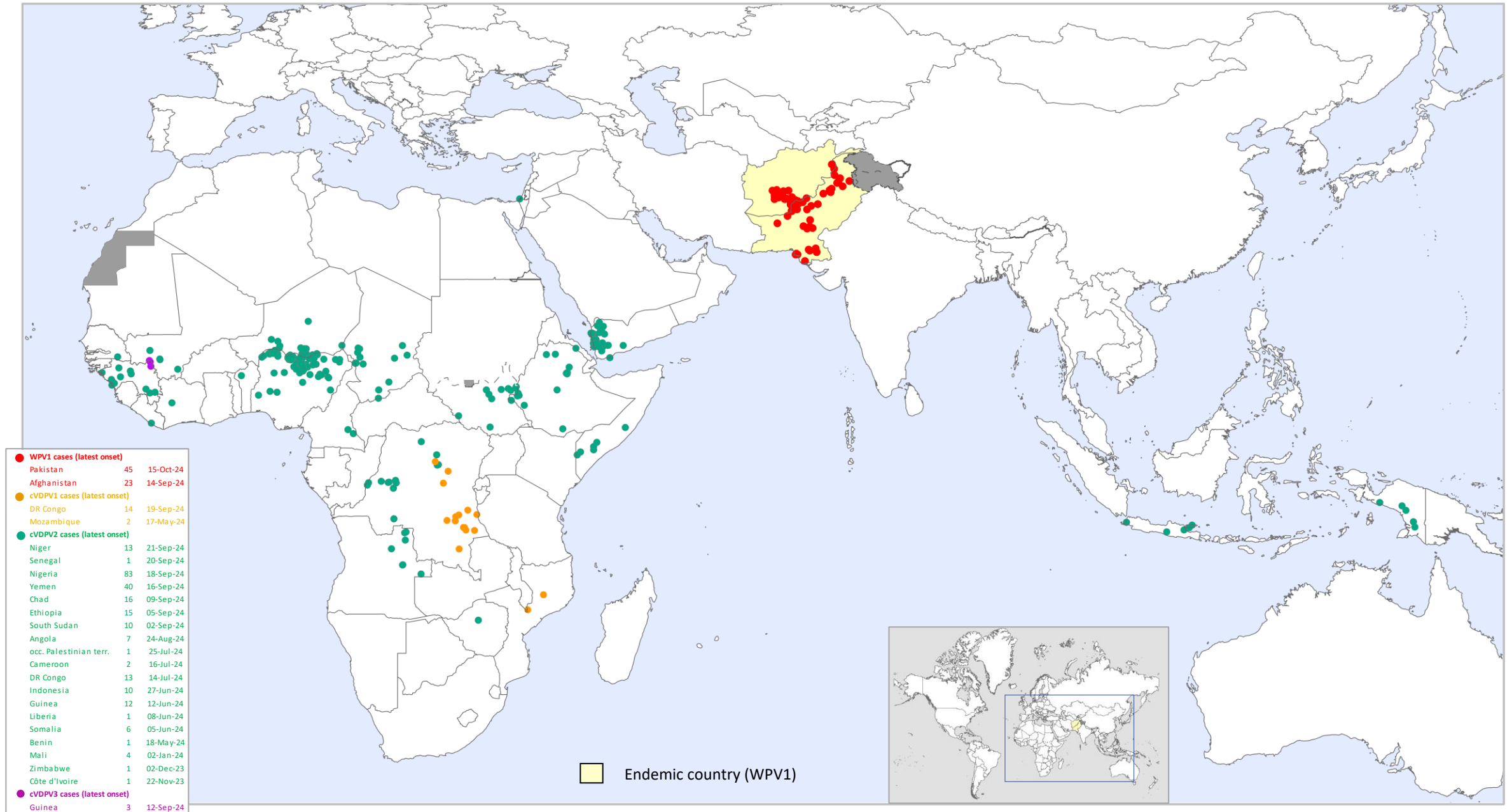
# Highlights of New Wild Poliovirus and cVDPV Positives Reported Globally this Week

Country	WPV1			cVDPV1			cVDPV2			cVDPV3			Location State/Province/Governorate
	AFP	ENV	other <sup>1</sup>	AFP	ENV	other <sup>1</sup>	AFP	ENV	other <sup>1</sup>	AFP	ENV	other <sup>1</sup>	
PAKISTAN	4	53	2										BALUCHISTAN, KPAKHTUNKHWA, PUNJAB, ISLAMABAD, SINDH
ALGERIA								2					TAMANGHASSET
DR CONGO				2									TSHOPO, HAUT LOMAMI
ETHIOPIA							1						AMHARA
NIGER							1	1					TAHOUA, ZINDER
NIGERIA							7	1	4				KANO, BORNO, JIGAWA, KATSINA
SENEGAL							1						KEDOUGOU
YEMEN							2						ADEN

<sup>1</sup>contacts of positive AFP cases, community, healthy children

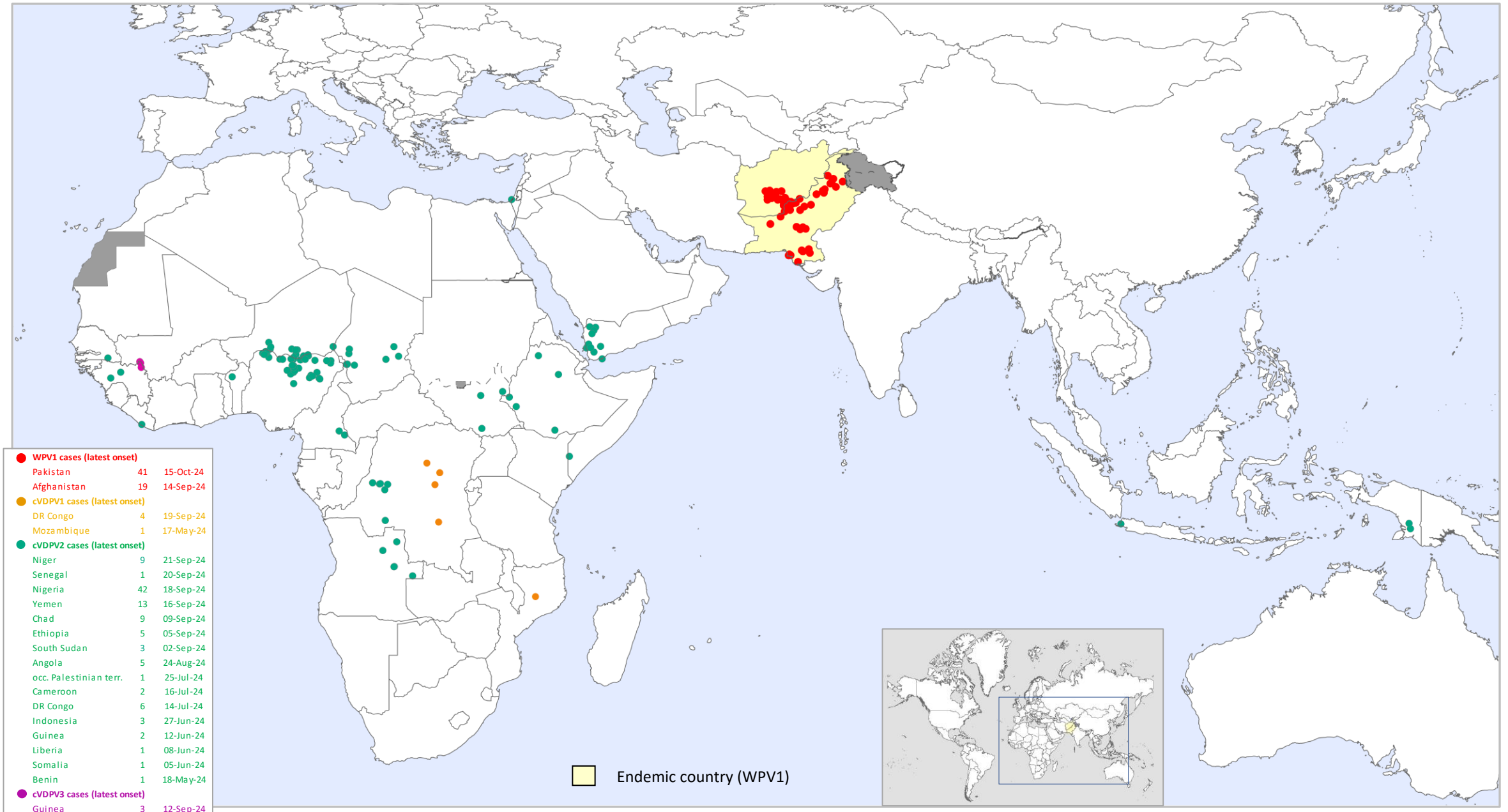
The boundaries and names shown, and the designations used in the maps in this document do not imply the expression of any opinion whatsoever on the part of the World Health Organization concerning the legal status of any country, territory, city or area or of its authorities, or concerning the delimitation of its frontiers or boundaries. Dotted lines on maps represent approximate border lines for which there may not yet be full agreement. © WHO 2024. All rights reserved

# Global WPV1 & cVDPV Cases<sup>1</sup>, Previous 12 Months<sup>2</sup>



<sup>1</sup>Excludes viruses detected from environmental surveillance; <sup>2</sup>Onset of paralysis: 06 Nov. 2023 to 05 Nov. 2024

# Global WPV1 & cVDPV Cases<sup>1</sup>, Previous 6 Months<sup>2</sup>



<sup>1</sup>Excludes viruses detected from environmental surveillance; <sup>2</sup>Onset of paralysis: 06 May 2024 to 05 Nov. 2024

# Global Wild Poliovirus 2018 - 2024

Country or territory	Wild virus type 1 confirmed cases									Wild virus type 1 reported from other sources <sup>2</sup>							
	Full year total						01 Jan-05 Nov <sup>1</sup>		Date of most recent case	Full year total						01 Jan-05 Nov	Date of most recent virus
	2018	2019	2020	2021	2022	2023	2023	2024		2018	2019	2020	2021	2022	2023	2024	
<b>Pakistan</b>	12	147	84	1	20	6	4	45	15-Oct-24	141	405	455	65	43	128	466	16-Oct-24
<b>Afghanistan</b>	21	29	56	4	2	6	6	23	14-Sep-24	83	60	49	1	22	62	91	23-Sep-24
Mozambique	0	0	0	0	8	0	0	0	10-Aug-22								
Malawi	0	0	0	1	0	0	0	0	19-Nov-21								
Iran	0	0	0	0	0	0	0	0	NA		3						20-May-19
<b>Total (Type 1)</b>	<b>33</b>	<b>176</b>	<b>140</b>	<b>6</b>	<b>30</b>	<b>12</b>	<b>10</b>	<b>68</b>		<b>224</b>	<b>468</b>	<b>504</b>	<b>66</b>	<b>65</b>	<b>190</b>	<b>557</b>	
Tot. in endemic countries	33	176	140	5	22	12	10	68									
Tot. in non-end countries	0	0	0	1	8	0	0	0									
No. of countries (infected)	2	2	2	3	3	2	2	2									
No. of countries (endemic)	3	3	3	2	2	2	2	2									
Total Female	18	72	59	2	10	4	4	26									
Total Male	15	104	81	4	20	8	6	42									

Countries in yellow are endemic. <sup>1</sup>Data reported to WHO HQ on week 45 in 2023 and 2024.

<sup>2</sup>Wild viruses from environmental samples, selected contacts, healthy children and other sources.

# Global Circulating Vaccine-derived Poliovirus (cVDPV)<sup>1,2,3</sup>

<sup>1</sup>For cVDPV definition see [http://polioeradication.org/wp-content/uploads/2016/09/Reporting-and-Classification-of-VDPVs\\_Aug2016\\_EN.pdf](http://polioeradication.org/wp-content/uploads/2016/09/Reporting-and-Classification-of-VDPVs_Aug2016_EN.pdf). <sup>2</sup> Include contact, healthy and community samples. <sup>3</sup>cVDPV1 and cVDPV2 isolated from four children (3 in 2022 and 1 in 2023)

	Country	AFP cases (Paralysis onset between 2021-2024)					Other sources (Human) <sup>2</sup> (Collection between 2021-2024)					Other sources (Environment) (Collection between 2021-2024)					
		2021	2022	2023	2024	Onset of most recent case	2021	2022	2023	2024	most recent collection date	2021	2022	2023	2024	most recent collection date	
cVDPV1 <sup>1</sup>	DR Congo		149 <sup>3</sup>	106 <sup>3</sup>	9	19-Sep-24		6			09-Oct-22						
	Mozambique		22	4	1	17-May-24		1			25-Oct-22						
	Madagascar	14	16	24		16-Sep-23	26	11	7		20-Jun-23	31	155	92		31-Jul-23	
	Malawi		4			01-Dec-22		1			19-Sep-22						
	Congo		1			15-Oct-22											
	Yemen	3				27-Mar-21											
<b>Total type 1</b>		<b>17</b>	<b>192</b>	<b>134</b>	<b>10</b>		<b>26</b>	<b>19</b>	<b>7</b>	<b>0</b>		<b>31</b>	<b>155</b>	<b>92</b>	<b>0</b>		
cVDPV2 <sup>1</sup>	Niger	18	16	3	11	21-Sep-24	1	3			19-May-22		20	4	21	09-Oct-24	
	Algeria		3			13-Dec-22		2	3		05-Jan-23		18	24	6	07-Oct-24	
	Cameroon	3	3		2	16-Jul-24					02-Aug-24	1		13	1	23-Sep-24	
	Nigeria	419	48	87	73	18-Sep-24	214	28	38	1	20-Sep-24	303	82	80	20	13-Aug-24	
	Senegal	14			1	20-Sep-24	34				27-Oct-21	14	1	1	6	20-Aug-24	
	Spain															1	16-Sep-24
	Yemen	56	161	8	35	16-Sep-24	18	33	1	1	09-Mar-24	13	26	16	7	25-Jun-24	
	Chad		44	55	13	09-Sep-24		4	6		21-Jun-23	1	7	3	10	30-Aug-24	
	Djibouti											5	12		1	08-Sep-24	
	occupied Palestinian territory				1	25-Jul-24										11	05-Sep-24
	Ethiopia	10	1	1	14	05-Sep-24					26-Mar-24					1	13-Jun-24
	South Sudan	9		3	9	02-Sep-24	5		3	4	06-May-24					7	06-Aug-24
	Angola				7	24-Aug-24				1	30-Mar-24			1	7	29-May-24	
	Ghana		3			14-Sep-22			4		01-Jun-22					1	20-Aug-24
	Egypt											12	6	11	2	01-Aug-24	
	DR Congo	28	372 <sup>3</sup>	120 <sup>3</sup>	12	14-Jul-24	6	30	10	1	07-Apr-24	3	10	37	1	24-Jan-24	
	Kenya			8		21-Aug-23	2		6	5	13-Jul-24	1		8	1	15-May-24	
	Indonesia		1	6	7	27-Jun-24		3	7	14	10-Jul-24			1	10	07-Dec-23	
	Zimbabwe			1		02-Dec-23			2		12-Nov-23			17	5	25-Jun-24	
	Guinea	6		47	5	12-Jun-24			10	1	17-Mar-24	2		29	5	28-Mar-24	
	Liberia	3			1	08-Jun-24	5			12	20-Mar-24	14		2	16	04-Jun-24	
	Somalia	1	5	8	3	05-Jun-24		4	3	3	12-Mar-24	1	4	9	3	14-May-24	
	Sierra Leone	5				28-Feb-21	8				19-Mar-21	9			15	28-May-24	
	Benin	3	13	3	1	18-May-24	2	1			01-Jun-22	1	9	4		05-Dec-23	
	Uganda											2			1	07-May-24	
	Côte d'Ivoire			6		21-Nov-23			16		25-Sep-23		3	46	22	23-Apr-24	
	Equatorial Guinea														1	26-Mar-24	
	Mozambique	2	4	1		28-Sep-23			4		08-Dec-23				1	05-Mar-24	
	Gambia											9			1	15-Feb-24	
	Sudan		1			31-Oct-22								1	5	24-Jan-24	
	Mali		2	15	1	02-Jan-24									6	24-Oct-23	
	Mauritania			1		17-Oct-23	4				19-Jul-21	7			3	13-Dec-23	
	Burkina Faso	2		3		04-Jun-23						1			3	12-Dec-23	
	Congo	2				10-Feb-21						3			2	07-Dec-23	
	Tanzania			2		14-Jul-23			6		12-Aug-23				6	20-Nov-23	
	Central African Republic		6	14		07-Oct-23			15		14-Jun-23	1	8	1		19-May-23	
	Botswana												5	5		25-Jul-23	
	Burundi		1	1		15-Jun-23		2			24-Nov-22		7	13		13-Jun-23	
	Zambia			1		03-Apr-23			4		25-May-23		3	2		06-Jun-23	
	Israel			1		13-Feb-23							55			24-Oct-22	
	Malawi													1		02-Jan-23	
	United Kingdom												6			08-Nov-22	
	United States of America		1			20-Jun-22							30			20-Oct-22	
	Togo		2			30-Sep-22							2			06-Sep-22	
	Canada												2			08-Sep-22	
	Eritrea	1	1			02-Mar-22											
	Ukraine	2				24-Dec-21	18				09-Oct-21						
Pakistan	8				23-Apr-21						35				13-Aug-21		
Guinea-Bissau	3				15-Jul-21	1				26-Jul-21							
Tajikistan	35				25-Jul-21	22				24-May-21	17				22-Mar-21		
Afghanistan	41				09-Jul-21	2				03-May-21	40				23-Jun-21		
Iran											1				20-Feb-21		
<b>Total type 2</b>		<b>671</b>	<b>688</b>	<b>395</b>	<b>196</b>		<b>345</b>	<b>114</b>	<b>134</b>	<b>82</b>		<b>496</b>	<b>338</b>	<b>351</b>	<b>181</b>		
cVDPV3 <sup>1</sup>	Guinea				3	12-Sep-24									3	06-Aug-24	
	French Guiana																
	Israel		1			12-Feb-22		3			24-Mar-22	5	25			15-Mar-22	
	occupied Palestinian territory											7	9			12-Mar-22	
	China										22-Jul-20	1				25-Jan-21	
<b>Total type 3</b>		<b>0</b>	<b>1</b>	<b>0</b>	<b>3</b>		<b>0</b>	<b>3</b>	<b>0</b>	<b>0</b>		<b>13</b>	<b>34</b>	<b>0</b>	<b>3</b>		
Gender	Female (all sero type)	294	374	221	97												
	Male (all sero type)	391	500	301	112												
	Gender Unknown	3	4	6													

Environmental surveillance for poliovirus in selected sewage sites established and working

Changes from previous week

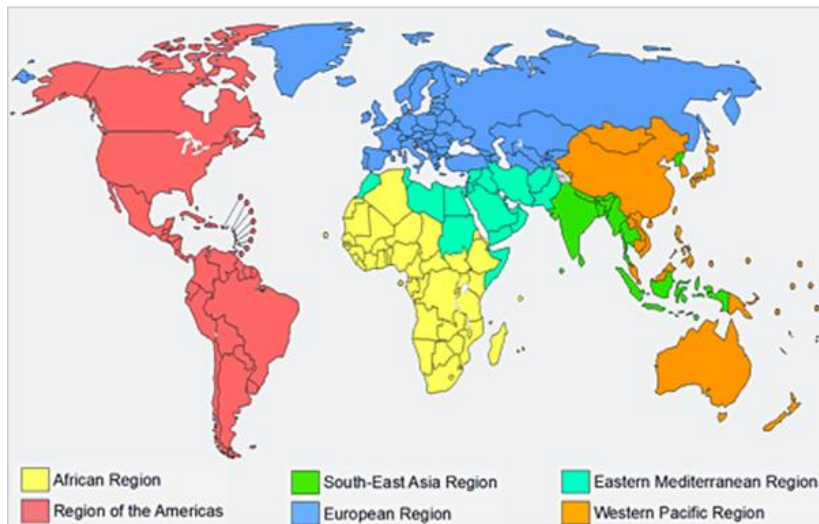
# Global Surveillance Indicators: Year to Date Comparison

## 2023 & 2024: 01 Jan. to 05 Nov. 2024\*

WHO Region	AFP cases		Wild poliovirus cases		cVDPV <sup>1</sup> cases		Polio compatibles		Pending final classification		
									Total		> 90 days
	2023	2024	2023	2024	2023	2024	2023	2024	2023	2024	2024
<b>African</b>	28,186	32,420	0	0	332	163	53	83	3,148	2,700	862
<b>Central</b>	6,210	6,809	0	0	233	43	24	47	549	487	133
<b>South/East</b>	7,583	7,652	0	0	37	24	21	24	1,321	931	413
<b>West</b>	14,393	17,959	0	0	62	96	8	12	1,278	1,282	316
<b>American</b>	1,611	1,569	0	0	0	0	0	0	324	306	201
<b>Eastern Mediterranean</b>	25,693	27,793	10	68	7	39	0	1	2,350	2,589	595
<b>European</b>	1,069	1,062	0	0	1	0	0	0	270	256	80
<b>South East Asian</b>	27,780	29,608	0	0	3	7	0	1	3,505	3,440	1,121
<b>Western Pacific</b>	4,943	5,361	0	0	0	0	0	0	2,483	2,342	1,405
<b>Global</b>	<b>89,282</b>	<b>97,813</b>	<b>10</b>	<b>68</b>	<b>343</b>	<b>209</b>	<b>53</b>	<b>85</b>	<b>12,080</b>	<b>11,633</b>	<b>4,264</b>

<sup>1</sup>cVDPV includes all three serotypes 1, 2 and 3. Please refer to slide 5 for the distribution of cases by serotype.

WHO Regions



For data at country, regional and global levels from 2000 onwards, see the WHO website at <https://extranet.who.int/polis/public/CaseCount.aspx>

\*Data reported to WHO/HQ on week 45 in 2023 and 2024