

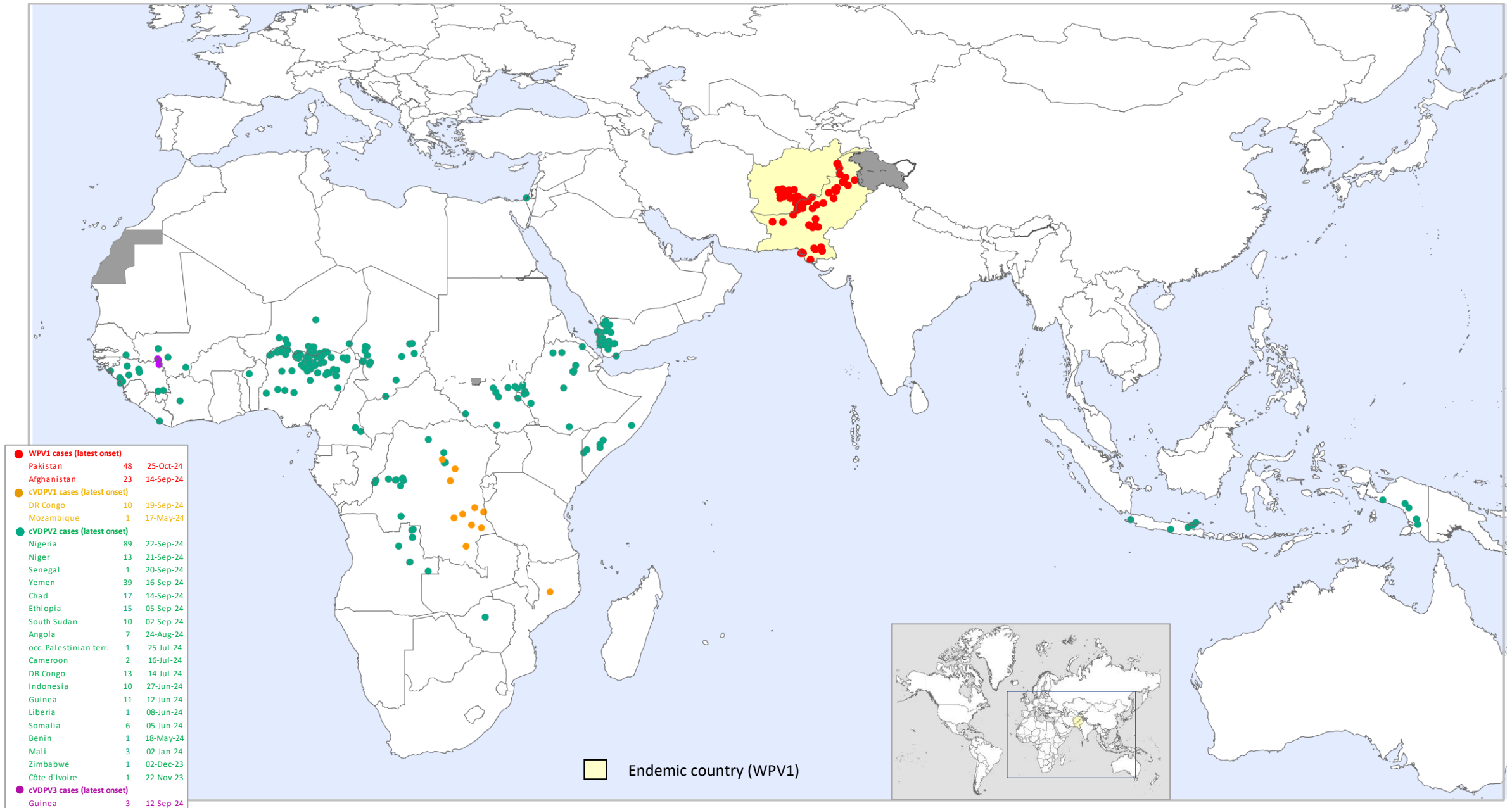
Highlights of New Wild Poliovirus and cVDPV Positives Reported Globally this Week

Country	WPV1			cVDPV1			cVDPV2			cVDPV3			Location State/Province/Governorate
	AFP	ENV	other ¹	AFP	ENV	other ¹	AFP	ENV	other ¹	AFP	ENV	other ¹	
PAKISTAN	3	19	2										BALUCHISTAN, KPAKHTUNKHWA, PUNJAB, SINDH
CHAD							2						WADI FIRA, CHARI BAGUIRMI
NIGER								1					DIFFA
NIGERIA							7		2				JIGAWA, KATSINA, YOBE, SOKOTO, KOGI
SENEGAL								1					TAMBACOUNDA

¹contacts of positive AFP cases, community, healthy children

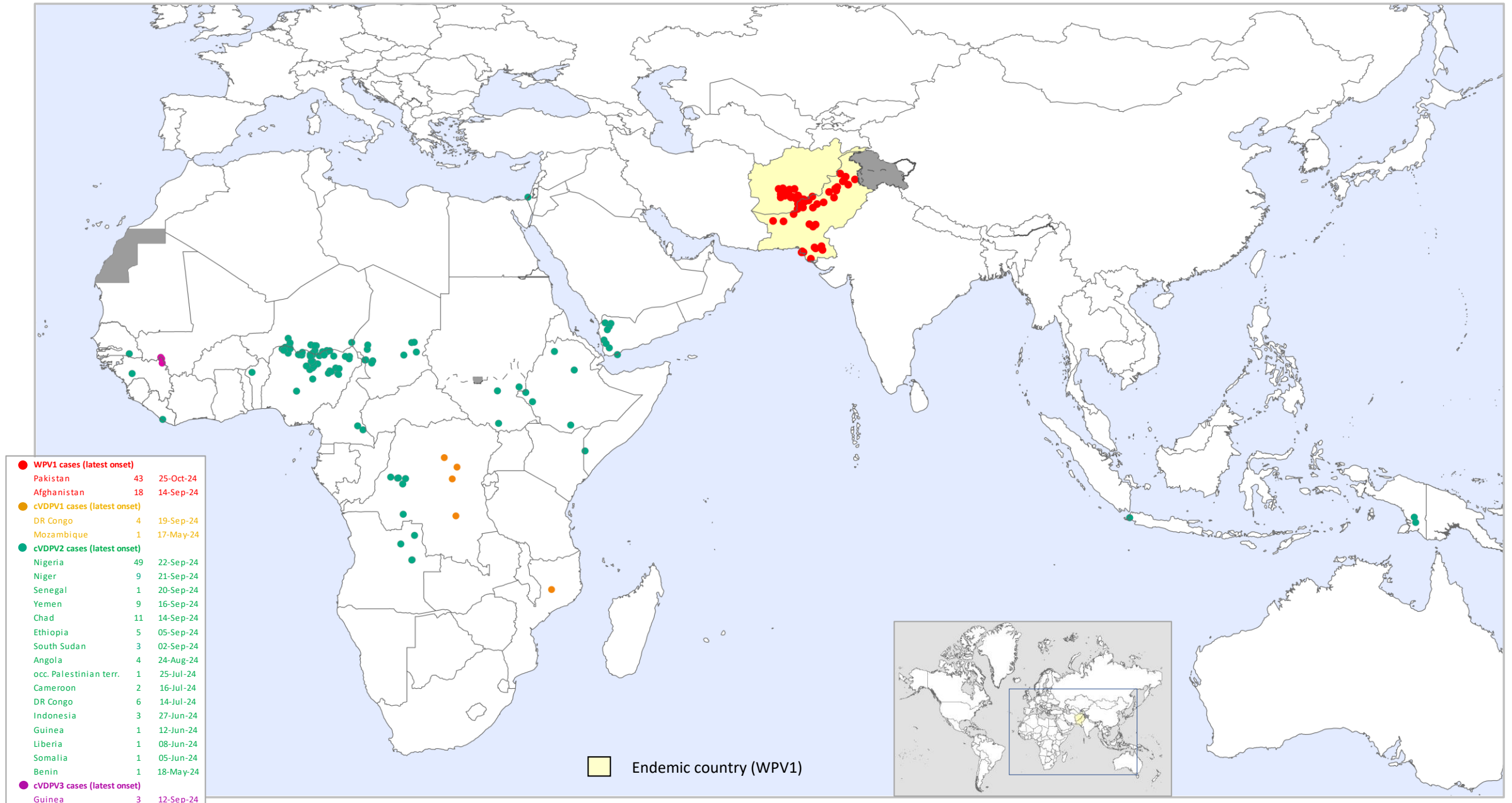
The boundaries and names shown, and the designations used in the maps in this document do not imply the expression of any opinion whatsoever on the part of the World Health Organization concerning the legal status of any country, territory, city or area or of its authorities, or concerning the delimitation of its frontiers or boundaries. Dotted lines on maps represent approximate border lines for which there may not yet be full agreement. © WHO 2024. All rights reserved

Global WPV1 & cVDPV Cases¹, Previous 12 Months²



¹Excludes viruses detected from environmental surveillance; ²Onset of paralysis: 13 Nov. 2023 to 12 Nov. 2024

Global WPV1 & cVDPV Cases¹, Previous 6 Months²



¹Excludes viruses detected from environmental surveillance; ²Onset of paralysis: 13 May 2024 to 12 Nov. 2024

Global Wild Poliovirus 2018 - 2024

Country or territory	Wild virus type 1 confirmed cases									Wild virus type 1 reported from other sources ²							
	Full year total						01 Jan-12 Nov ¹		Date of most recent case	Full year total						01 Jan-12 Nov	Date of most recent virus
	2018	2019	2020	2021	2022	2023	2023	2024		2018	2019	2020	2021	2022	2023	2024	
Pakistan	12	147	84	1	20	6	5	48	25-Oct-24	141	405	455	65	43	128	487	22-Oct-24
Afghanistan	21	29	56	4	2	6	6	23	14-Sep-24	83	60	49	1	22	62	91	23-Sep-24
Mozambique	0	0	0	0	8	0	0	0	10-Aug-22								
Malawi	0	0	0	1	0	0	0	0	19-Nov-21								
Iran	0	0	0	0	0	0	0	0	NA		3						20-May-19
Total (Type 1)	33	176	140	6	30	12	11	71		224	468	504	66	65	190	578	
Tot. in endemic countries	33	176	140	5	22	12	11	71									
Tot. in non-end countries	0	0	0	1	8	0	0	0									
No. of countries (infected)	2	2	2	3	3	2	2	2									
No. of countries (endemic)	3	3	3	2	2	2	2	2									
Total Female	18	72	59	2	10	4	4	26									
Total Male	15	104	81	4	20	8	7	45									

Countries in yellow are endemic. ¹Data reported to WHO HQ on week 46 in 2023 and 2024.

²Wild viruses from environmental samples, selected contacts, healthy children and other sources.

Global Circulating Vaccine-derived Poliovirus (cVDPV)^{1,2,3}

	Country	AFP cases (Paralysis onset between 2021-2024)					Other sources (Human) ² (Collection between 2021-2024)					Other sources (Environment) (Collection between 2021-2024)					
		2021	2022	2023	2024	Onset of most recent case	2021	2022	2023	2024	most recent collection date	2021	2022	2023	2024	most recent collection date	
cVDPV1 ¹	DR Congo		149 ³	106 ³	9	19-Sep-24		6			09-Oct-22						
	Mozambique		22	4	1	17-May-24		1			25-Oct-22						
	Madagascar	14	16	24		16-Sep-23	26	11	7		20-Jun-23	31	155	92		31-Jul-23	
	Malawi		4			01-Dec-22		1			19-Sep-22						
	Congo		1			15-Oct-22											
	Yemen	3				27-Mar-21											
Total type 1		17	192	134	10		26	19	7	0		31	155	92	0		
cVDPV2 ¹	Niger	18	16	3	11	21-Sep-24	1	3			19-May-22		20	4	22	09-Oct-24	
	Algeria		3			13-Dec-22		2	3		05-Jan-23		18	24	6	07-Oct-24	
	Senegal	14			1	20-Sep-24	34				27-Oct-21	14	1	1	7	29-Sep-24	
	Nigeria	419	48	87	80	22-Sep-24	214	28	38	39	26-Sep-24	303	82	80	20	20	13-Aug-24
	Cameroon	3	3		2	16-Jul-24	3			1	02-Aug-24	1		13	1	1	23-Sep-24
	Spain															1	16-Sep-24
	Yemen	56	161	8	35	16-Sep-24	18	33	1	1	09-Mar-24	13	26	16	7	7	25-Jun-24
	Chad		44	55	15	14-Sep-24		4	6		21-Jun-23	1	7	3	10	10	30-Aug-24
	Djibouti											5	12			1	08-Sep-24
	occupied Palestinian territory					25-Jul-24										11	05-Sep-24
	Ethiopia	10	1	1	14	05-Sep-24				2	26-Mar-24					1	13-Jun-24
	South Sudan	9		3	9	02-Sep-24	5		3	4	06-May-24					7	06-Aug-24
	Angola				7	24-Aug-24				1	30-Mar-24				1	7	29-May-24
	Ghana		3			14-Sep-22		4			01-Jun-22		21			1	20-Aug-24
	Egypt											12	6	11	2	2	01-Aug-24
	DR Congo	28	372 ³	120 ³	12	14-Jul-24	6	30	10	1	07-Apr-24	3	10	37	1	1	24-Jan-24
	Kenya			8		21-Aug-23	2		6	5	13-Jul-24	1		8	1	1	15-May-24
	Indonesia		1	6	7	27-Jun-24		3	7	14	10-Jul-24						07-Dec-23
	Zimbabwe			1		02-Dec-23			2		12-Nov-23			17	10		25-Jun-24
	Guinea	6		47	5	12-Jun-24			10	1	17-Mar-24	2		29	5	5	28-Mar-24
	Liberia	3			1	08-Jun-24	5			12	20-Mar-24	14		2	16		04-Jun-24
	Somalia	1	5	8	3	05-Jun-24		4	3	3	12-Mar-24	1	4	9	3	3	14-May-24
	Sierra Leone	5				28-Feb-21	8				19-Mar-21	9			15		28-May-24
	Benin	3	13	3	1	18-May-24	2	1			01-Jun-22	1	9	4		15	05-Dec-23
	Uganda											2				1	07-May-24
	Côte d'Ivoire			6		21-Nov-23			16		25-Sep-23		3	46	22	22	23-Apr-24
	Equatorial Guinea															1	26-Mar-24
	Mozambique	2	4	1		28-Sep-23			4		08-Dec-23					1	05-Mar-24
	Gambia											9				1	15-Feb-24
	Sudan		1			31-Oct-22								1	5	2	24-Jan-24
	Mali		2	15	1	02-Jan-24									6		24-Oct-23
	Mauritania			1		17-Oct-23	4				19-Jul-21	7		3			13-Dec-23
	Burkina Faso			3		04-Jun-23						1		1			12-Dec-23
	Congo	2				10-Feb-21						3		2			07-Dec-23
	Tanzania			2		14-Jul-23			6		12-Aug-23			6			20-Nov-23
	Central African Republic		6	14		07-Oct-23			15		14-Jun-23	1	8	1			19-May-23
	Botswana												5	5			25-Jul-23
	Burundi		1	1		15-Jun-23		2			24-Nov-22			7	13		13-Jun-23
	Zambia			1		03-Apr-23			4		25-May-23			3	2		06-Jun-23
	Israel			1		13-Feb-23							55				24-Oct-22
	Malawi														1		02-Jan-23
	United Kingdom													6			08-Nov-22
	United States of America		1			20-Jun-22								30			20-Oct-22
	Togo		2			30-Sep-22								2			06-Sep-22
	Canada													2			08-Sep-22
	Eritrea	1	1			02-Mar-22											
	Ukraine	2				24-Dec-21	18				09-Oct-21						
	Pakistan	8				23-Apr-21						35					13-Aug-21
	Guinea-Bissau	3				15-Jul-21					26-Jul-21						
	Tajikistan	35				25-Jul-21					24-May-21						22-Mar-21
Afghanistan	41				09-Jul-21					03-May-21						23-Jun-21	
Iran																20-Feb-21	
Total type 2		671	688	395	205		345	114	134	84		496	338	351	183		
cVDPV3 ¹	Guinea				3	12-Sep-24									3	06-Aug-24	
	French Guiana																
	Israel		1			12-Feb-22		3			24-Mar-22	5	25			15-Mar-22	
	occupied Palestinian territory											7	9			12-Mar-22	
China													1			25-Jan-21	
Total type 3		0	1	0	3		0	3	0	0		13	34	0	3		
Gender	Female (all sero type)	294	374	221	100												
	Male (all sero type)	391	500	301	118												
	Gender Unknown	3	4	6													

¹For cVDPV definition see http://polioeradication.org/wp-content/uploads/2016/09/Reporting-and-Classification-of-VDPVs_Aug2016_EN.pdf. ² Include contact, healthy and community samples. ³cVDPV1 and cVDPV2 isolated from four children (3 in 2022 and 1 in 2023)

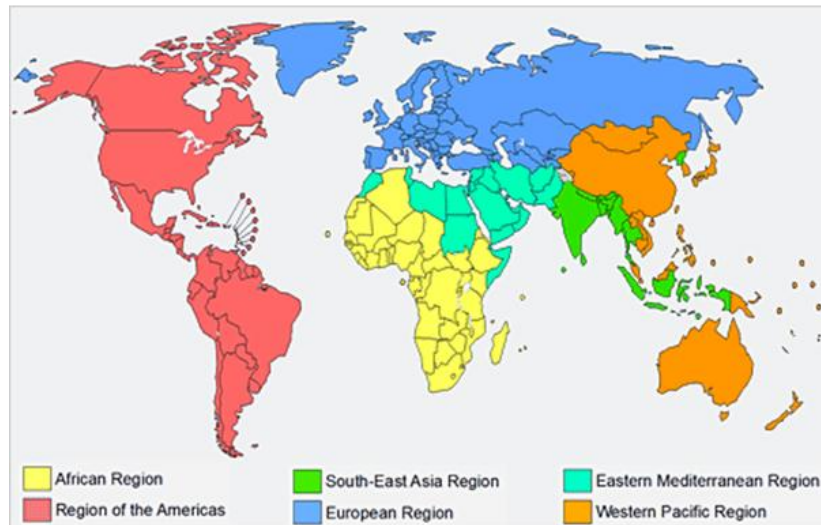
Global Surveillance Indicators: Year to Date Comparison

2023 & 2024: 01 Jan. to 12 Nov. 2024*

WHO Region	AFP cases		Wild poliovirus cases		cVDPV ¹ cases		Polio compatibles		Pending final classification (year to date comparison)		
									Total		> 90 days
	2023	2024	2023	2024	2023	2024	2023	2024	2023	2024	2024
African	29,080	33,434	0	0	358	172	64	90	3,246	3,110	990
Central	6,499	6,962	0	0	246	45	23	47	674	535	149
South/East	7,814	7,847	0	0	37	24	32	31	1,308	1,010	406
West	14,767	18,625	0	0	75	103	9	12	1,264	1,565	435
American	1,611	1,580	0	0	0	0	0	0	324	307	212
Eastern Mediterranean	25,671	28,662	11	71	8	39	0	1	1,742	2,676	632
European	1,069	1,078	0	0	1	0	0	0	265	268	92
South East Asian	27,774	30,099	0	0	3	7	1	1	2,864	3,251	1,194
Western Pacific	4,943	5,362	0	0	0	0	0	0	2,479	2,343	1,500
Global	90,148	100,215	11	71	370	218	65	92	10,920	11,955	4,620

¹cVDPV includes all three serotypes 1, 2 and 3. Please refer to slide 5 for the distribution of cases by serotype.

WHO Regions



For data at country, regional and global levels from 2000 onwards, see the WHO website at <https://extranet.who.int/polis/public/CaseCount.aspx>

*Data reported to WHO/HQ on week 46 in 2023 and 2024