

## 6 týden 2025 - Week 6

**Státní zdravotní ústav - National Institute of Public Health****Hlášení akutních respiračních infekcí (ARI) - Notification of acute respiratory infections**

ARI	Relativní nemocnost na 100000 obyvatel - Morbidity per 100000 population					
	0 - 5 let/ yrs	6 - 14 let/yrs	15 - 24 let/yrs	25 - 64 let/yrs	65+ let/yrs	Celkem / Total
<b>Česká republika - the Czech Republic</b>	<b>5306</b>	<b>4112</b>	<b>2602</b>	<b>1435</b>	<b>699</b>	<b>2219</b>
<i>Změna - Change [%]</i>	-2,59	-8,85	-2,91	5,28	5,11	-1,42
<i>Komplikace - Complication [%]</i>	1,97	2,47	2,09	2,18	3,68	2,31

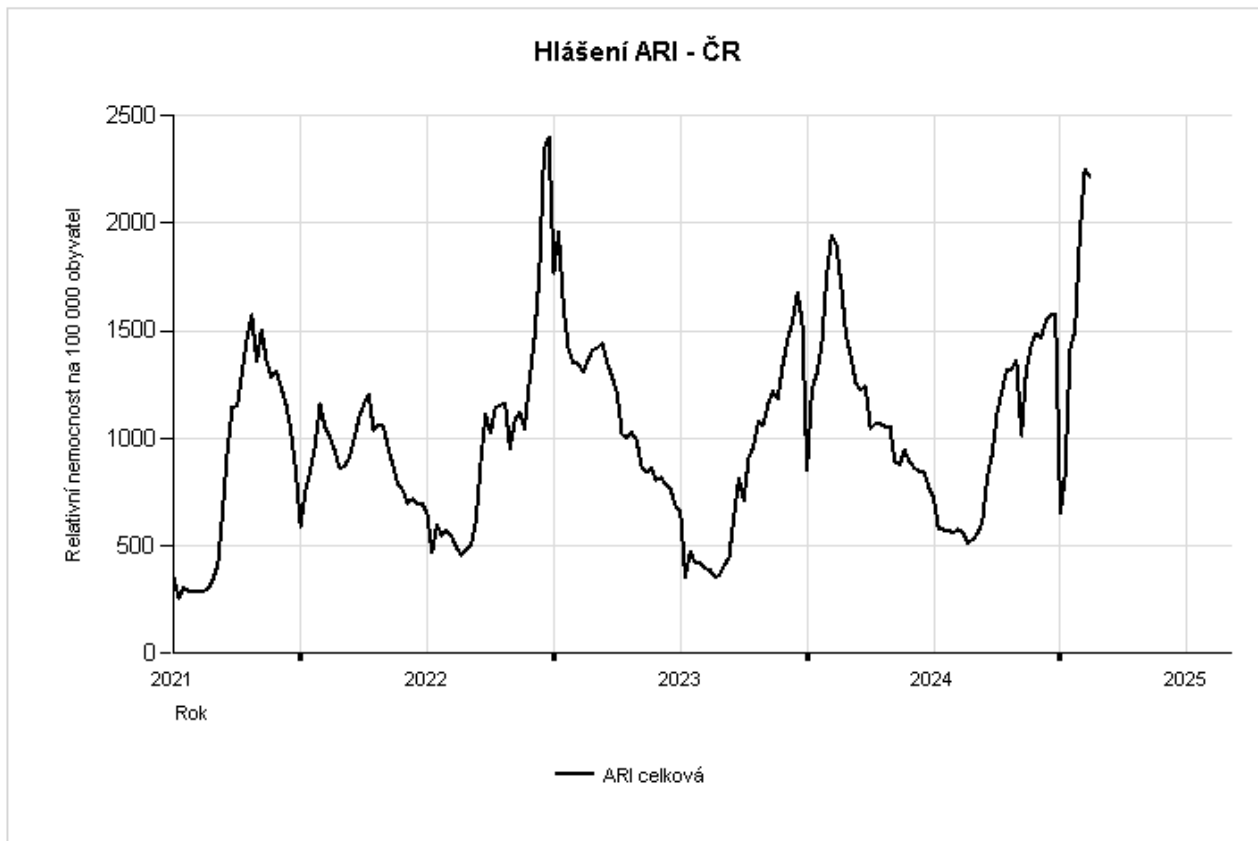
ILI	Relativní nemocnost na 100000 obyvatel - Morbidity per 100000 population					
	0 - 5 let/yrs	6 - 14 let/yrs	15 - 24 let/yrs	25 - 64 let/yrs	65+ let/yrs	Celkem / Total
<b>Česká republika - the Czech Republic</b>	<b>630</b>	<b>585</b>	<b>301</b>	<b>131</b>	<b>61</b>	<b>251</b>
<i>Změna - Change [%]</i>	-5,12	-10,69	-3,83	9,17	52,5	-2,33

# Weekly total acute respiratory infections morbidity per 100000 population

The Czech Republic



Weekly total acute respiratory infections morbidity per 100000 population.  
The Czech Republic

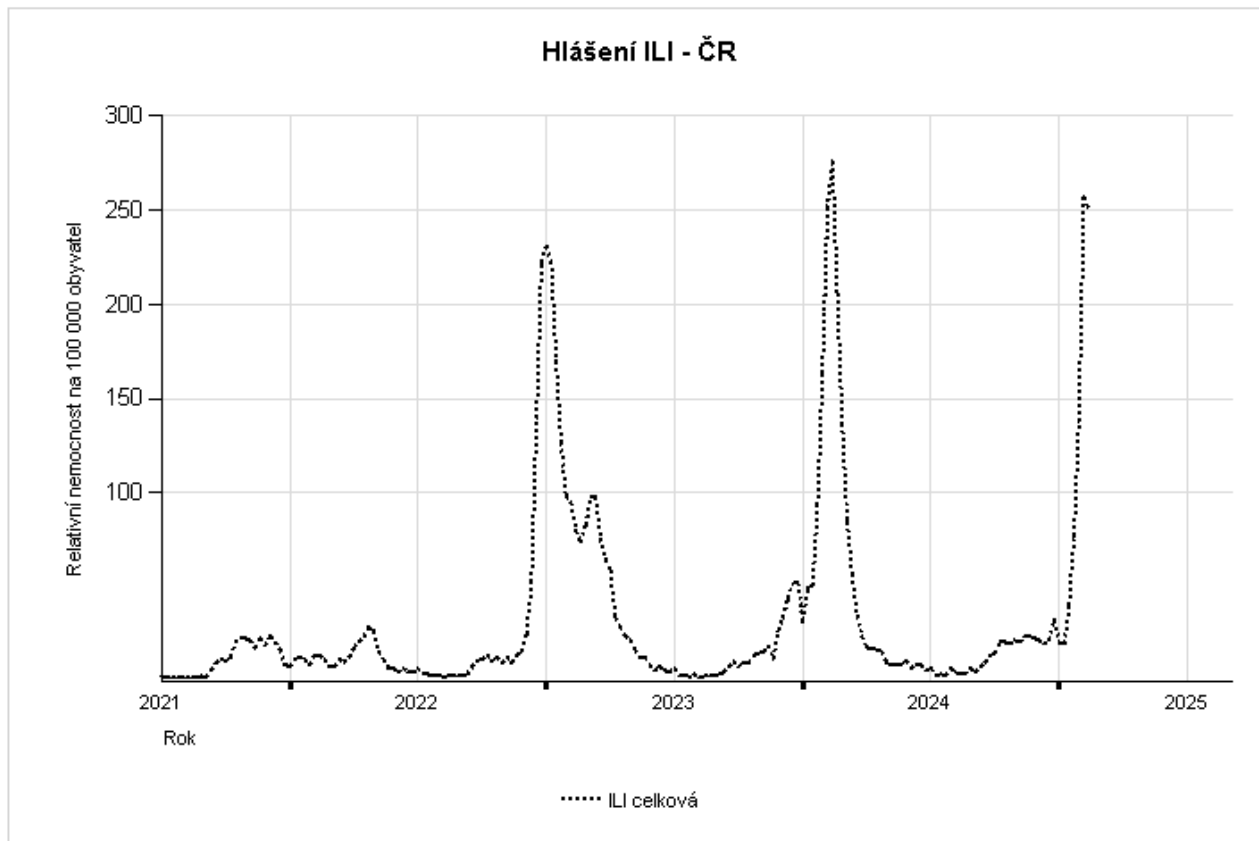


# Weekly total ILI morbidity per 100000 population

The Czech Republic



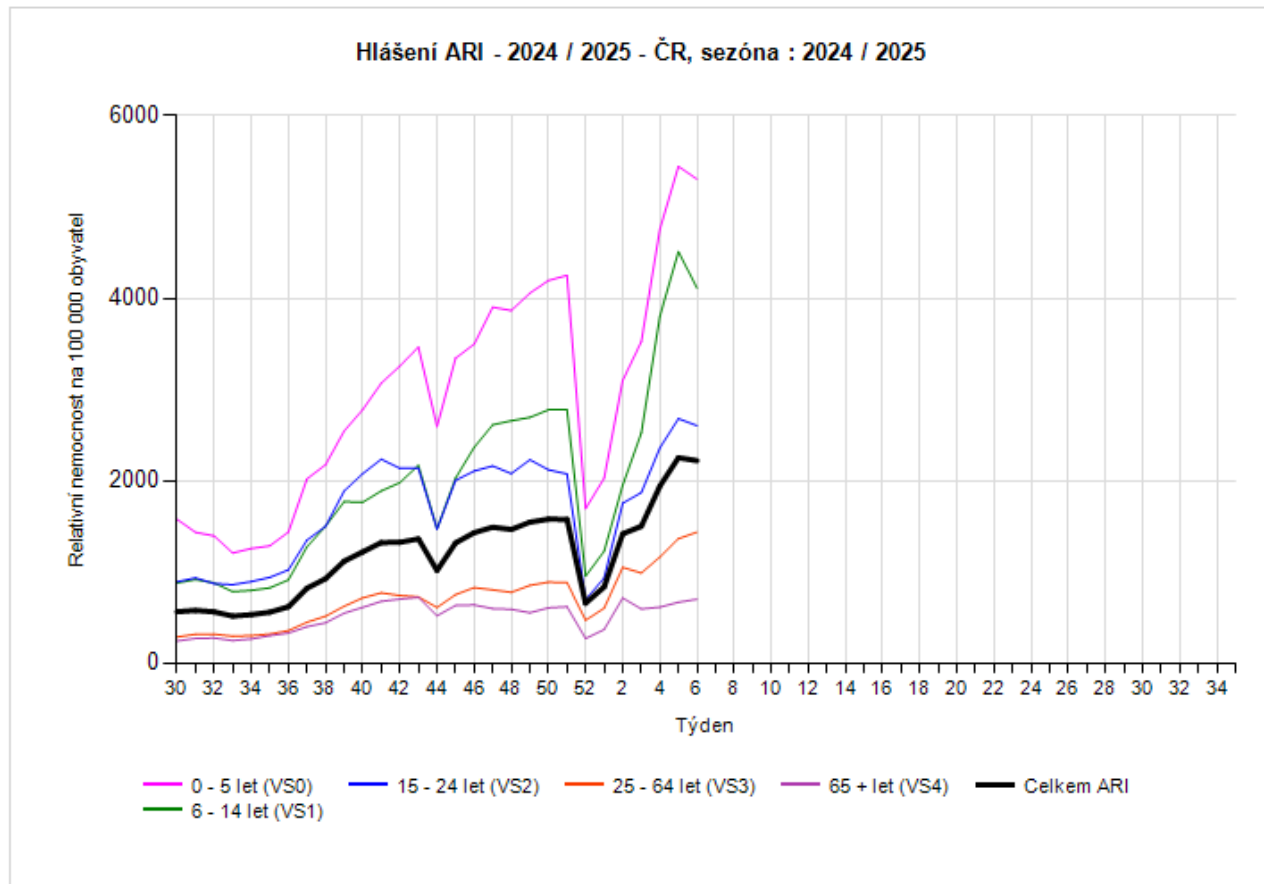
Weekly total ILI morbidity per 100000 population.  
The Czech Republic



# Weekly acute respiratory infections morbidity by age group per 100000 population, 2024/2025

The Czech Republic

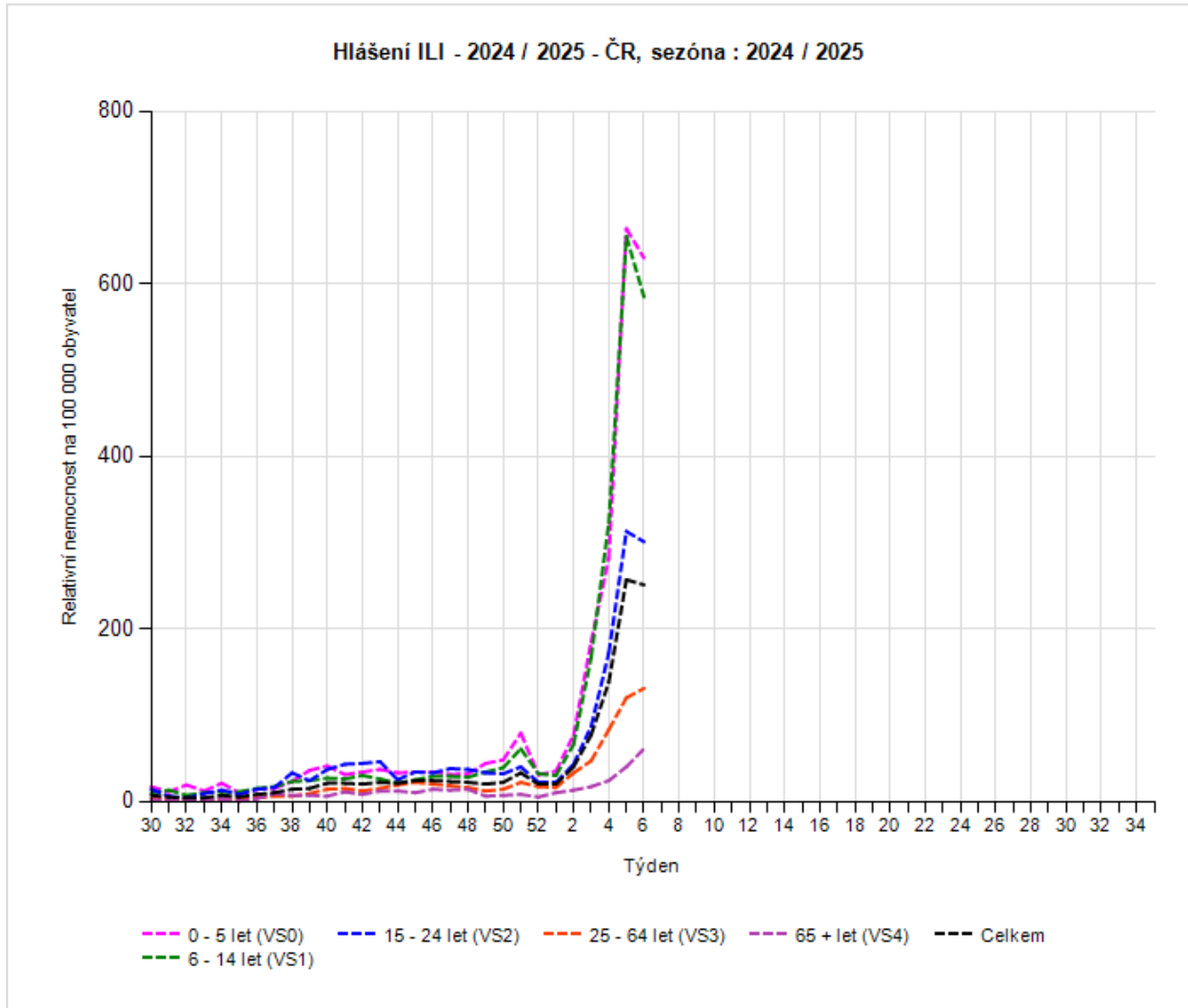
## Weekly acute respiratory infections morbidity by age group per 100000 population, 2024 / 2025 The Czech Republic



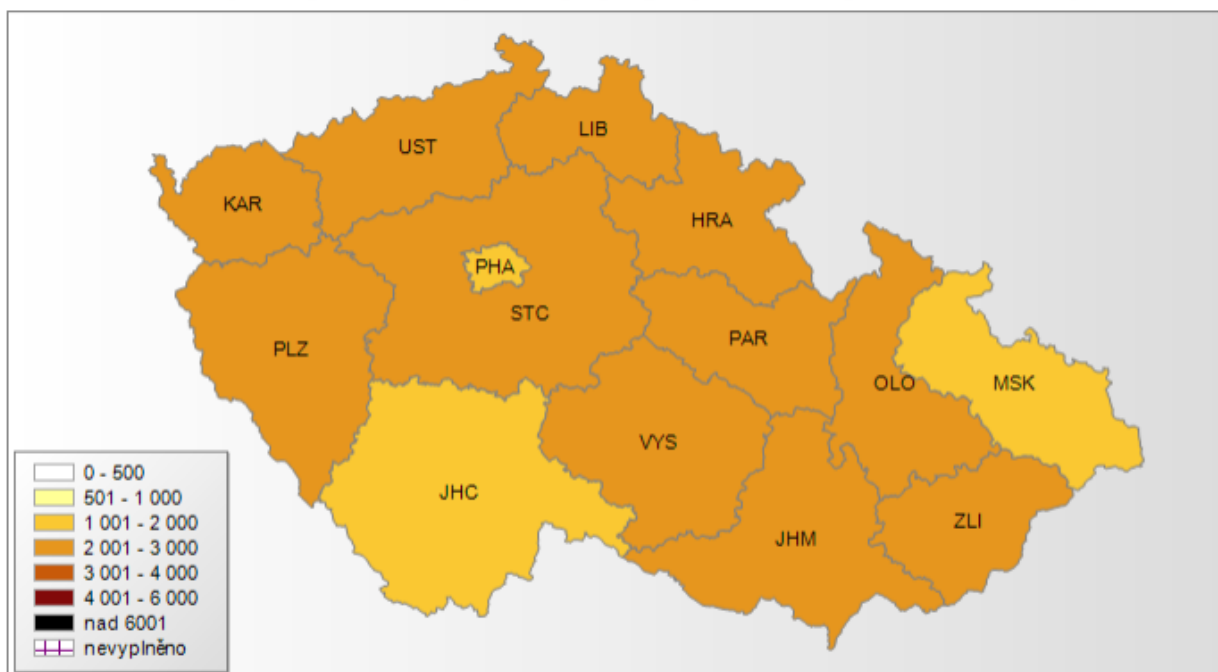
# Weekly ILI morbidity by age group per 100000 population, 2024/2025

The Czech Republic

## Weekly ILI morbidity by age group per 100000 population, 2024 / 2025 The Czech Republic

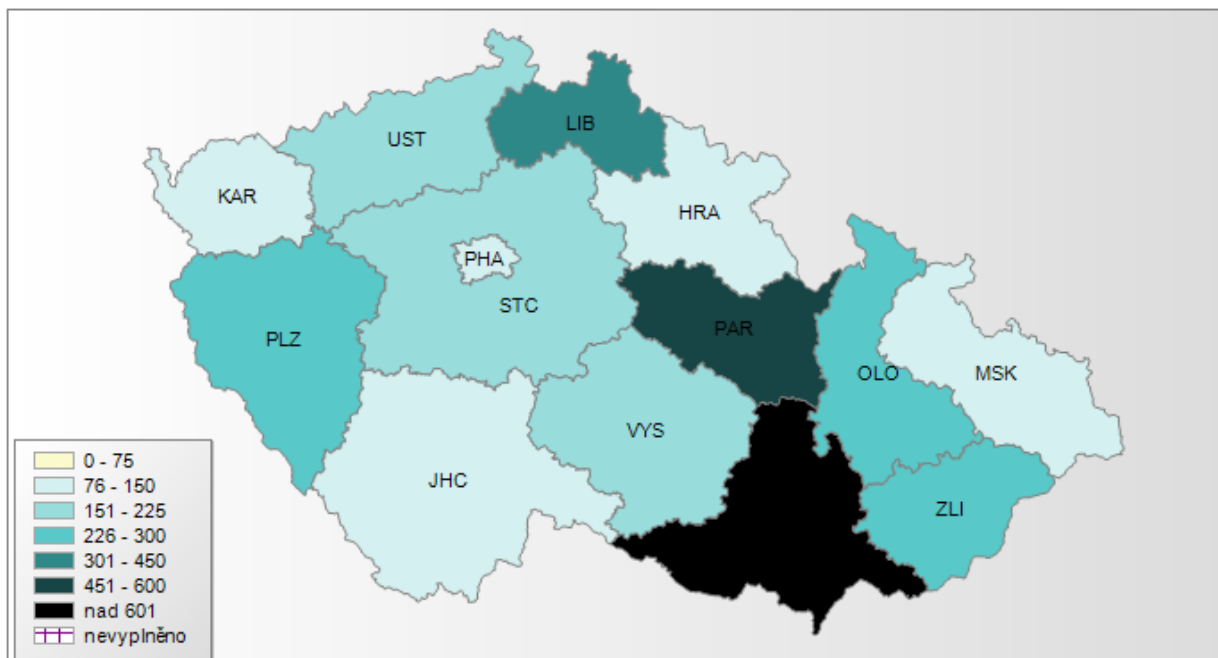


Nemocnost ARI pro kraje ČR 6/2025 (morbidity by region), rok: 2025, týden: 6, věková skup.: Celkem



Relativní nemocnost na 100000 obyvatel  
ARI  
týden 6/2025  
věková skupina Celkem

Nemocnost ILI pro kraje ČR 6/2025 (morbidity by region)rok: 2025, týden: 6, věková skup.: Celkem



Relativní nemocnost na 100000 obyvatel  
ILI  
týden 6/2025  
věková skupina Celkem