

7 týden 2025 - Week 7

Státní zdravotní ústav - National Institute of Public Health**Hlášení akutních respiračních infekcí (ARI) - Notification of acute respiratory infections**

ARI	Relativní nemocnost na 100000 obyvatel - Morbidity per 100000 population					
	0 - 5 let/yrs	6 - 14 let/yrs	15 - 24 let/yrs	25 - 64 let/yrs	65+ let/yrs	Celkem / Total
Česká republika - the Czech Republic	5041	3531	2450	1511	690	2138
<i>Změna - Change [%]</i>	<i>-4,99</i>	<i>-14,13</i>	<i>-5,84</i>	<i>5,3</i>	<i>-1,29</i>	<i>-3,65</i>
<i>Komplikace - Complication [%]</i>	<i>2,28</i>	<i>3,01</i>	<i>1,95</i>	<i>2,13</i>	<i>4,8</i>	<i>2,51</i>

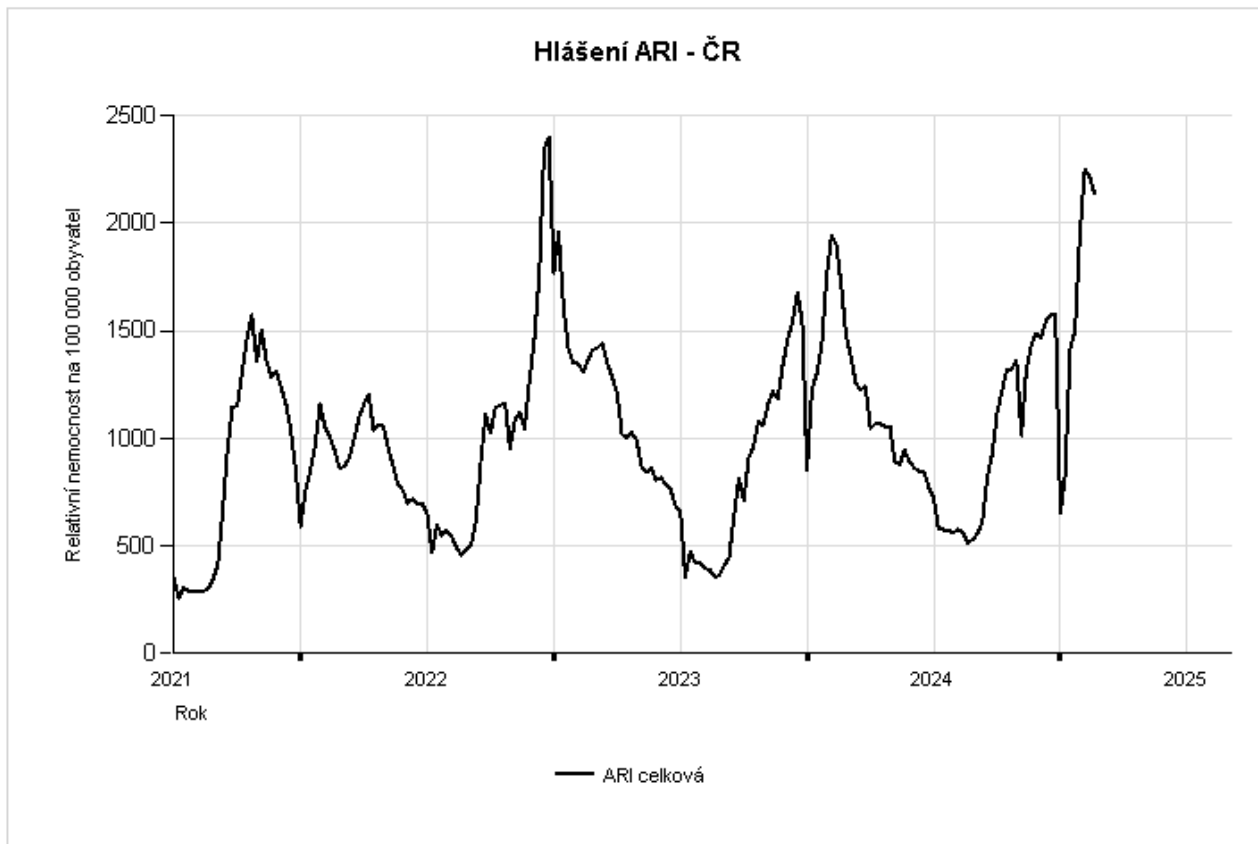
ILI	Relativní nemocnost na 100000 obyvatel - Morbidity per 100000 population					
	0 - 5 let/yrs	6 - 14 let/yrs	15 - 24 let/yrs	25 - 64 let/yrs	65+ let/yrs	Celkem / Total
Česká republika - the Czech Republic	478	445	258	181	59	240
<i>Změna - Change [%]</i>	<i>-24,13</i>	<i>-23,93</i>	<i>-14,29</i>	<i>38,17</i>	<i>-3,28</i>	<i>-4,38</i>

Weekly total acute respiratory infections morbidity per 100000 population

The Czech Republic



Weekly total acute respiratory infections morbidity per 100000 population.
The Czech Republic

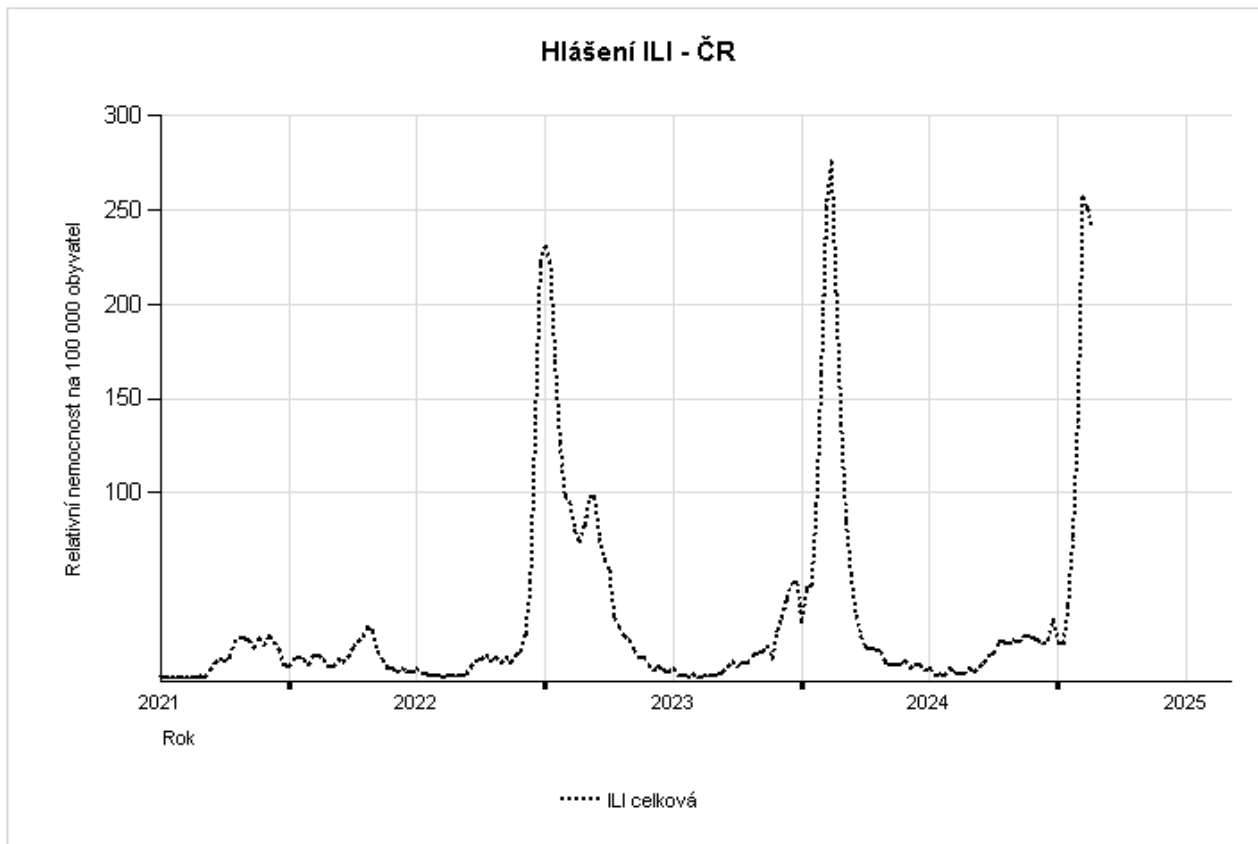


Weekly total ILI morbidity per 100000 population

The Czech Republic



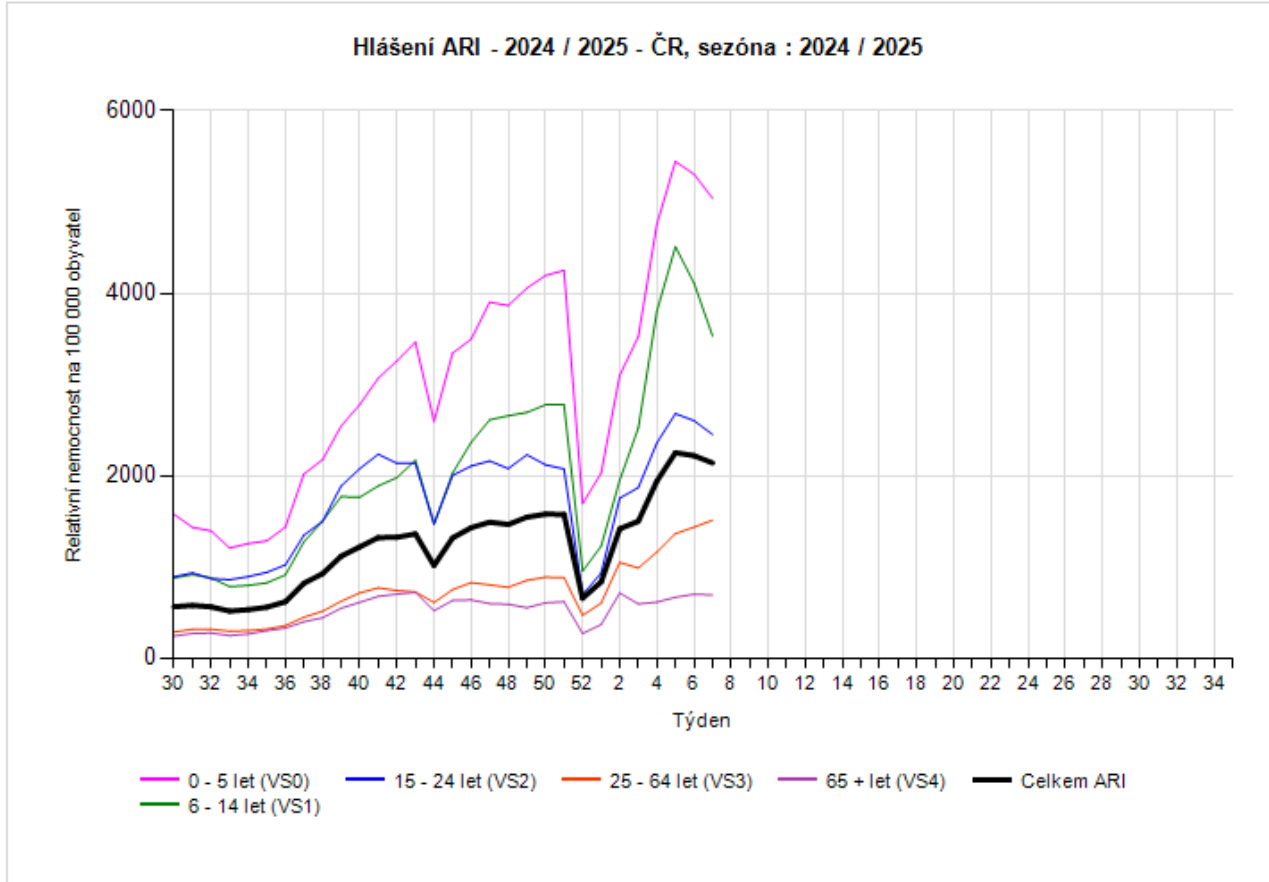
Weekly total ILI morbidity per 100000 population.
The Czech Republic



Weekly acute respiratory infections morbidity by age group per 100000 population, 2024/2025

The Czech Republic

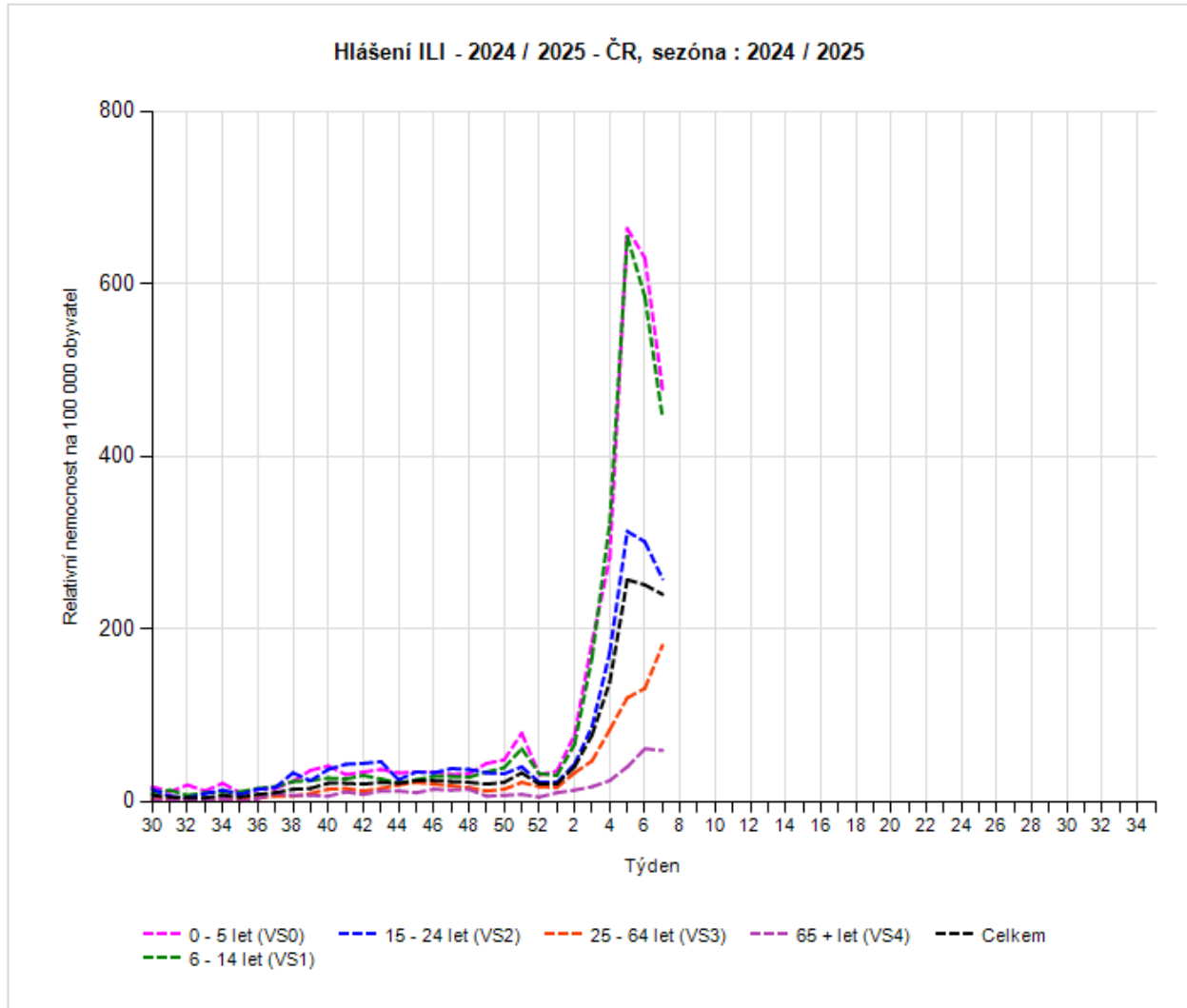
Weekly acute respiratory infections morbidity by age group per 100000 population, 2024 / 2025 The Czech Republic



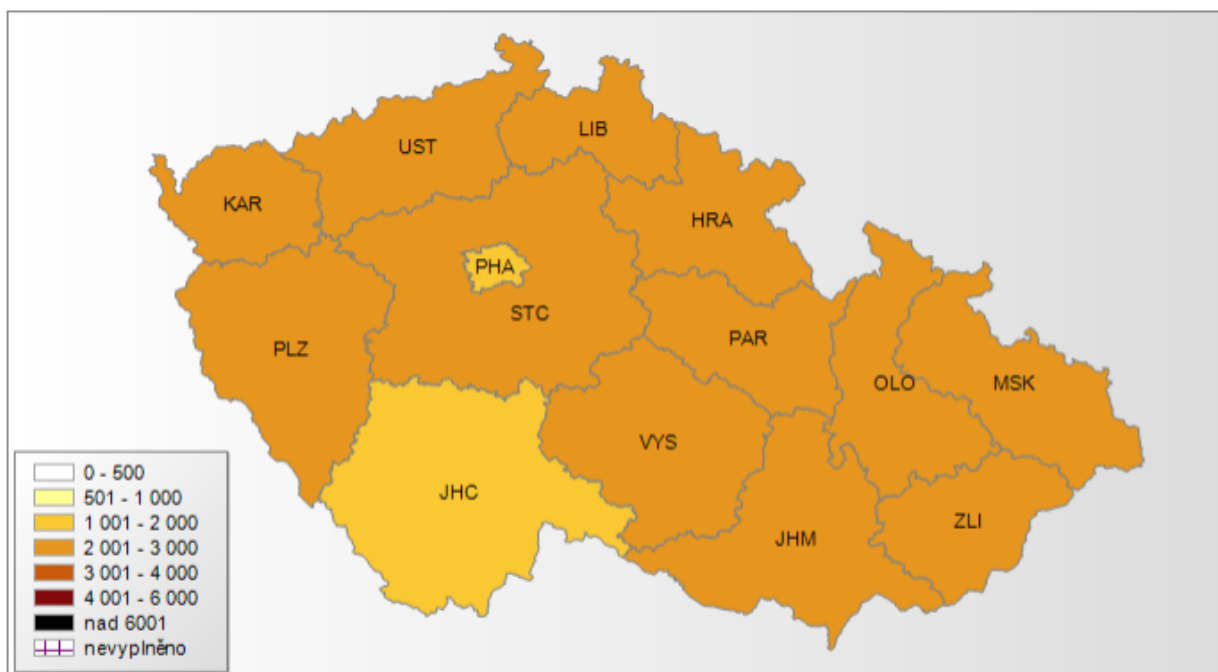
Weekly ILI morbidity by age group per 100000 population, 2024/2025

The Czech Republic

Weekly ILI morbidity by age group per 100000 population, 2024 / 2025 The Czech Republic

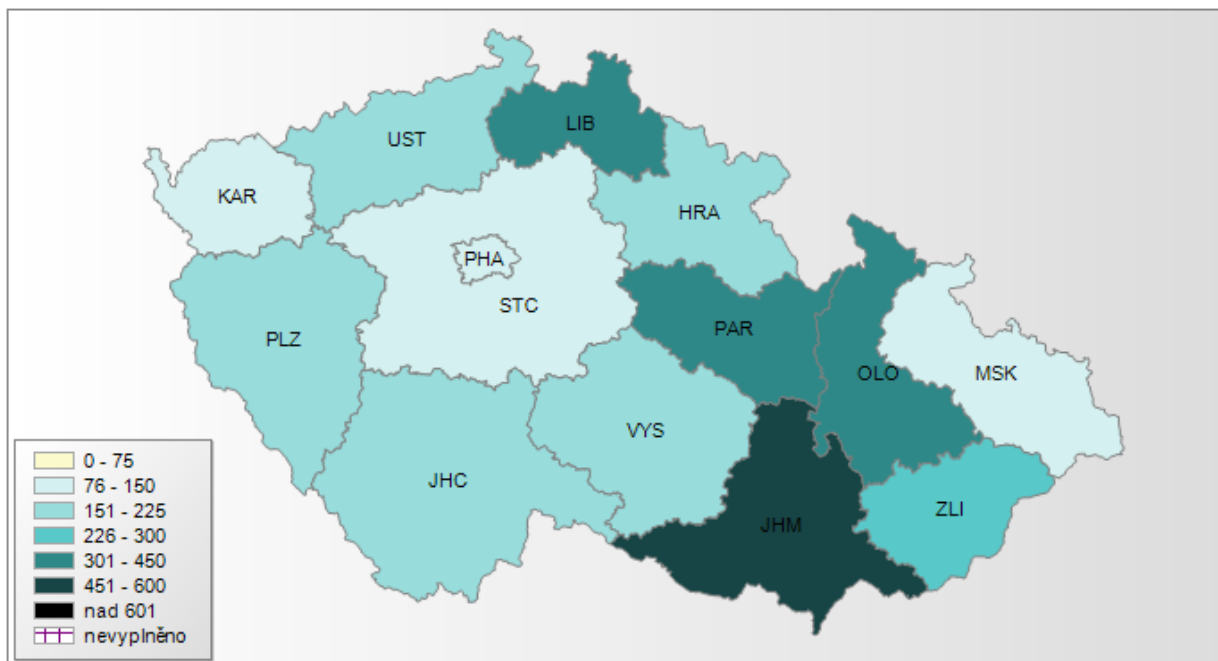


Nemocnost ARI pro kraje ČR 7/2025 (morbidity by region), rok: 2025, týden: 7, věková skup.: Celkem



Relativní nemocnost na 100000 obyvatel
ARI
týden 7/2025
věková skupina Celkem

Nemocnost ILI pro kraje ČR 7/2025 (morbidity by region)rok: 2025, týden: 7, věková skup.: Celkem



Relativní nemocnost na 100000 obyvatel
ILI
týden 7/2025
věková skupina Celkem