

## 8 týden 2025 - Week 8

**Státní zdravotní ústav - National Institute of Public Health****Hlášení akutních respiračních infekcí (ARI) - Notification of acute respiratory infections**

ARI	Relativní nemocnost na 100000 obyvatel - Morbidity per 100000 population					
	0 - 5 let/yrs	6 - 14 let/yrs	15 - 24 let/yrs	25 - 64 let/yrs	65+ let/ yrs	Celkem / Total
<b>Česká republika - the Czech Republic</b>	<b>4608</b>	<b>3126</b>	<b>2247</b>	<b>1455</b>	<b>686</b>	<b>1988</b>
<i>Změna - Change [%]</i>	-8,59	-11,47	-8,29	-3,71	-0,58	-7,02
<i>Komplikace - Complication [%]</i>	2,16	2,33	1,71	1,92	4,29	2,2

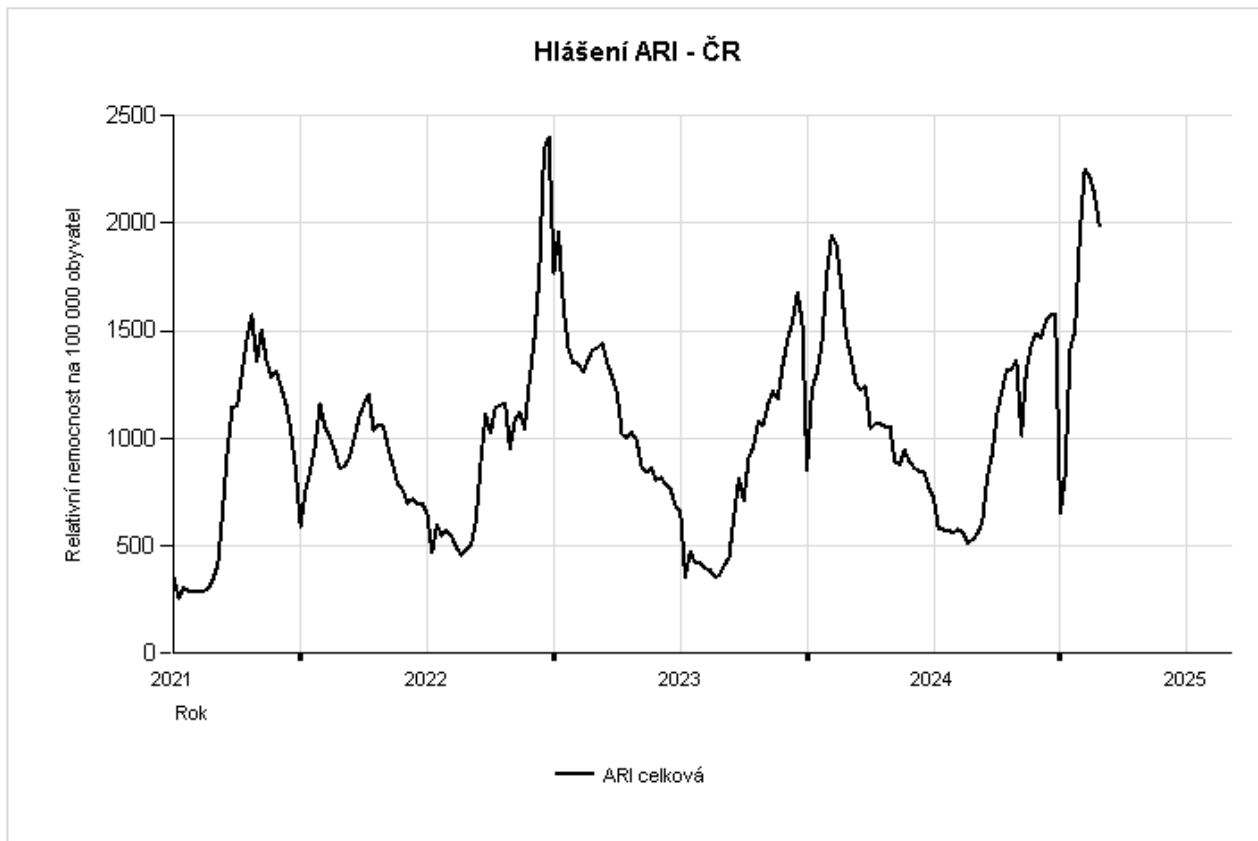
ILI	Relativní nemocnost na 100000 obyvatel - Morbidity per 100000 population					
	0 - 5 let/yrs	6 - 14 let/yrs	15 - 24 let/yrs	25 - 64 let/yrs	65+ let/ yrs	Celkem / Total
<b>Česká republika - the Czech Republic</b>	<b>424</b>	<b>336</b>	<b>218</b>	<b>147</b>	<b>51</b>	<b>196</b>
<i>Změna - Change [%]</i>	-11,3	-24,49	-15,5	-18,78	-13,56	-18,33

# Weekly total acute respiratory infections morbidity per 100000 population

The Czech Republic



Weekly total acute respiratory infections morbidity per 100000 population.  
The Czech Republic

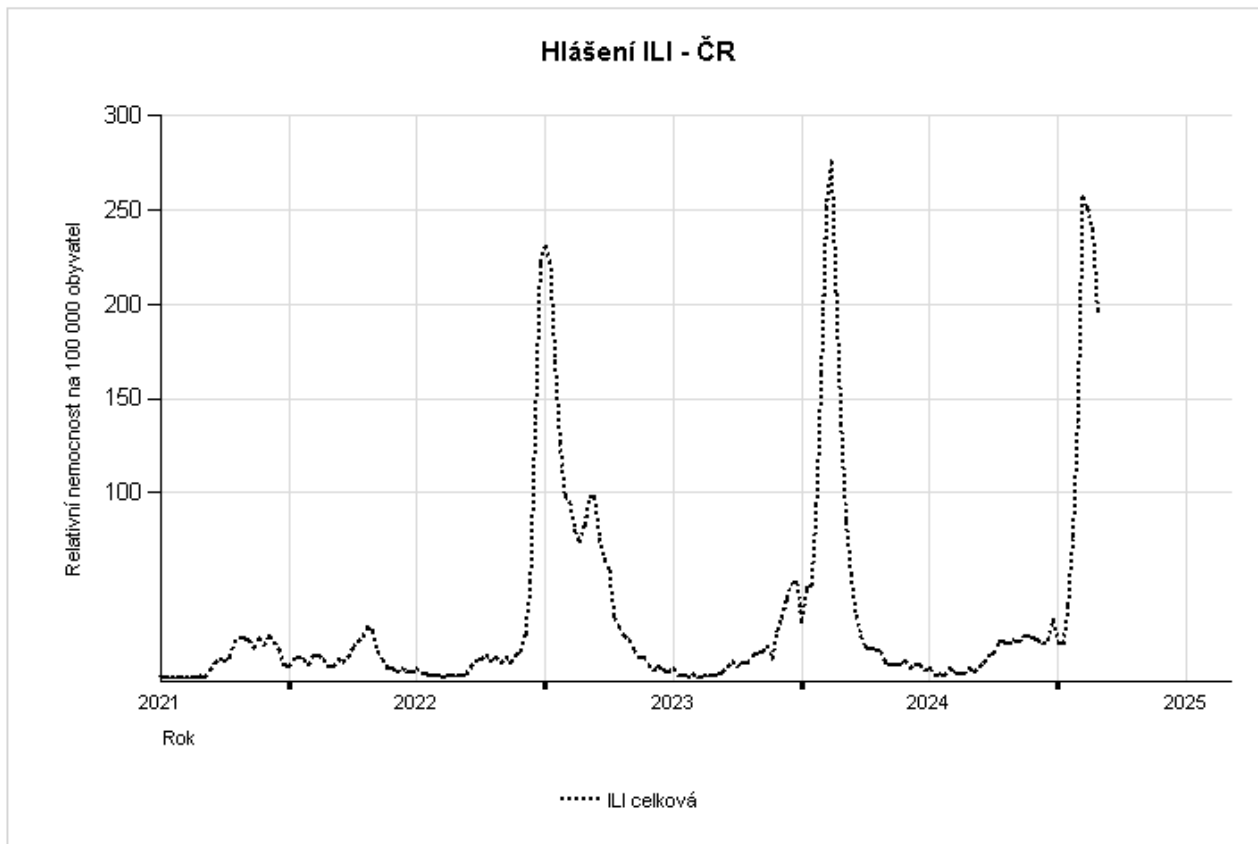


# Weekly total ILI morbidity per 100000 population

The Czech Republic



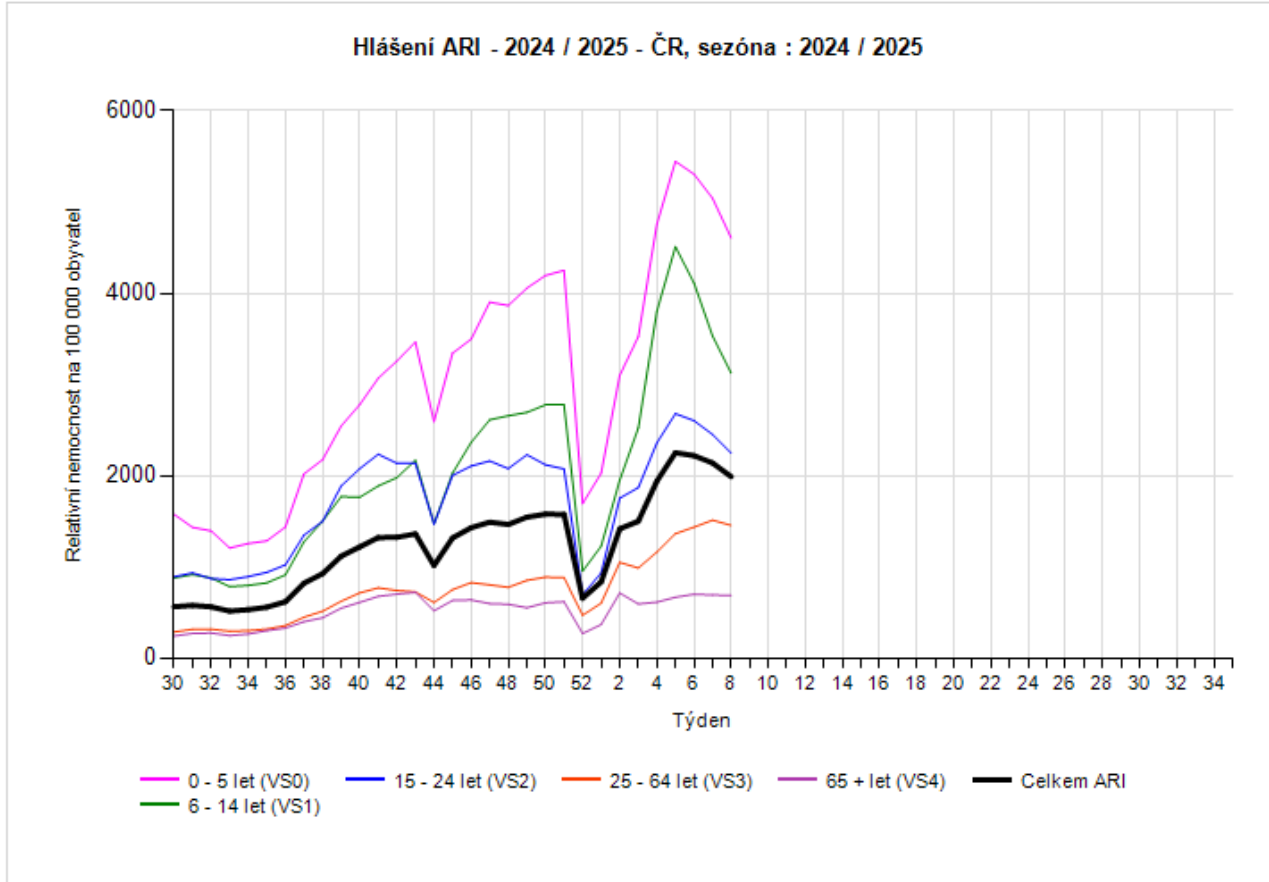
Weekly total ILI morbidity per 100000 population.  
The Czech Republic



# Weekly acute respiratory infections morbidity by age group per 100000 population, 2024/2025

The Czech Republic

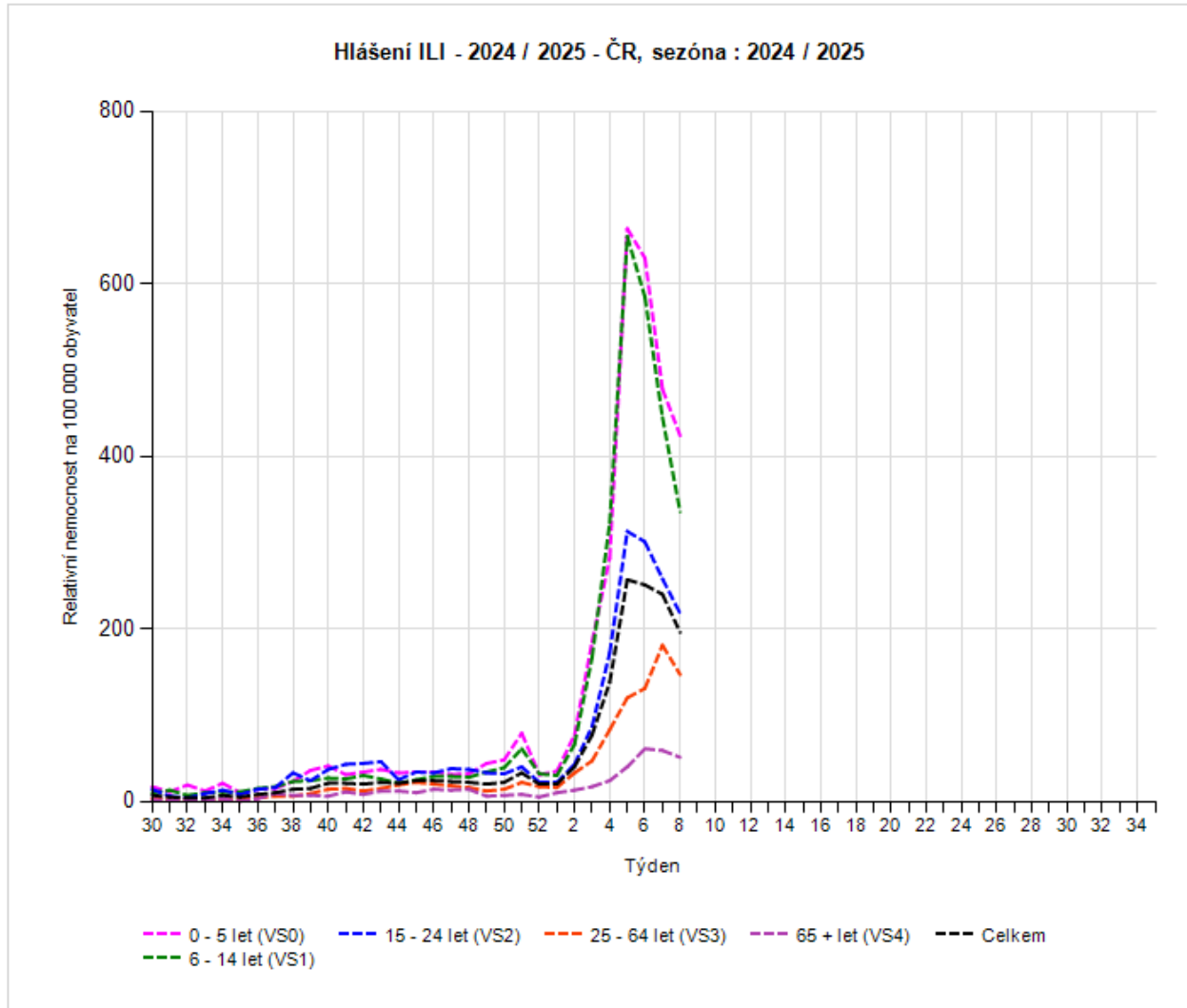
## Weekly acute respiratory infections morbidity by age group per 100000 population, 2024 / 2025 The Czech Republic



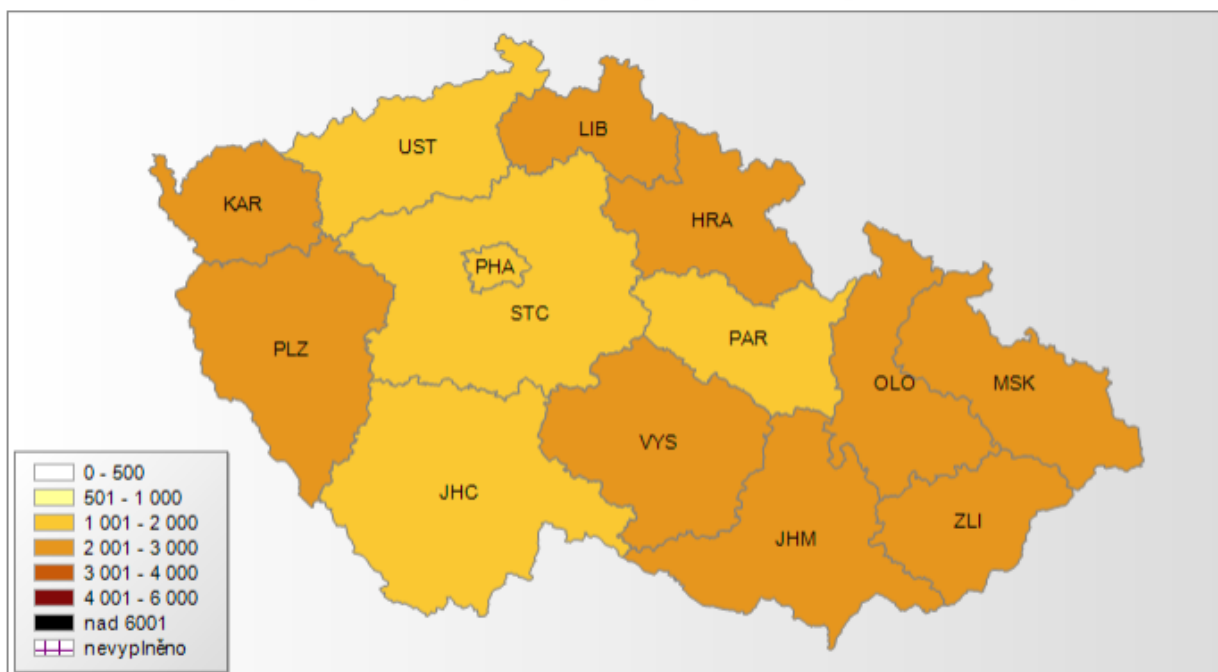
# Weekly ILI morbidity by age group per 100000 population, 2024/2025

The Czech Republic

## Weekly ILI morbidity by age group per 100000 population, 2024 / 2025 The Czech Republic

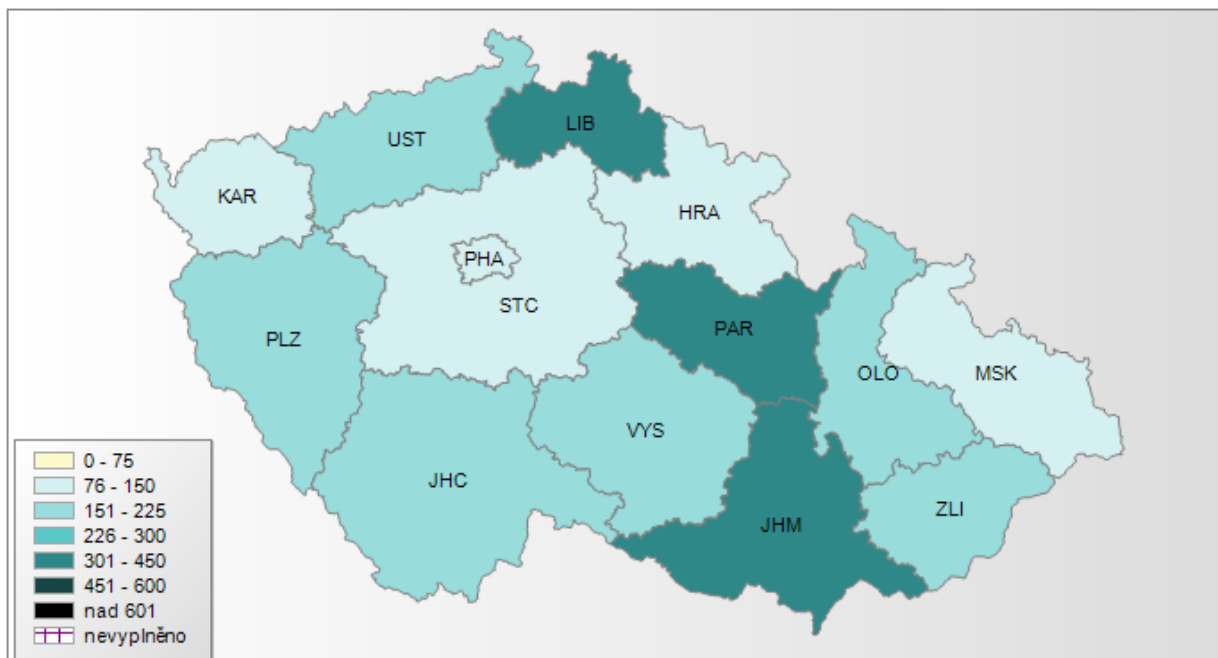


Nemocnost ARI pro kraje ČR 8/2025 (morbidity by region), rok: 2025, týden: 8, věková skup.: Celkem



Relativní nemocnost na 100000 obyvatel  
ARI  
týden 8/2025  
věková skupina Celkem

Nemocnost ILI pro kraje ČR 8/2025 (morbidity by region)rok: 2025, týden: 8, věková skup.: Celkem



Relativní nemocnost na 100000 obyvatel  
ILI  
týden 8/2025  
věková skupina Celkem