

Highlights of New Wild Poliovirus and cVDPV Positives Reported Globally this Week

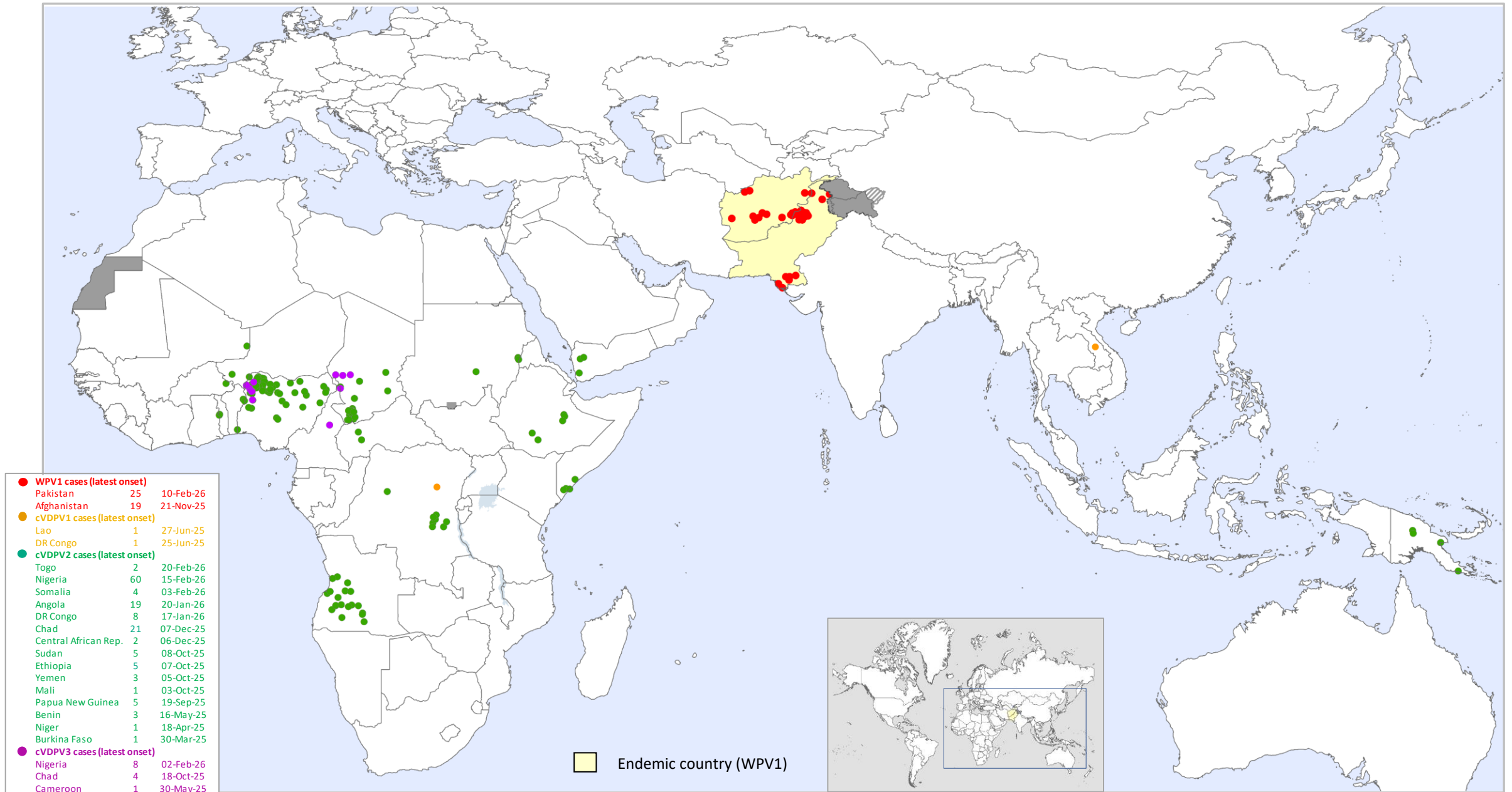
Country	WPV1			cVDPV1			cVDPV2			cVDPV3			Location State/Province/Governorate
	AFP	ENV	other ¹	AFP	ENV	other ¹	AFP	ENV	other ¹	AFP	ENV	other ¹	
NAMIBIA								1					KHOMAS
TOGO							1		3				CENTRALE
UNITED KINGDOM								1					ENGLAND

¹contacts of positive AFP cases, community, healthy children

The boundaries and names shown, and the designations used in the maps in this document do not imply the expression of any opinion whatsoever on the part of the World Health Organization concerning the legal status of any country, territory, city or area or of its authorities, or concerning the delimitation of its frontiers or boundaries. Dotted lines on maps represent approximate border lines for which there may not yet be full agreement. As of 27 May 2025, Indonesia is part of the Western Pacific Region and no longer of the South-East Asia Region. © WHO 2026. All rights reserved

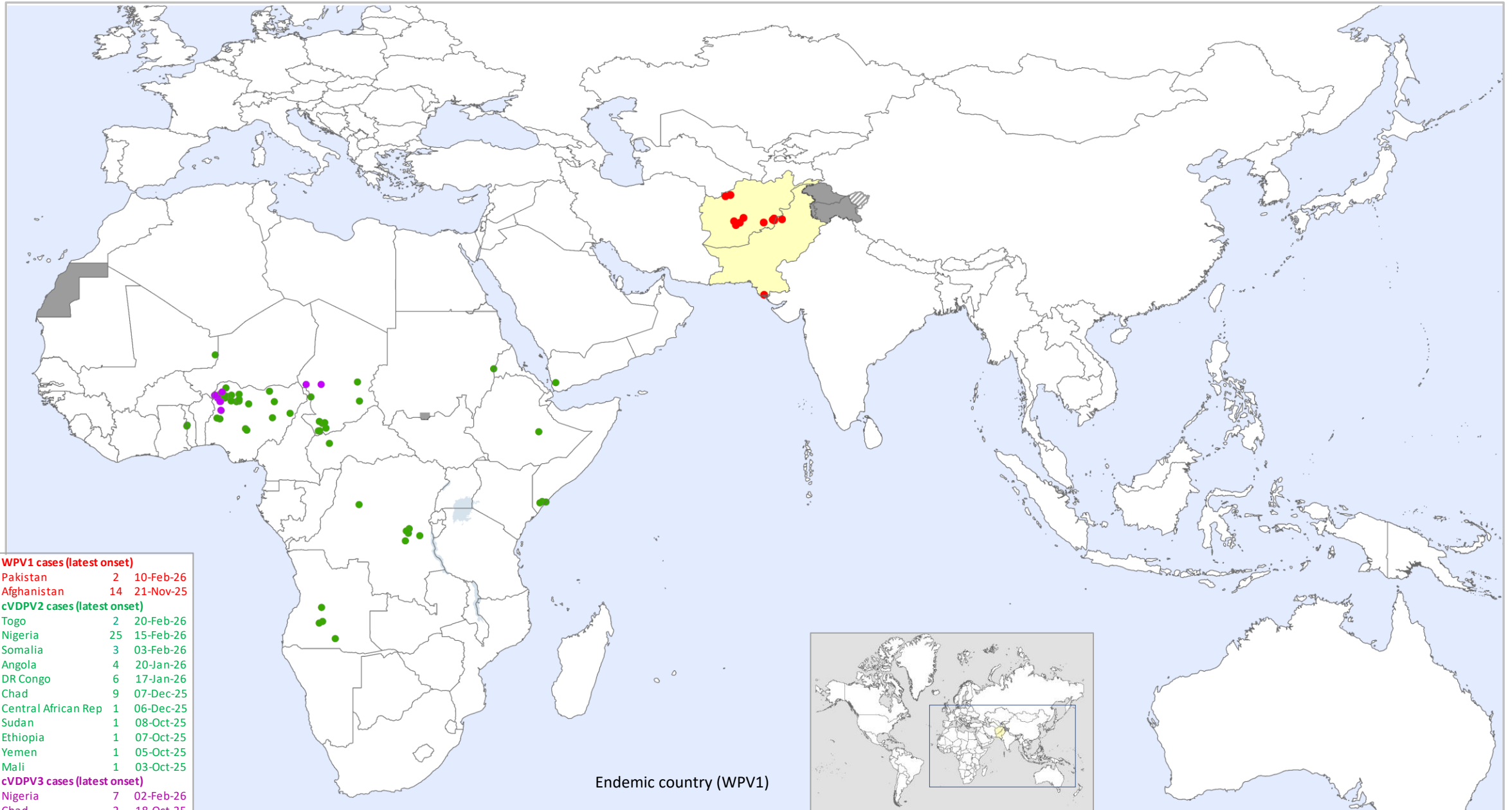
Data in WHO HQ as of 24 Mar. 2026

Global WPV1 & cVDPV Cases¹, Previous 12 Months²



¹Excludes viruses detected from environmental surveillance; ²Onset of paralysis: 25 Mar. 2025 to 24 Mar. 2026

Global WPV1 & cVDPV Cases¹, Previous 6 Months²



¹Excludes viruses detected from environmental surveillance; ²Onset of paralysis: 25 Sep. 2025 to 24 Mar. 2026

Global Wild Poliovirus 2018 - 2026

Country or territory	Wild virus type 1 confirmed cases										Date of most recent case	Wild virus type 1 reported from other sources ²										
	Full year total								01 Jan-24 Mar ¹			Full year total								01 Jan-24 Mar ¹		Date of most recent virus
	2018	2019	2020	2021	2022	2023	2024	2025	2025	2026		2018	2019	2020	2021	2022	2023	2024	2025	2026		
Pakistan	12	147	84	1	20	6	74	31	6	1	10-Feb-26	141	405	455	65	41	127	649	661	39	12-Feb-26	
Germany																			3		13-Oct-25	
Afghanistan	21	29	56	4	2	6	25	21	1	0	21-Nov-25	83	60	49	1	22	62	124	90	5	24-Jan-26	
Mozambique	0	0	0	0	8	0	0	0	0	0	10-Aug-22											
Malawi	0	0	0	1	0	0	0	0	0	0	19-Nov-21											
Iran	0	0	0	0	0	0	0	0	0	0	NA		3								20-May-19	
Total (Type 1)	33	176	140	6	30	12	99	52	7	1		224	468	504	66	63	189	773	754	44		
Tot. in endemic countries	33	176	140	5	22	12	99	52	7	1												
Tot. in non-end countries	0	0	0	1	8	0	0	0	0	0												
No. of countries (infected)	2	2	2	3	3	2	2	2	2	1												
No. of countries (endemic)	3	3	3	2	2	2	2	2	2	2												
Total Female	18	72	59	2	10	4	43	30	4	0												
Total Male	15	104	81	4	20	8	56	22	3	1												

Countries in yellow are endemic. ¹Data reported to WHO HQ on week 13 in 2025 and 2026

²Wild viruses from environmental samples, selected contacts, healthy children and other sources.

Global Circulating Vaccine-derived Poliovirus (cVDPV)^{1,2,3}

¹For cVDPV definition see http://polioeradication.org/wp-content/uploads/2016/09/Reporting-and-Classification-of-VDPVs_Aug2016_EN.pdf. ² Include contact, healthy and community samples. ³cVDPV1 and cVDPV2 isolated from **1 child in 2023**

	Country	AFP cases (Paralysis onset between 2023-2026)					Other sources (Human) ² (Collection between 2023-2026)					Other sources (Environment) (Collection between 2023-2026)				
		2023	2024	2025	2026	Onset of most recent case	2023	2024	2025	2026	most recent collection date	2023	2024	2025	2026	most recent collection date
cVDPV1 ¹	Lao PDR			1		27-Jun-25			2		03-Sep-25					
	Israel												10		09-Jul-25	
	DR Congo	106 ³	10	1		25-Jun-25		1			23-Jun-24					
	Djibouti												10		18-May-25	
	Algeria			1		25-Jan-25							1		17-Mar-25	
	Mozambique	4	1			17-May-24					25-Oct-22					
Madagascar	24				16-Sep-23	7				20-Jun-23	92				31-Jul-23	
	Total type 1	134	11	3	0		7	1	2	0		92	0	21	0	
cVDPV2 ¹	The United Kingdom				2	20-Feb-26							6	2	2	02-Mar-26
	Togo				9	15-Feb-26				3	24-Feb-26					
	Nigeria	87	98	66		15-Feb-26	38	43	37		10-Feb-26	80	24	16	2	27-Jan-26
	Somalia	8	7	2	2	03-Jan-26	3	3			12-Mar-24	9	3	13	3	07-Feb-26
	Namibia													2	3	04-Feb-26
	Chad	55	39	31		07-Dec-25	6	1	9		01-Apr-25	3	16	23	1	04-Feb-26
	Malawi					03-Feb-26						1				29-Jan-26
	Angola		9	19	1	20-Jan-26		2	6		09-Dec-25	1	7	2	3	26-Jun-25
	DR Congo	121 ³	15	6	2	17-Jan-26	10	1	3		09-Dec-25	37	1			23-Jan-24
	Algeria		1			10-Dec-24	3				05-Jan-23	24	11	19	2	11-Jan-26
	Zambia	1				03-Apr-23	4				25-May-23	2		1		29-Dec-25
	Tanzania	2				14-Jul-23	6				12-Aug-23	6	1	8		16-Dec-25
	Central African Republic	14		2		06-Dec-25	15		1		21-Jun-25	1		1		25-Mar-25
	Ethiopia	1	44	40		07-Oct-25			4	4	15-Oct-25		2			20-Dec-24
	Papua New Guinea			5		19-Sep-25			3		11-Apr-25			65		13-Oct-25
	Sudan		1	7		08-Oct-25						5	2	1		16-Apr-25
	Benin	3	1	3		16-May-25			3		27-Sep-25	4	1	4		07-Oct-25
	Germany												25	17		06-Oct-25
	Yemen	8	187	30		05-Oct-25	1	1			09-Mar-24	16	26	13		30-Sep-25
	Mali	15	1	1		03-Oct-25						6				24-Oct-23
	Côte d'Ivoire	6	1			31-Jul-24	16		1		12-May-25	46	30	2		06-Feb-25
	Djibouti			1		12-Jan-25							9	17		08-May-25
	Niger	3	16	3		18-Apr-25					19-May-22	4	24			12-Nov-24
	Cameroon		3			10-Dec-24		1			02-Aug-24	13	2	2		07-Apr-25
	Burkina Faso	3		1		30-Mar-25						1				12-Dec-23
	Senegal		1			20-Sep-24						1	8	1		05-Mar-25
	occupied Palestinian territory		1			25-Jul-24							20	7		05-Mar-25
	Israel	1				13-Feb-23								2	2	11-Feb-25
	Poland													2	1	21-Jan-25
	South Sudan	3	10			16-Nov-24	3	4			06-May-24		13			10-Dec-24
	Finland													1		19-Nov-24
	Spain													1		16-Sep-24
	Ghana					14-Sep-22					01-Jun-22		1			20-Aug-24
	Egypt											11	2			01-Aug-24
	Kenya	8				21-Aug-23	6	5			13-Jul-24	8	1			15-May-24
	Indonesia	6	7			27-Jun-24	7	14			10-Jul-24	1				07-Dec-23
	Bahrain												1			30-Jun-24
	Zimbabwe	1				02-Dec-23	2				12-Nov-23	17	10			25-Jun-24
	Guinea	47	5			12-Jun-24	10	1			17-Mar-24	29	5			28-Mar-24
	Liberia		1			08-Jun-24		12			20-Mar-24	2	15			04-Jun-24
Sierra Leone												15			28-May-24	
Uganda												1			07-May-24	
Equatorial Guinea												1			26-Mar-24	
Mozambique	1				28-Sep-23	4				08-Dec-23		1			05-Mar-24	
Gambia												1			15-Feb-24	
Mauritania	1				17-Oct-23						3				13-Dec-23	
Congo											2				07-Dec-23	
Botswana											5				25-Jul-23	
Burundi	1				15-Jun-23					24-Nov-22	13				13-Jun-23	
	Total type 2	396	448	217	16		134	92	67	5		351	289	221	16	
cVDPV3 ¹	Nigeria			6	2	02-Feb-26										
	Chad			4		18-Oct-25			1		22-Jul-25					
	Cameroon			1		30-May-25										
	Guinea		4	2		07-Mar-25										
	French Guiana											3			06-Aug-24	
	Total type 3	0	4	13	2		0	0	1	0		0	3	0	0	
Gender	Female (all sero type)	222	206	94	2											
	Male (all sero type)	303	258	136	14											
	Gender Unknown	4		3	2											

Environmental surveillance for poliovirus in selected sewage sites established and working

Changes from previous week

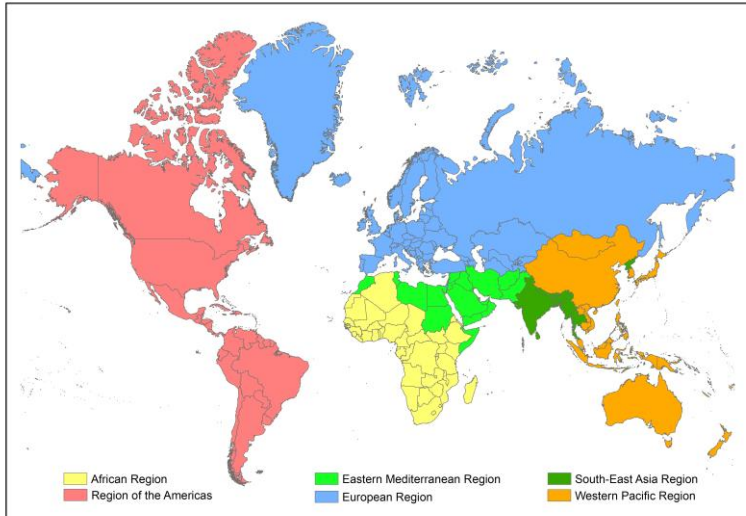
Global Surveillance Indicators: Year to Date Comparison

2025 & 2026: 01 Jan. to 24 Mar. 2026*

WHO Region	AFP cases		Wild poliovirus cases		cVDPV ¹ cases		Polio compatibles		Pending final classification (year to date comparison)		
									Total		> 90 days
	2025	2026	2025	2026	2025	2026	2025	2026	2025	2026	2026
African	6'201	4'445	0	0	14	16	0	0	2'210	1'377	0
Central	771	967	0	0	4	3	0	0	291	347	0
South/East	1'495	811	0	0	0	0	0	0	813	411	0
West	3'935	2'667	0	0	10	13	0	0	1'106	619	0
American	193	155	0	0	0	0	0	0	95	72	0
Eastern Mediterranean	6'740	5'266	7	1	2	2	0	0	2'109	2'164	0
European	207	178	0	0	0	0	0	0	184	151	0
South East Asian	6'780	3'338	0	0	0	0	0	0	1'758	1'126	0
Western Pacific	147	566	0	0	0	0	0	0	114	496	0
Global	20'268	13'948	7	1	16	18	0	0	6'470	5'386	0

¹cVDPV includes all three serotypes 1, 2 and 3. Please refer to slide 5 for the distribution of cases by serotype.

WHO Regions



For data at country, regional and global levels from 2000 onwards, see the WHO website at <https://extranet.who.int/polis/public/CaseCount.aspx>

*Data reported to WHO/HQ on week 13, 2026