

# Highlights of New Wild Poliovirus and cVDPV Positives Reported Globally this Week

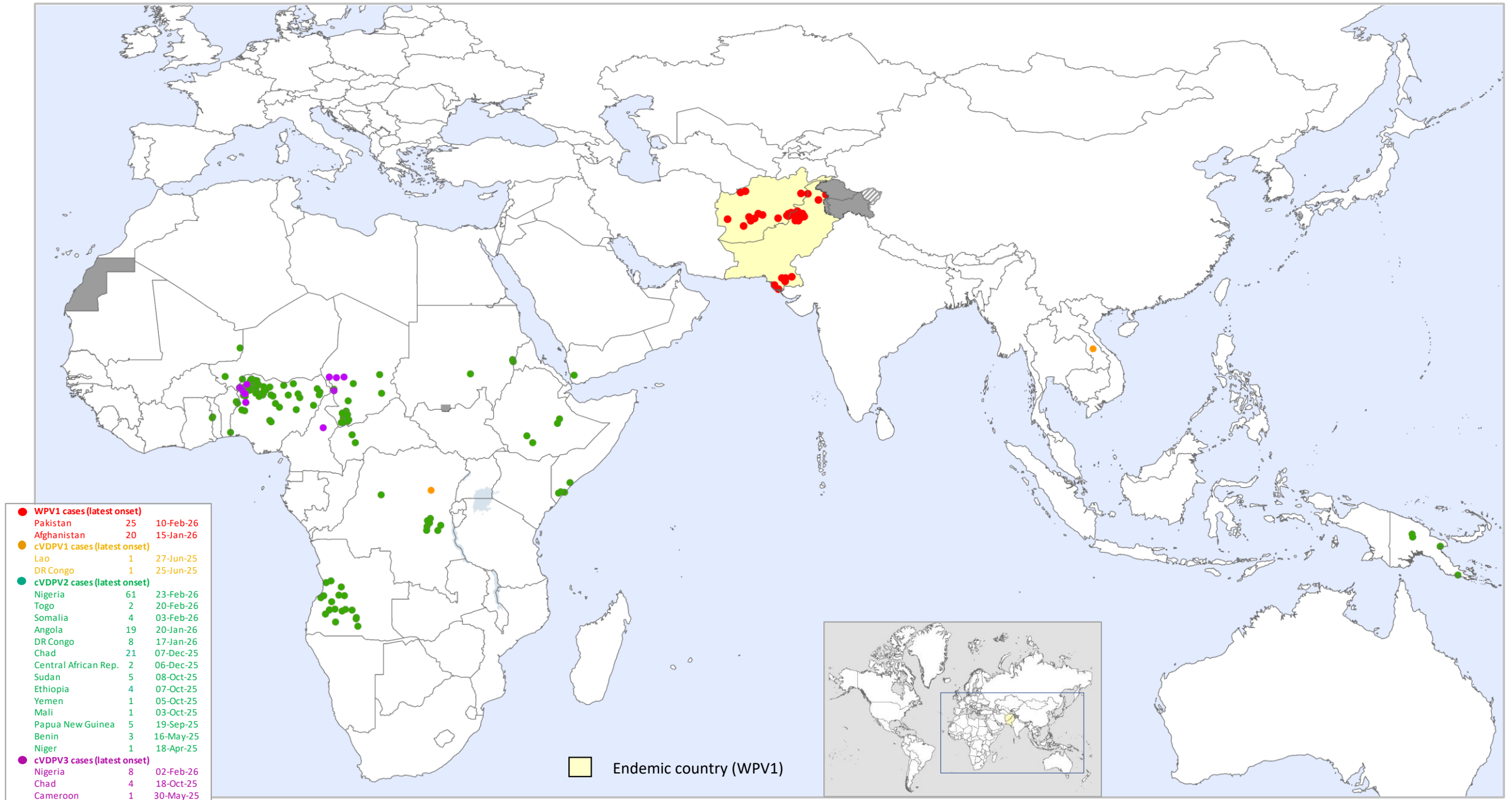
Country	WPV1			cVDPV1			cVDPV2			cVDPV3			Location State/Province/Governorate
	AFP	ENV	other <sup>1</sup>	AFP	ENV	other <sup>1</sup>	AFP	ENV	other <sup>1</sup>	AFP	ENV	other <sup>1</sup>	
AFGHANISTAN	1	12											HILMAND, KANDAHAR, URUZGAN, KUNDUZ. HIRAT, BADGHIS
PAKISTAN		2											KHYBER PAKHTUNKHWA
NIGERIA							1		2				ZAMFARA
SOMALIA								1					BANADIR

<sup>1</sup>contacts of positive AFP cases, community, healthy children

The boundaries and names shown, and the designations used in the maps in this document do not imply the expression of any opinion whatsoever on the part of the World Health Organization concerning the legal status of any country, territory, city or area or of its authorities, or concerning the delimitation of its frontiers or boundaries. Dotted lines on maps represent approximate border lines for which there may not yet be full agreement. As of 27 May 2025, Indonesia is part of the Western Pacific Region and no longer of the South-East Asia Region. © WHO 2026. All rights reserved

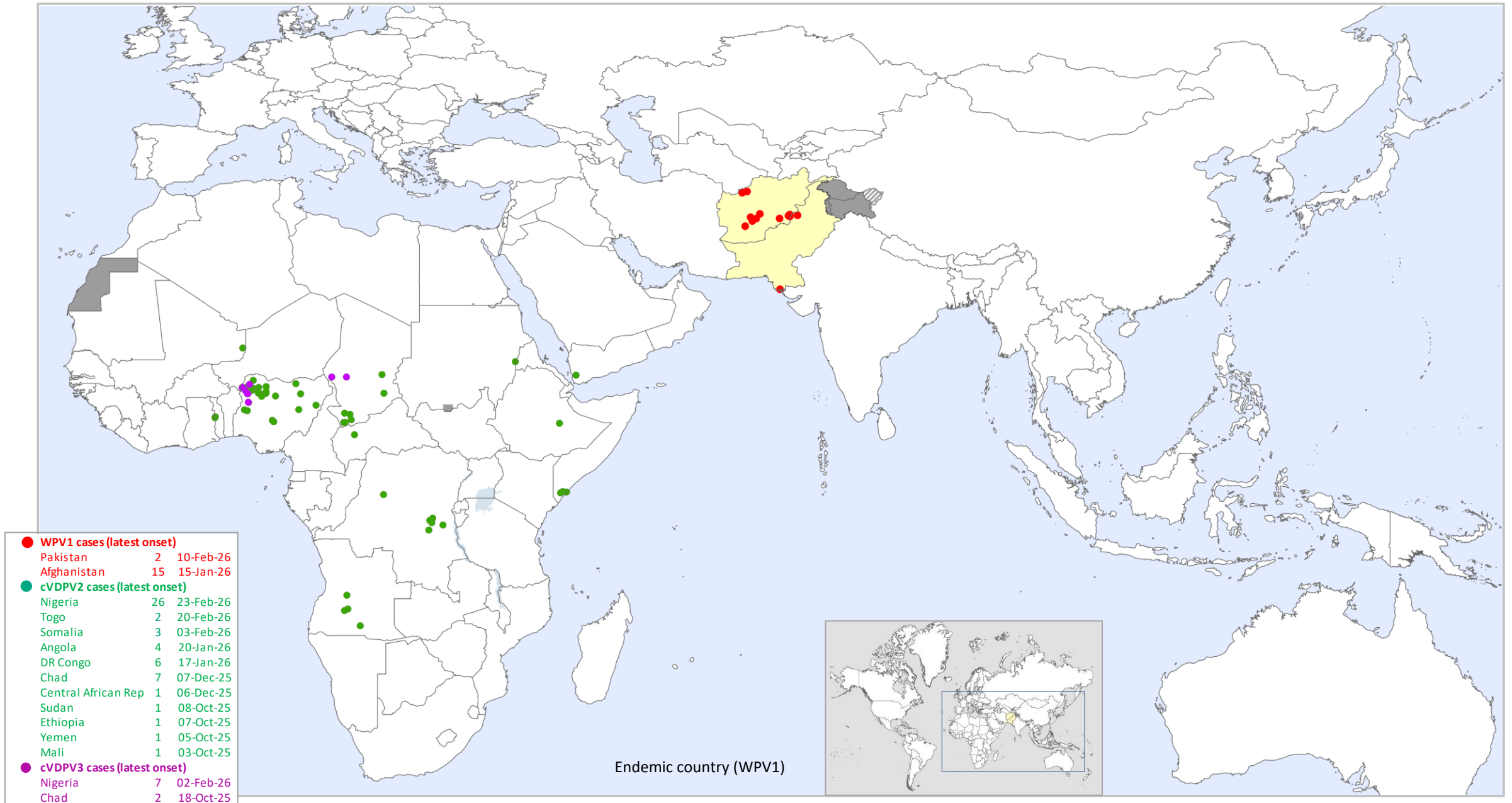
Data in WHO HQ as of 31 Mar. 2026

# Global WPV1 & cVDPV Cases<sup>1</sup>, Previous 12 Months<sup>2</sup>



<sup>1</sup>Excludes viruses detected from environmental surveillance; <sup>2</sup>Onset of paralysis: 01 Apr. 2025 to 31 Mar. 2026

# Global WPV1 & cVDPV Cases<sup>1</sup>, Previous 6 Months<sup>2</sup>



<sup>1</sup>Excludes viruses detected from environmental surveillance; <sup>2</sup>Onset of paralysis: 01 Oct. 2025 to 31 Mar. 2026

# Global Wild Poliovirus 2018 - 2026

Country or territory	Wild virus type 1 confirmed cases											Wild virus type 1 reported from other sources <sup>2</sup>									
	Full year total								01 Jan-31 Mar <sup>1</sup>		Date of most recent case	Full year total								01 Jan-31 Mar <sup>1</sup>	Date of most recent virus
	2018	2019	2020	2021	2022	2023	2024	2025	2025	2026		2018	2019	2020	2021	2022	2023	2024	2025	2026	
Pakistan	12	147	84	1	20	6	74	31	6	1	10-Feb-26	141	405	455	65	41	127	649	661	41	04-Mar-26
Afghanistan	21	29	56	4	2	6	25	21	1	1	15-Jan-26	83	60	49	1	22	62	124	90	17	23-Feb-26
Germany	0	0	0	0	0	0	0	0	0	0	NA								3		13-Oct-25
Mozambique	0	0	0	0	8	0	0	0	0	0	10-Aug-22										
Malawi	0	0	0	1	0	0	0	0	0	0	19-Nov-21										
Iran	0	0	0	0	0	0	0	0	0	0	NA		3								20-May-19
<b>Total (Type 1)</b>	<b>33</b>	<b>176</b>	<b>140</b>	<b>6</b>	<b>30</b>	<b>12</b>	<b>99</b>	<b>52</b>	<b>7</b>	<b>2</b>		<b>224</b>	<b>468</b>	<b>504</b>	<b>66</b>	<b>63</b>	<b>189</b>	<b>773</b>	<b>754</b>	<b>58</b>	
Tot. in endemic countries	33	176	140	5	22	12	99	52	7	2											
Tot. in non-end countries	0	0	0	1	8	0	0	0	0	0											
No. of countries (infected)	2	2	2	3	3	2	2	2	2	2											
No. of countries (endemic)	3	3	3	2	2	2	2	2	2	2											
Total Female	18	72	59	2	10	4	43	30	4	1											
Total Male	15	104	81	4	20	8	56	22	3	1											

Countries in yellow are endemic. <sup>1</sup>Data reported to WHO HQ on week 14 in 2025 and 2026

<sup>2</sup>Wild viruses from environmental samples, selected contacts, healthy children and other sources.

# Global Circulating Vaccine-derived Poliovirus (cVDPV)<sup>1,2,3</sup>

<sup>1</sup>For cVDPV definition see [http://polioeradication.org/wp-content/uploads/2016/09/Reporting-and-Classification-of-VDPVs\\_Aug2016\\_EN.pdf](http://polioeradication.org/wp-content/uploads/2016/09/Reporting-and-Classification-of-VDPVs_Aug2016_EN.pdf). <sup>2</sup> Include contact, healthy and community samples. <sup>3</sup>cVDPV1 and cVDPV2 isolated from **1 child in 2023**

	Country	AFP cases (Paralysis onset between 2023-2026)					Other sources (Human) <sup>2</sup> (Collection between 2023-2026)					Other sources (Environment) (Collection between 2023-2026)				
		2023	2024	2025	2026	Onset of most recent case	2023	2024	2025	2026	most recent collection date	2023	2024	2025	2026	most recent collection date
cVDPV1 <sup>1</sup>	Lao PDR			1		27-Jun-25			2		03-Sep-25					
	Israel												10		09-Jul-25	
	DR Congo	106 <sup>3</sup>	10	1		25-Jun-25		1			23-Jun-24					
	Djibouti													10	18-May-25	
	Algeria			1		25-Jan-25								1	17-Mar-25	
	Mozambique	4	1			17-May-24					25-Oct-22					
Madagascar	24				16-Sep-23	7				20-Jun-23	92				31-Jul-23	
	<b>Total type 1</b>	<b>134</b>	<b>11</b>	<b>3</b>	<b>0</b>		<b>7</b>	<b>1</b>	<b>2</b>	<b>0</b>		<b>92</b>	<b>0</b>	<b>21</b>	<b>0</b>	
cVDPV2 <sup>1</sup>	The United Kingdom												6	2	2	03-Mar-26
	Togo				2	20-Feb-26				3	24-Feb-26					
	Nigeria	87	98	66	10	23-Feb-26	38	43	37	4	25-Feb-26	80	24	16	2	27-Jan-26
	Somalia	8	7	2	2	03-Jan-26	3	3			12-Mar-24	9	3	13	4	15-Feb-26
	Namibia													2	3	04-Feb-26
	Chad	55	39	31		07-Dec-25	6	1	9		01-Apr-25	3	16	23	1	04-Feb-26
	Malawi					03-Feb-26						1		2	3	29-Jan-26
	Angola		9	19	1	20-Jan-26			6		09-Dec-25	1	7	2		26-Jun-25
	DR Congo	121 <sup>3</sup>	15	6	2	17-Jan-26	10	1	3		09-Dec-25	37	1			23-Jan-24
	Algeria		1			10-Dec-24	3				05-Jan-23	24	11	19	2	11-Jan-26
	Zambia	1				03-Apr-23	4				25-May-23	2		1		29-Dec-25
	Tanzania	2				14-Jul-23	6				12-Aug-23	6	1	8		16-Dec-25
	Central African Republic	14		2		06-Dec-25	15		1		21-Jun-25	1		1		25-Mar-25
	Ethiopia	1	44	40		07-Oct-25		4	4		15-Oct-25		2			20-Dec-24
	Papua New Guinea			5		19-Sep-25			3		11-Apr-25			65		13-Oct-25
	Sudan		1	7		08-Oct-25						5	2	1		16-Apr-25
	Benin	3	1	3		16-May-25					27-Sep-25	4	1	4		07-Oct-25
	Germany												25	17		06-Oct-25
	Yemen	8	187	30		05-Oct-25	1	1			09-Mar-24	16	26	13		30-Sep-25
	Mali	15	1	1		03-Oct-25						6				24-Oct-23
	Côte d'Ivoire	6	1			31-Jul-24	16		1		12-May-25	46	30	2		06-Feb-25
	Djibouti			1		12-Jan-25							9	17		08-May-25
	Niger	3	16	3		18-Apr-25					19-May-22	4	24			12-Nov-24
	Cameroon		3			10-Dec-24			1		02-Aug-24	13	2	2		07-Apr-25
	Burkina Faso	3		1		30-Mar-25						1				12-Dec-23
	Senegal		1			20-Sep-24						1	8	1		05-Mar-25
	occupied Palestinian territory		1			25-Jul-24							20	7		05-Mar-25
	Israel	1				13-Feb-23								2		11-Feb-25
	Poland													1		21-Jan-25
	South Sudan	3	10			16-Nov-24	3	4			06-May-24			13		10-Dec-24
	Finland													1		19-Nov-24
	Spain													1		16-Sep-24
	Ghana					14-Sep-22					01-Jun-22			1		20-Aug-24
	Egypt											11	2			01-Aug-24
	Kenya	8				21-Aug-23	6	5			13-Jul-24	8	1			15-May-24
	Indonesia	6	7			27-Jun-24	7	14			10-Jul-24	1				07-Dec-23
	Bahrain													1		30-Jun-24
	Zimbabwe	1				02-Dec-23	2				12-Nov-23	17	10			25-Jun-24
	Guinea	47	5			12-Jun-24	10	1			17-Mar-24	29	5			28-Mar-24
	Liberia		1			08-Jun-24			12		20-Mar-24	2	15			04-Jun-24
	Sierra Leone												15			28-May-24
	Uganda												1			07-May-24
	Equatorial Guinea												1			26-Mar-24
Mozambique	1				28-Sep-23	4				08-Dec-23		1			05-Mar-24	
Gambia												1			15-Feb-24	
Mauritania	1				17-Oct-23						3				13-Dec-23	
Congo											2				07-Dec-23	
Botswana											5				25-Jul-23	
Burundi	1				15-Jun-23					24-Nov-22	13				13-Jun-23	
	<b>Total type 2</b>	<b>396</b>	<b>448</b>	<b>217</b>	<b>17</b>		<b>134</b>	<b>92</b>	<b>67</b>	<b>7</b>		<b>351</b>	<b>289</b>	<b>221</b>	<b>17</b>	
cVDPV3 <sup>1</sup>	Nigeria			6	2	02-Feb-26										
	Chad			4		18-Oct-25			1		22-Jul-25					
	Cameroon			1		30-May-25										
	Guinea		4	2		07-Mar-25										
	French Guiana												3		06-Aug-24	
	<b>Total type 3</b>	<b>0</b>	<b>4</b>	<b>13</b>	<b>2</b>		<b>0</b>	<b>0</b>	<b>1</b>	<b>0</b>		<b>0</b>	<b>3</b>	<b>0</b>	<b>0</b>	
Gender	Female (all sero type)	222	206	94	3											
	Male (all sero type)	303	257	136	15											
	Gender Unknown	4		3	1											

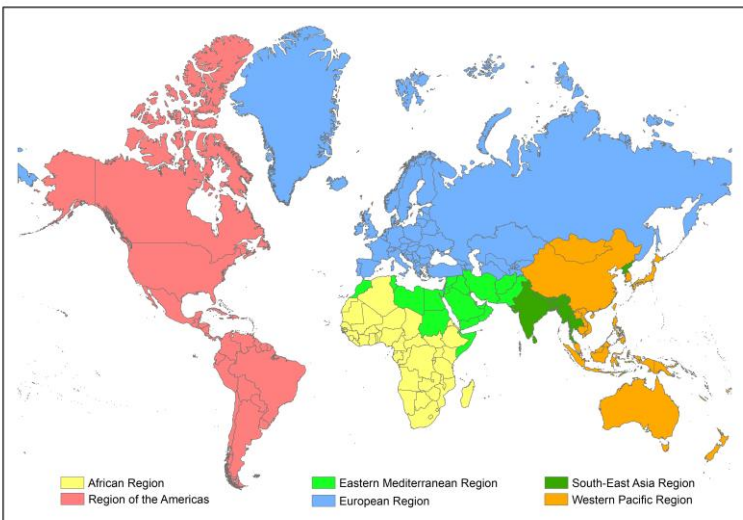
# Global Surveillance Indicators: Year to Date Comparison

## 2025 & 2026: 01 Jan. to 31 Mar. 2026\*

WHO Region	AFP cases		Wild poliovirus cases		cVDPV <sup>1</sup> cases		Polio compatibles		Pending final classification (year to date comparison)		
									Total		> 90 days
	2025	2026	2025	2026	2025	2026	2025	2026	2025	2026	2026
<b>African</b>	6'802	5'487	0	0	16	17	0	0	2'283	1'805	14
<b>Central</b>	930	1'096	0	0	6	3	0	0	334	316	4
<b>South/East</b>	1'732	1'159	0	0	0	0	0	0	849	550	3
<b>West</b>	4'140	3'232	0	0	10	14	0	0	1'100	939	7
<b>American</b>	193	193	0	0	0	0	0	0	95	90	1
<b>Eastern Mediterranean</b>	7'441	5'762	7	2	2	2	0	0	2'329	1'711	12
<b>European</b>	225	182	0	0	0	0	0	0	200	140	4
<b>South East Asian</b>	7'638	3'922	0	0	0	0	0	0	1'983	1'102	8
<b>Western Pacific</b>	159	574	0	0	0	0	0	0	121	504	12
<b>Global</b>	<b>22'458</b>	<b>16'120</b>	<b>7</b>	<b>2</b>	<b>18</b>	<b>19</b>	<b>0</b>	<b>0</b>	<b>7'011</b>	<b>5'352</b>	<b>51</b>

<sup>1</sup>cVDPV includes all three serotypes 1, 2 and 3. Please refer to slide 5 for the distribution of cases by serotype.

### WHO Regions



For data at country, regional and global levels from 2000 onwards, see the WHO website at <https://extranet.who.int/polis/public/CaseCount.aspx>

\*Data reported to WHO/HQ on week 14, 2026