

Highlights of New Wild Poliovirus and cVDPV Positives Reported Globally this Week

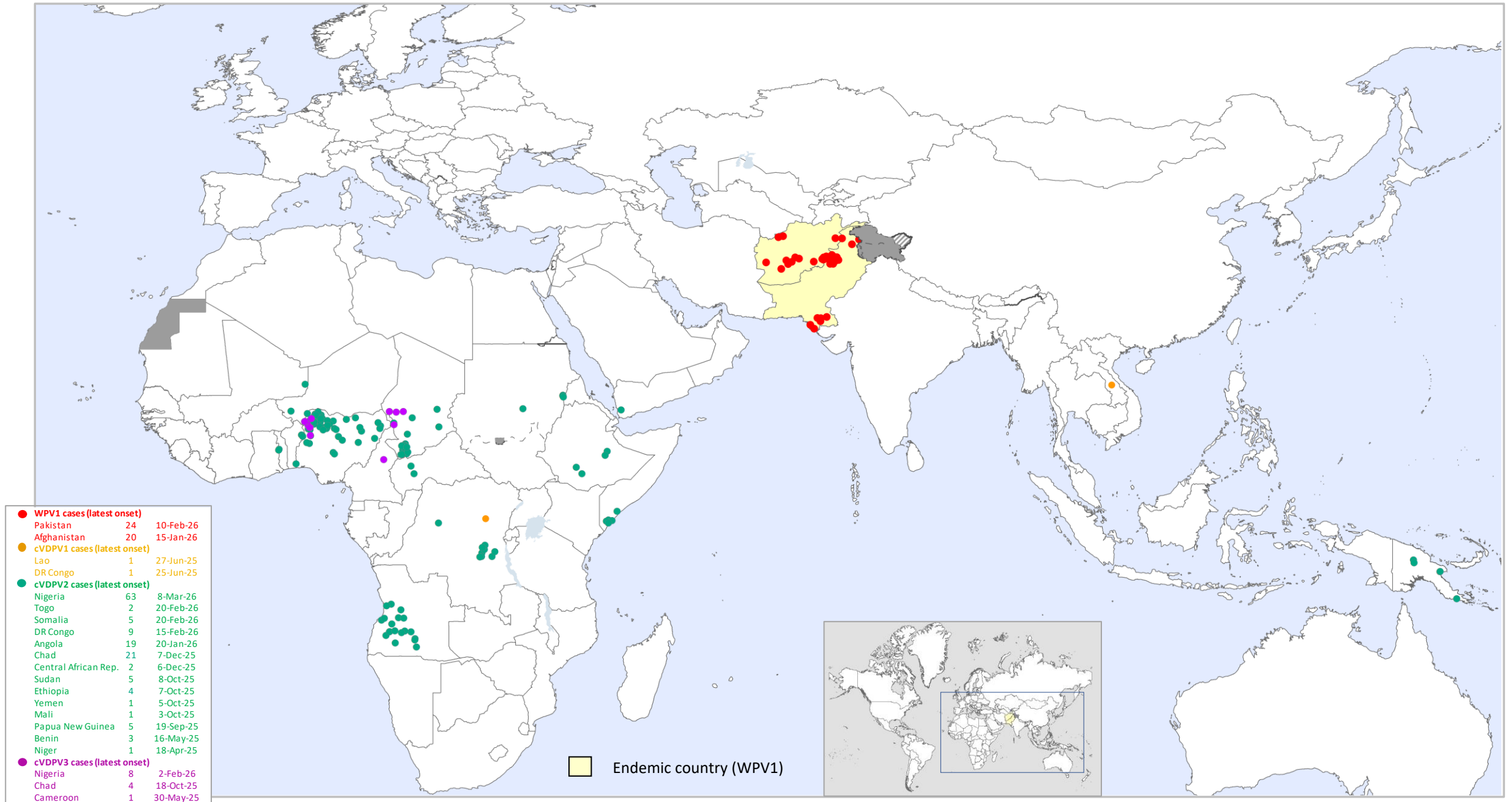
Country	WPV1			cVDPV1			cVDPV2			cVDPV3			Location State/Province/Governorate
	AFP	ENV	other ¹	AFP	ENV	other ¹	AFP	ENV	other ¹	AFP	ENV	other ¹	
AFGHANISTAN		4											HILMAND, ZABUL
PAKISTAN		7											SINDH
DR CONGO							1						MANIEMA
NIGERIA							3	1	2				ZAMFARA, SOKOTO, KEBBI
SOMALIA							1						LOWER JUBA
SUDAN								5					WEST DARFUR, EAST DARFUR, RED SEA

¹contacts of positive AFP cases, community, healthy children

The boundaries and names shown, and the designations used in the maps in this document do not imply the expression of any opinion whatsoever on the part of the World Health Organization concerning the legal status of any country, territory, city or area or of its authorities, or concerning the delimitation of its frontiers or boundaries. Dotted lines on maps represent approximate border lines for which there may not yet be full agreement. As of 27 May 2025, Indonesia is part of the Western Pacific Region and no longer of the South-East Asia Region. © WHO 2026. All rights reserved

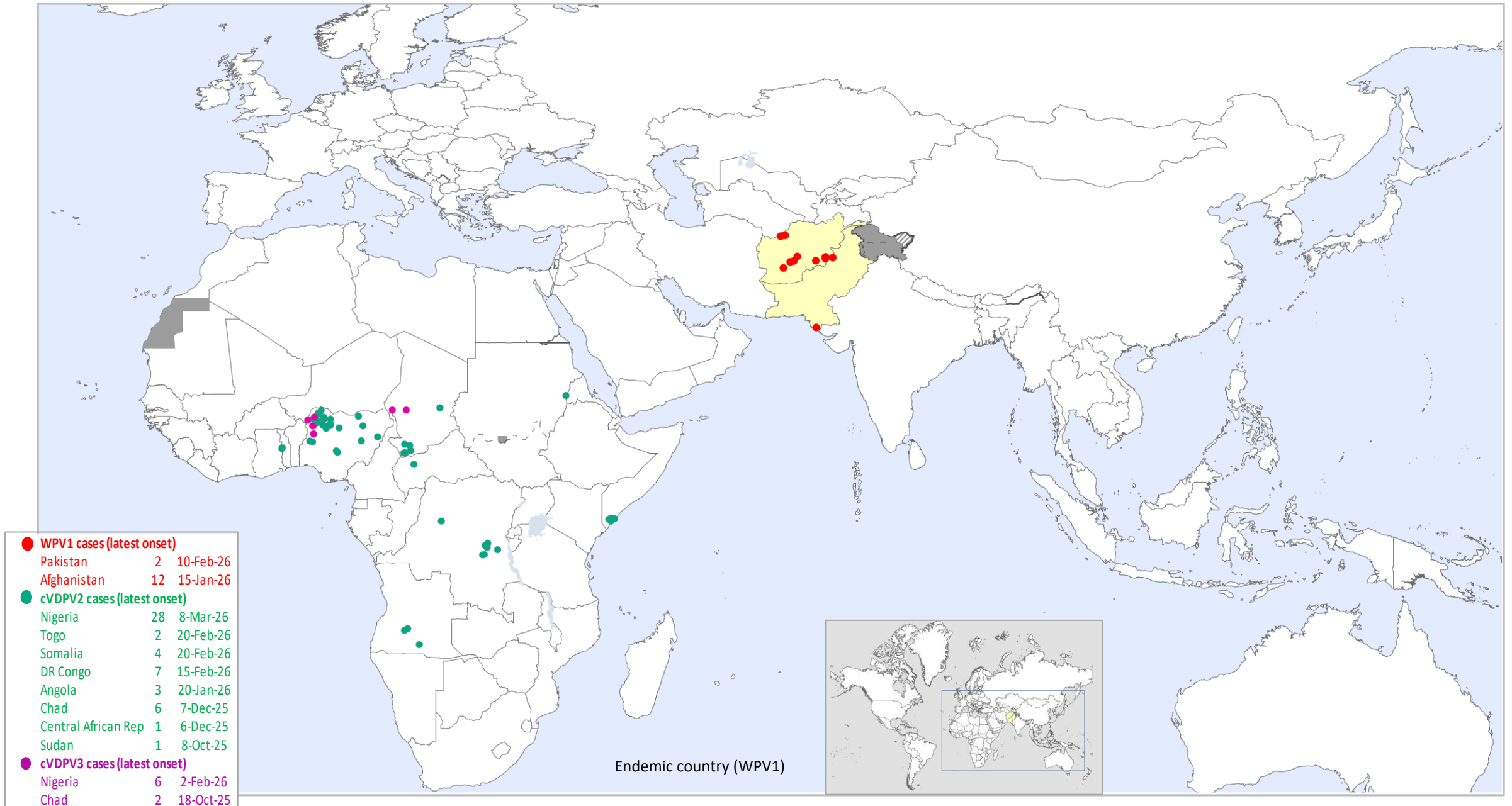
Data in WHO HQ as of 07 Apr. 2026

Global WPV1 & cVDPV Cases¹, Previous 12 Months²



¹Excludes viruses detected from environmental surveillance; ²Onset of paralysis: 08 Apr. 2025 to 07 Apr. 2026

Global WPV1 & cVDPV Cases¹, Previous 6 Months²



¹Excludes viruses detected from environmental surveillance; ²Onset of paralysis: 08 Oct. 2025 to 07 Apr. 2026

Global Wild Poliovirus 2018 - 2026

Country or territory	Wild virus type 1 confirmed cases										Wild virus type 1 reported from other sources ²											
	Full year total								01 Jan-07 Apr ¹		Date of most recent case	Full year total								01 Jan-07 Apr ¹	Date of most recent virus	
	2018	2019	2020	2021	2022	2023	2024	2025	2025	2026		2018	2019	2020	2021	2022	2023	2024	2025	2026		
Pakistan	12	147	84	1	20	6	74	31	6	1	10-Feb-26	141	405	455	65	41	127	649	661	48	10-Mar-26	
Afghanistan	21	29	56	4	2	6	25	21	1	1	15-Jan-26	83	60	49	1	22	62	124	94	17	23-Feb-26	
Germany	0	0	0	0	0	0	0	0	0	0	NA								3		13-Oct-25	
Mozambique	0	0	0	0	8	0	0	0	0	0	10-Aug-22											
Malawi	0	0	0	1	0	0	0	0	0	0	19-Nov-21											
Iran	0	0	0	0	0	0	0	0	0	0	NA		3								20-May-19	
Total (Type 1)	33	176	140	6	30	12	99	52	7	2		224	468	504	66	63	189	773	758	65		
Tot. in endemic countries	33	176	140	5	22	12	99	52	7	2												
Tot. in non-end countries	0	0	0	1	8	0	0	0	0	0												
No. of countries (infected)	2	2	2	3	3	2	2	2	2	2												
No. of countries (endemic)	3	3	3	2	2	2	2	2	2	2												
Total Female	18	72	59	2	10	4	43	30	4	1												
Total Male	15	104	81	4	20	8	56	22	3	1												

Countries in yellow are endemic. ¹Data reported to WHO HQ on week 15 in 2025 and 2026

²Wild viruses from environmental samples, selected contacts, healthy children and other sources.

Global Circulating Vaccine-derived Poliovirus (cVDPV)^{1,2,3}

¹For cVDPV definition see http://polioeradication.org/wp-content/uploads/2016/09/Reporting-and-Classification-of-VDPVs_Aug2016_EN.pdf. ² Include contact, healthy and community samples. ³cVDPV1 and cVDPV2 isolated from **1 child in 2023**

	Country	AFP cases (Paralysis onset between 2023-2026)				Other sources (Human) ² (Collection between 2023-2026)					Other sources (Environment) (Collection between 2023-2026)					
		2023	2024	2025	2026	Onset of most recent case	2023	2024	2025	2026	most recent collection date	2023	2024	2025	2026	most recent collection date
cVDPV1 ¹	Lao PDR			1		27-Jun-25			2		3-Sep-25					
	Israel												10		9-Jul-25	
	DR Congo	106 ³	10	1		25-Jun-25		1			23-Jun-24					
	Djibouti												10		18-May-25	
	Algeria			1		25-Jan-25							1		17-Mar-25	
	Mozambique	4	1			17-May-24					25-Oct-22					
Madagascar	24				16-Sep-23	7				20-Jun-23	92				31-Jul-23	
Total type 1	134	11	3	0		7	1	2	0		92	0	21	0		
cVDPV2 ¹	Nigeria	87	98	66	13	8-Mar-26	38	43	37	6	15-Mar-26	80	24	16	3	23-Feb-26
	The United Kingdom												6	2	2	3-Mar-26
	Togo				2	20-Feb-26				3	24-Feb-26					
	Somalia	8	7	2	3	20-Feb-26	3	3			12-Mar-24	9	3	13	4	15-Feb-26
	DR Congo	121 ³	15	6	3	15-Feb-26	10	1	3		9-Dec-25	37	1			23-Jan-24
	Namibia													2	3	4-Feb-26
	Chad	55	39	31		7-Dec-25	6	1	9		1-Apr-25	3	16	23	1	4-Feb-26
	Malawi					3-Feb-26						1		2	3	29-Jan-26
	Angola		9	19	1	20-Jan-26		2	6		9-Dec-25	1	7	2		26-Jun-25
	Algeria		1			10-Dec-24	3				5-Jan-23	24	11	19	2	11-Jan-26
	Zambia	1				3-Apr-23	4				25-May-23	2		1		29-Dec-25
	Tanzania	2				14-Jul-23	6				12-Aug-23	6	1	8		16-Dec-25
	Central African Republic	14		2		6-Dec-25	15		1		21-Jun-25	1		1		25-Mar-25
	Ethiopia	1	44	40		7-Oct-25		4	4		15-Oct-25		2			20-Dec-24
	Papua New Guinea			5		19-Sep-25			3		11-Apr-25			65		13-Oct-25
	Sudan		1	7		8-Oct-25						5	2	6		20-Jul-25
	Benin	3	1	3		16-May-25			3		27-Sep-25	4	1	4		7-Oct-25
	Germany												25	17		6-Oct-25
	Yemen	8	187	30		5-Oct-25	1	1			9-Mar-24	16	26	13		30-Sep-25
	Mali	15	1	1		3-Oct-25						6				24-Oct-23
	Côte d'Ivoire	6	1			31-Jul-24	16		1		12-May-25	46	30	2		6-Feb-25
	Djibouti			1		12-Jan-25							9	17		8-May-25
	Niger	3	16	3		18-Apr-25					19-May-22	4	24			12-Nov-24
	Cameroon		3			10-Dec-24		1			2-Aug-24	13	2	2		7-Apr-25
	Burkina Faso	3		1		30-Mar-25						1				12-Dec-23
	Senegal		1			20-Sep-24						1	8	1		5-Mar-25
	occupied Palestinian territory		1			25-Jul-24							21	7		5-Mar-25
	Israel	1				13-Feb-23								2	2	11-Feb-25
	Poland												2	1		21-Jan-25
	South Sudan	3	10			16-Nov-24	3	4			6-May-24		13			10-Dec-24
	Finland												1			19-Nov-24
	Spain												1			16-Sep-24
	Ghana					14-Sep-22						1-Jun-22		1		20-Aug-24
	Egypt												11	2		1-Aug-24
	Kenya	8				21-Aug-23	6	5			13-Jul-24	8	1			15-May-24
	Indonesia	6	7			27-Jun-24	7	14			10-Jul-24	1				7-Dec-23
	Bahrain												1			30-Jun-24
	Zimbabwe	1				2-Dec-23	2				12-Nov-23	17	10			25-Jun-24
	Guinea	47	5			12-Jun-24	10	1			17-Mar-24	29	5			28-Mar-24
	Liberia		1			8-Jun-24		12			20-Mar-24	2	15			4-Jun-24
Sierra Leone												15			28-May-24	
Uganda												1			7-May-24	
Equatorial Guinea												1			26-Mar-24	
Mozambique	1				28-Sep-23	4				8-Dec-23		1			5-Mar-24	
Gambia												1			15-Feb-24	
Mauritania	1				17-Oct-23						3				13-Dec-23	
Congo											2				7-Dec-23	
Botswana											5				25-Jul-23	
Burundi	1				15-Jun-23					24-Nov-22	13				13-Jun-23	
Total type 2	396	448	217	22		134	92	67	9		351	290	226	18		
cVDPV3 ¹	Nigeria			6	2	2-Feb-26										
	Chad			4		18-Oct-25			1		22-Jul-25					
	Cameroon			1		30-May-25										
	Guinea		4	2		7-Mar-25										
	French Guiana												3			6-Aug-24
Total type 3	0	4	13	2		0	0	1	0		0	3	0	0		
Gender	Female (all sero type)	222	206	94	5											
Male (all sero type)	303	257	136	18												
Gender Unknown	4		3	1												

Environmental surveillance for poliovirus in selected sewage sites established and working

Changes from previous week

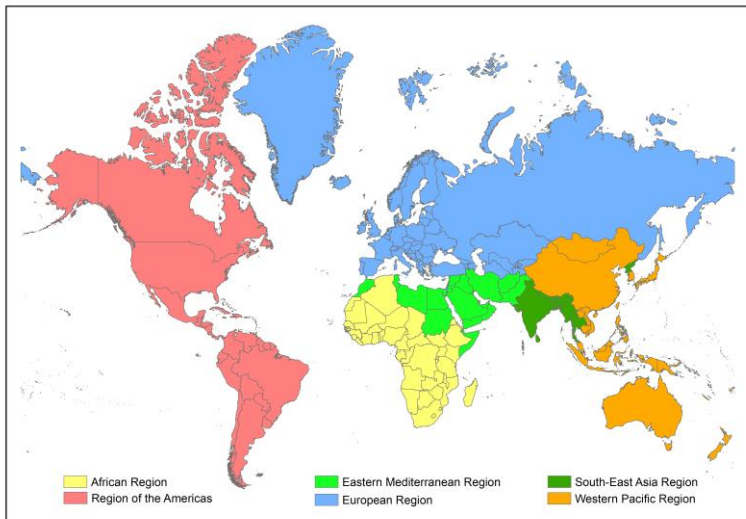
Global Surveillance Indicators: Year to Date Comparison

2025 & 2026: 01 Jan. to 07 Apr. 2026*

WHO region	AFP cases		Wild poliovirus cases		cVDPV ¹ cases		Polio compatibles		Pending final classification (year to date comparison)		
									Total		>90 days
	2025	2026	2025	2026	2025	2026	2025	2026	2025	2026	2026
African	7,702	5,487	0	0	19	21	0	0	2,232	1,805	14
Central	1,004	1,096	0	0	6	4	0	0	315	316	4
South/East	1,732	1,159	0	0	3	0	0	0	849	550	3
West	4,966	3,232	0	0	10	17	0	0	1,068	939	7
American	258	193	0	0	0	0	0	0	129	90	1
Eastern Mediterranean	7,681	6,374	7	2	2	3	0	0	1,975	2,017	77
European	248	199	0	0	0	0	0	0	208	154	10
South East Asian	8,143	4,155	0	0	0	0	0	0	1,944	1,068	53
Western Pacific	901	631	0	0	0	0	0	0	822	548	110
Global	24,933	17,039	7	2	21	24	0	0	7,310	5,682	265

¹cVDPV includes all three serotypes 1, 2 and 3. Please refer to slide 5 for the distribution of cases by serotype.

WHO Regions



For data at country, regional and global levels from 2000 onwards, see the WHO website at <https://extranet.who.int/polis/public/CaseCount.aspx>

*Data reported to WHO/HQ on week 15, 2026