

Highlights of New Wild Poliovirus and cVDPV Positives Reported Globally this Week

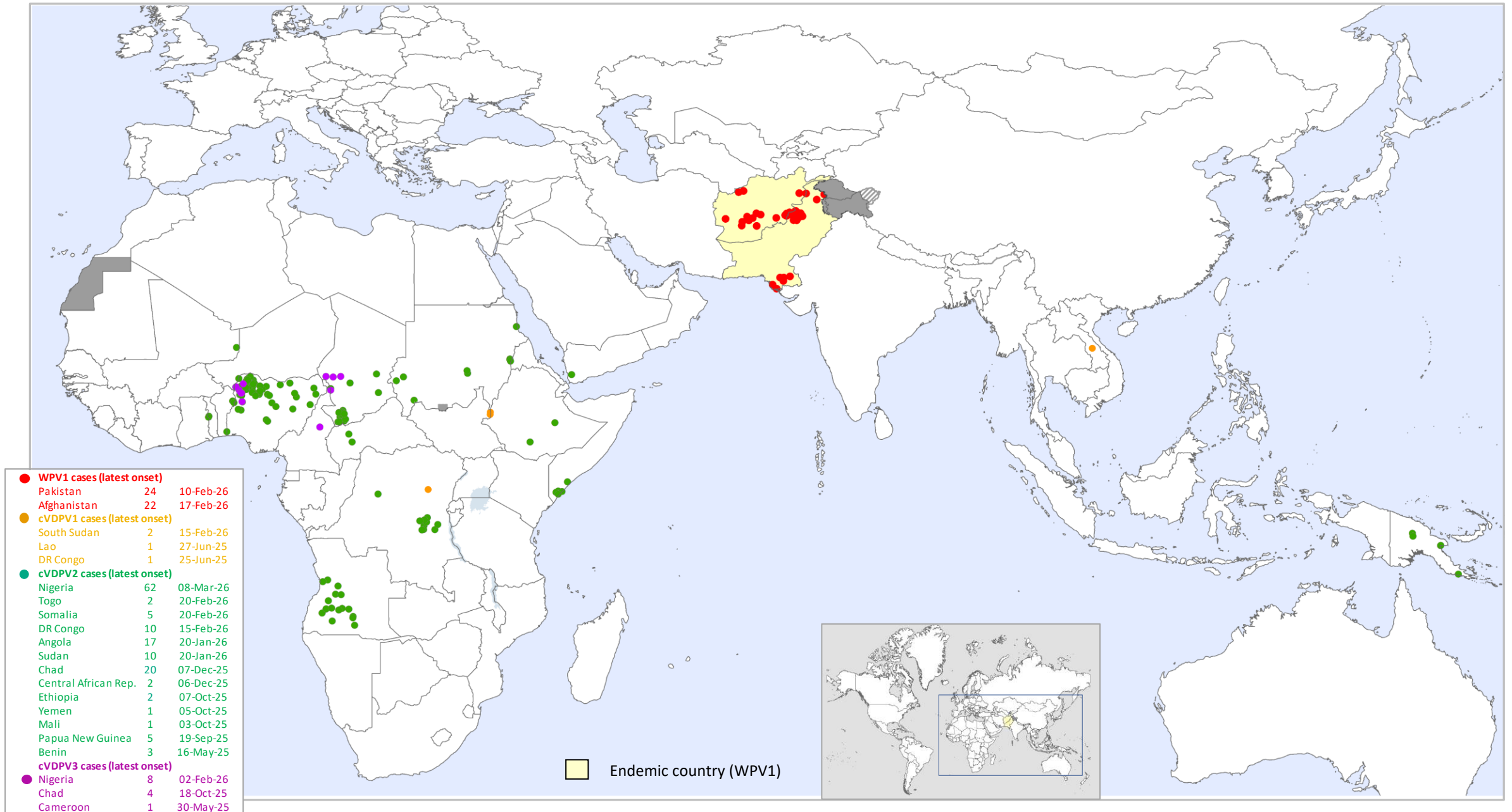
Country	WPV1			cVDPV1			cVDPV2			cVDPV3			Location State/Province/Governorate
	AFP	ENV	other ¹	AFP	ENV	other ¹	AFP	ENV	other ¹	AFP	ENV	other ¹	
PAKISTAN		2											KHYBER PAKHTUNKHWA
DR CONGO							1						MANIEMA
MALAWI								1					SOUTHERN
NAMIBIA								1					KHOMAS
SOMALIA								1					BANADIR
SOUTH SUDAN						1							UPPER NILE
SUDAN							2	1					NORTH KORDOFAN, RED SEA

¹contacts of positive AFP cases, community, healthy children

The boundaries and names shown, and the designations used in the maps in this document do not imply the expression of any opinion whatsoever on the part of the World Health Organization concerning the legal status of any country, territory, city or area or of its authorities, or concerning the delimitation of its frontiers or boundaries. Dotted lines on maps represent approximate border lines for which there may not yet be full agreement. As of 27 May 2025, Indonesia is part of the Western Pacific Region and no longer of the South-East Asia Region. © WHO 2026. All rights reserved

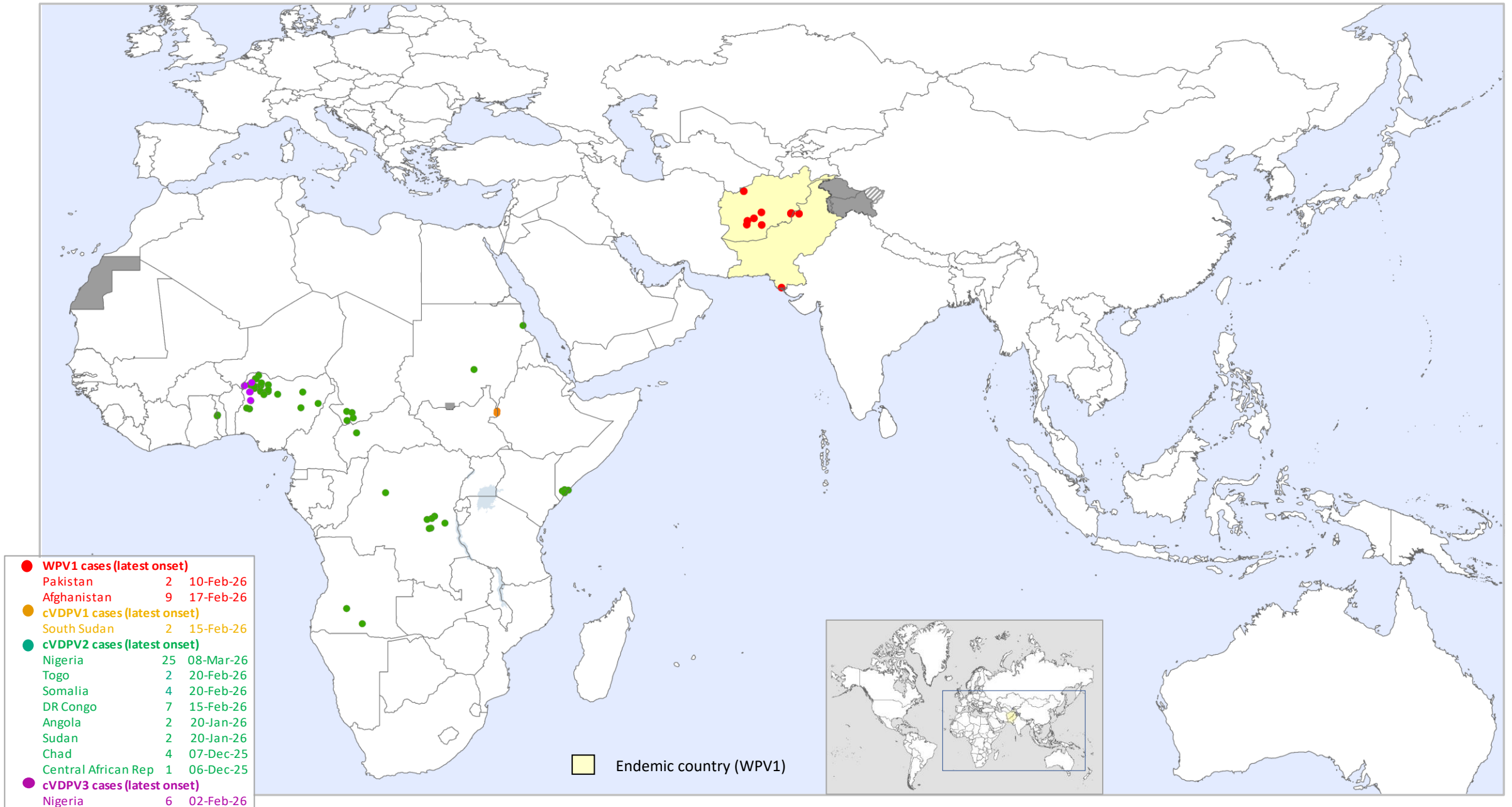
Data in WHO HQ as of 21 Apr. 2026

Global WPV1 & cVDPV Cases¹, Previous 12 Months²



¹Excludes viruses detected from environmental surveillance; ²Onset of paralysis: 22 Apr. 2025 to 21 Apr. 2026

Global WPV1 & cVDPV Cases¹, Previous 6 Months²



¹Excludes viruses detected from environmental surveillance; ²Onset of paralysis: 22 Oct. 2025 to 21 Apr. 2026

Global Wild Poliovirus 2018 - 2026

Country or territory	Wild virus type 1 confirmed cases											Wild virus type 1 reported from other sources ²									
	Full year total								01 Jan-21 Apr ¹		Date of most recent case	Full year total								01 Jan-21 Apr ¹	Date of most recent virus
	2018	2019	2020	2021	2022	2023	2024	2025	2025	2026		2018	2019	2020	2021	2022	2023	2024	2025	2026	
Pakistan	12	147	84	1	20	6	74	31	6	1	10-Feb-26	141	405	455	65	41	127	649	661	51	25-Mar-26
Afghanistan	21	29	56	4	2	6	25	21	2	3	17-Feb-26	83	60	49	1	22	62	124	94	17	23-Feb-26
Germany	0	0	0	0	0	0	0	0	0	0	NA								3		13-Oct-25
Mozambique	0	0	0	0	8	0	0	0	0	0	10-Aug-22										
Malawi	0	0	0	1	0	0	0	0	0	0	19-Nov-21										
Iran	0	0	0	0	0	0	0	0	0	0	NA		3								20-May-19
Total (Type 1)	33	176	140	6	30	12	99	52	8	4		224	468	504	66	63	189	773	758	68	
Tot. in endemic countries	33	176	140	5	22	12	99	52	8	4											
Tot. in non-end countries	0	0	0	1	8	0	0	0	0	0											
No. of countries (infected)	2	2	2	3	3	2	2	2	2	2											
No. of countries (endemic)	3	3	3	2	2	2	2	2	2	2											
Total Female	18	72	59	2	10	4	43	30	4	2											
Total Male	15	104	81	4	20	8	56	22	4	2											

Countries in yellow are endemic. ¹Data reported to WHO HQ on week 17 in 2025 and 2026

²Wild viruses from environmental samples, selected contacts, healthy children and other sources.

Global Circulating Vaccine-derived Poliovirus (cVDPV)^{1,2,3}

	Country	AFP cases (Paralysis onset between 2023-2026)					Other sources (Human) ² (Collection between 2023-2026)					Other sources (Environment) (Collection between 2023-2026)				
		2023	2024	2025	2026	Onset of most recent case	2023	2024	2025	2026	most recent collection date	2023	2024	2025	2026	most recent collection date
cVDPV ¹	South Sudan				2	15-Feb-26				7	16-Mar-26					
	Lao PDR			1		27-Jun-25			2		03-Sep-25					03-Aug-25
	Israel												11			
	DR Congo	106 ³	10	1		25-Jun-25		1			23-Jun-24					
	Djibouti													10		18-May-25
	Algeria			1		25-Jan-25								1		17-Mar-25
	Mozambique	4	1			17-May-24										
	Madagascar	24				16-Sep-23	7				20-Jun-23	92				31-Jul-23
Total type 1	134	11	3	2		7	1	2	7		92	0	22	0		
cVDPV ²	Nigeria	87	98	66	13	08-Mar-26	38	43	37	6	15-Mar-26	80	24	16	3	23-Feb-26
	Somalia	8	7	2	3	20-Feb-26	3	3			12-Mar-24	9	3	13	5	10-Mar-26
	The United Kingdom												6	2	2	03-Mar-26
	Namibia													2	5	03-Mar-26
	Sudan		1	12	1	20-Jan-26						5	2	6	3	28-Feb-26
	Togo				2	20-Feb-26				3	24-Feb-26					
	Malawi											1		2	4	19-Feb-26
	DR Congo	121 ³	15	6	4	15-Feb-26	10	1	3		09-Dec-25	37	1			23-Jan-24
	Chad	55	39	31		07-Dec-25	6	1	9		01-Apr-25	3	16	23	1	04-Feb-26
	Angola		9	19	1	20-Jan-26		2	6		09-Dec-25	1	7	2		26-Jun-25
	Algeria		1			10-Dec-24	3				05-Jan-23	24	11	19	2	11-Jan-26
	Zambia	1				03-Apr-23	4				25-May-23	2		1		29-Dec-25
	Tanzania	2				14-Jul-23	6				12-Aug-23	6	1	8		16-Dec-25
	Central African Republic	14		2		06-Dec-25	15		1		21-Jun-25	1		1		25-Mar-25
	Ethiopia	1	44	40		07-Oct-25		4	4		15-Oct-25		2			20-Dec-24
	Papua New Guinea			5		19-Sep-25			3		11-Apr-25			65		13-Oct-25
	Benin	3	1	3		16-May-25			3		27-Sep-25	4	1	4		07-Oct-25
	Germany												25	17		06-Oct-25
	Yemen	8	187	30		05-Oct-25	1	1			09-Mar-24	16	26	13		30-Sep-25
	Mali	15	1	1		03-Oct-25						6				24-Oct-23
	Côte d'Ivoire	6	1			31-Jul-24	16		1		12-May-25	46	30	2		06-Feb-25
	Djibouti			1		12-Jan-25							9	17		18-May-25
	Niger	3	16	3		18-Apr-25						4	24			12-Nov-24
	Cameroon		3			10-Dec-24		1			02-Aug-24	13	2	2		07-Apr-25
	Burkina Faso	3		1		30-Mar-25						1				12-Dec-23
	Senegal		1			20-Sep-24						1	8	1		05-Mar-25
	occupied Palestinian territory		1			25-Jul-24							21	7		05-Mar-25
	Israel	1				13-Feb-23								2		11-Feb-25
	Poland													1		21-Jan-25
	South Sudan	3	10			16-Nov-24	3	4			06-May-24		13			10-Dec-24
	Finland													1		19-Nov-24
	Spain													1		16-Sep-24
	Ghana													1		20-Aug-24
	Egypt											11	2			01-Aug-24
	Kenya	8				21-Aug-23	6	5			13-Jul-24	8	1			15-May-24
	Indonesia	6	7			27-Jun-24	7	14			10-Jul-24	1				07-Dec-23
	Bahrain													1		30-Jun-24
	Zimbabwe	1				02-Dec-23	2				12-Nov-23	17	10			25-Jun-24
	Guinea	47	5			12-Jun-24	10	1			17-Mar-24	29	5			28-Mar-24
	Liberia		1			08-Jun-24		12			20-Mar-24	2	15			04-Jun-24
	Sierra Leone												15			28-May-24
	Uganda												1			07-May-24
	Equatorial Guinea												1			26-Mar-24
	Mozambique	1				28-Sep-23	4				08-Dec-23		1			05-Mar-24
	Gambia												1			15-Feb-24
	Mauritania	1				17-Oct-23						3				13-Dec-23
	Congo											2				07-Dec-23
Botswana											5				25-Jul-23	
Burundi	1				15-Jun-23						13				13-Jun-23	
Total type 2	396	448	222	24		134	92	67	9		351	290	226	25		
cVDPV ³	Nigeria			6	2	02-Feb-26										
	Chad			4		18-Oct-25			1		22-Jul-25					
	Cameroon			1		30-May-25										
	Guinea		4	2		07-Mar-25										
	French Guiana												3			06-Aug-24
Total type 3	0	4	13	2		0	0	1	0		0	3	0	0		
Gender	Female (all sero type)	222	206	96	7											
	Male (all sero type)	303	257	139	20											
	Gender Unknown	4		3	1											

Environmental surveillance for poliovirus in selected sewage sites established and working

Changes from previous week

¹For cVDPV definition see http://polioeradication.org/wp-content/uploads/2016/09/Reporting-and-Classification-of-VDPVs_Aug2016_EN.pdf. ² Include contact, healthy and community samples. ³cVDPV1 and cVDPV2 isolated from **1 child in 2023**

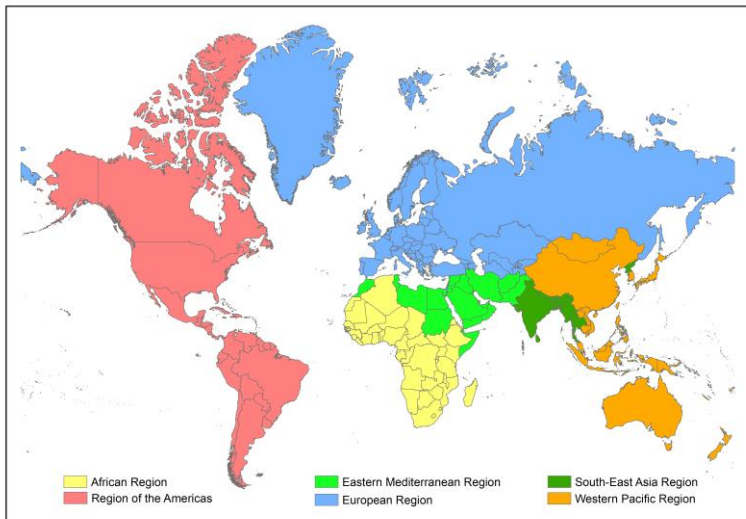
Global Surveillance Indicators: Year to Date Comparison

2025 & 2026: 01 Jan. to 21 Apr. 2026*

WHO Region	AFP cases		Wild poliovirus cases		cVDPV ¹ cases		Polio compatibles		Pending final classification (year to date comparison)		
									Total		> 90 days
	2025	2026	2025	2026	2025	2026	2025	2026	2025	2026	2026
African	8'862	7'333	0	0	37	24	0	0	1'925	1'869	229
Central	1'247	1'401	0	0	9	5	0	0	398	360	41
South/East	2'247	1'486	0	0	16	2	0	0	855	592	121
West	5'368	4'446	0	0	12	17	0	0	672	917	67
American	303	265	0	0	0	0	0	0	126	99	19
Eastern Mediterranean	9'129	7'543	8	4	2	4	0	0	2'200	1'922	185
European	270	234	0	0	0	0	0	0	202	178	28
South East Asian	9'095	4'703	0	0	0	0	0	0	1'846	1'008	117
Western Pacific	910	871	0	0	0	0	0	0	824	718	265
Global	28'569	20'949	8	4	39	28	0	0	7'123	5'794	843

¹cVDPV includes all three serotypes 1, 2 and 3. Please refer to slide 5 for the distribution of cases by serotype.

WHO Regions



For data at country, regional and global levels from 2000 onwards, see the WHO website at <https://extranet.who.int/polis/public/CaseCount.aspx>

*Data reported to WHO/HQ on week 17, 2026