

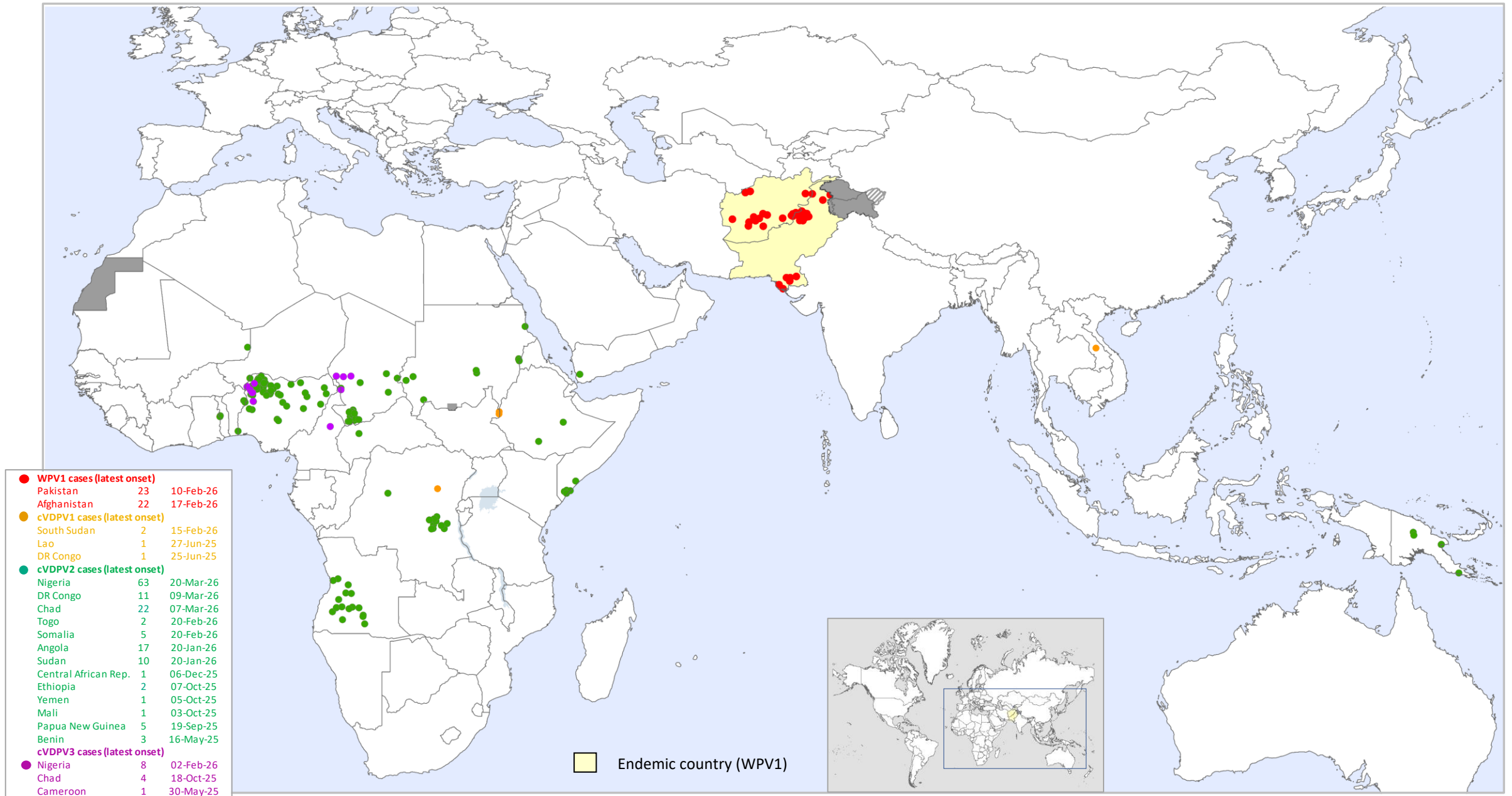
Highlights of New Wild Poliovirus and cVDPV Positives Reported Globally this Week

Country	WPV1			cVDPV1			cVDPV2			cVDPV3			Location State/Province/Governorate
	AFP	ENV	other ¹	AFP	ENV	other ¹	AFP	ENV	other ¹	AFP	ENV	other ¹	
PAKISTAN		6											BALUCHISTAN, SINDH
CHAD							2						OUADDAI, LOGONE ORIENTAL
DR CONGO							1						MANIEMA
MALAWI								1					CENTRAL
NIGERIA							1	1	1				ZAMFARA, NIGER

¹contacts of positive AFP cases, community, healthy children

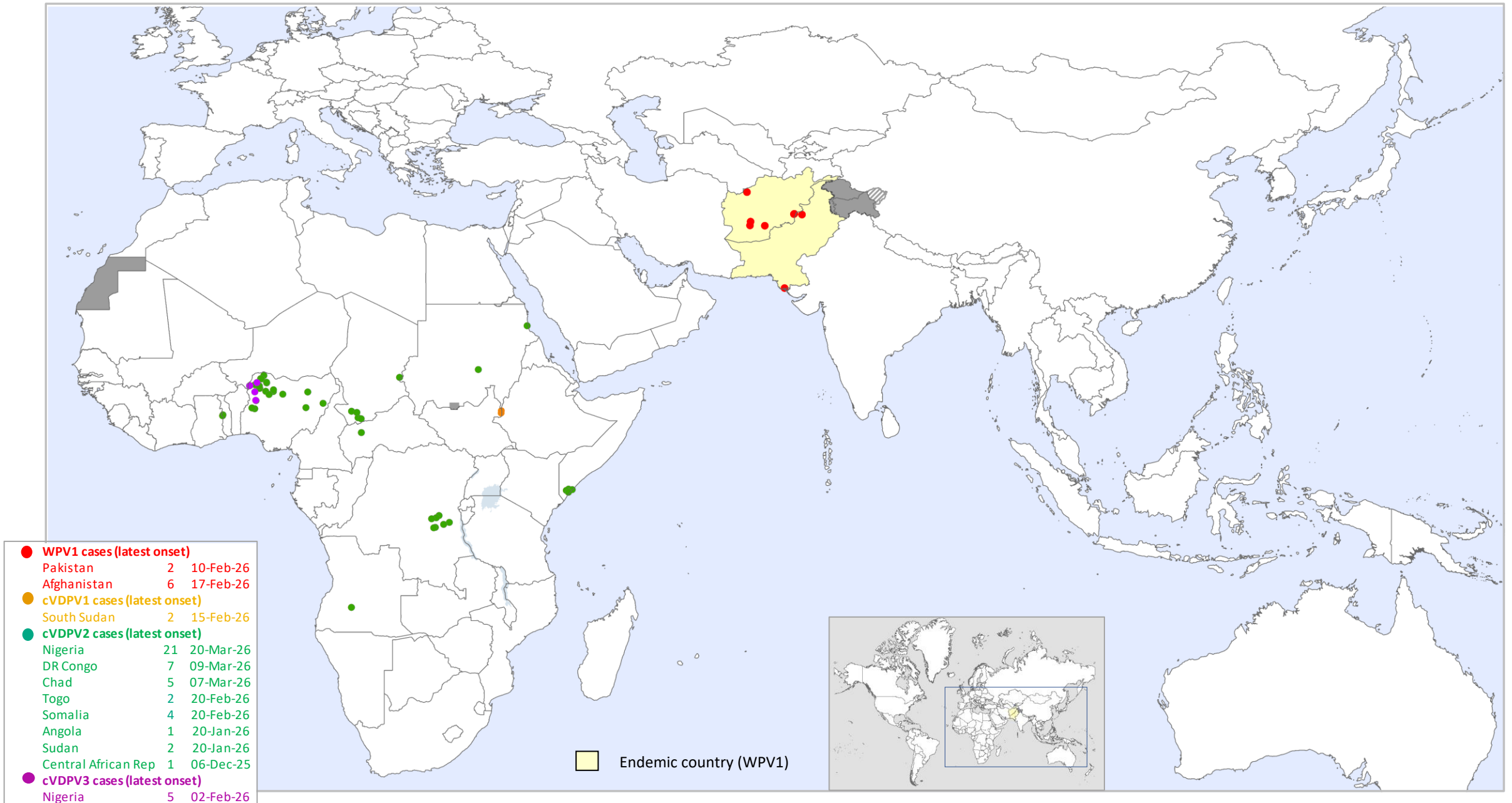
The boundaries and names shown, and the designations used in the maps in this document do not imply the expression of any opinion whatsoever on the part of the World Health Organization concerning the legal status of any country, territory, city or area or of its authorities, or concerning the delimitation of its frontiers or boundaries. Dotted lines on maps represent approximate border lines for which there may not yet be full agreement. As of 27 May 2025, Indonesia is part of the Western Pacific Region and no longer of the South-East Asia Region. © WHO 2026. All rights reserved

Global WPV1 & cVDPV Cases¹, Previous 12 Months²



¹Excludes viruses detected from environmental surveillance; ²Onset of paralysis: 29 Apr. 2025 to 28 Apr. 2026

Global WPV1 & cVDPV Cases¹, Previous 6 Months²



¹Excludes viruses detected from environmental surveillance; ²Onset of paralysis: 29 Oct. 2025 to 28 Apr. 2026

Global Wild Poliovirus 2018 - 2026

Country or territory	Wild virus type 1 confirmed cases										Wild virus type 1 reported from other sources ²										
	Full year total								01 Jan-28 Apr ¹		Date of most recent case	Full year total								01 Jan-28 Apr ¹	Date of most recent virus
	2018	2019	2020	2021	2022	2023	2024	2025	2025	2026		2018	2019	2020	2021	2022	2023	2024	2025	2026	
Pakistan	12	147	84	1	20	6	74	31	8	1	10-Feb-26	141	405	455	65	41	127	648	661	57	01-Apr-26
Afghanistan	21	29	56	4	2	6	25	21	2	3	17-Feb-26	83	60	49	1	22	62	124	94	17	23-Feb-26
Germany	0	0	0	0	0	0	0	0	0	0	NA								3		13-Oct-25
Mozambique	0	0	0	0	8	0	0	0	0	0	10-Aug-22										
Malawi	0	0	0	1	0	0	0	0	0	0	19-Nov-21										
Iran	0	0	0	0	0	0	0	0	0	0	NA		3								20-May-19
Total (Type 1)	33	176	140	6	30	12	99	52	10	4		224	468	504	66	63	189	772	758	74	
Tot. in endemic countries	33	176	140	5	22	12	99	52	10	4											
Tot. in non-end countries	0	0	0	1	8	0	0	0	0	0											
No. of countries (infected)	2	2	2	3	3	2	2	2	2	2											
No. of countries (endemic)	3	3	3	2	2	2	2	2	2	2											
Total Female	18	72	59	2	10	4	43	30	4	2											
Total Male	15	104	81	4	20	8	56	22	6	2											

Countries in yellow are endemic. ¹Data reported to WHO HQ on week 18 in 2025 and 2026

²Wild viruses from environmental samples, selected contacts, healthy children and other sources.

Global Circulating Vaccine-derived Poliovirus (cVDPV)^{1,2,3}

¹For cVDPV definition see http://polioeradication.org/wp-content/uploads/2016/09/Reporting-and-Classification-of-VDPVs_Aug2016_EN.pdf. ² Include contact, healthy and community samples. ³cVDPV1 and cVDPV2 isolated from **1 child in 2023**

	Country	AFP cases (Paralysis onset between 2023-2026)					Other sources (Human) ² (Collection between 2023-2026)					Other sources (Environment) (Collection between 2023-2026)				
		2023	2024	2025	2026	Onset of most recent case	2023	2024	2025	2026	most recent collection date	2023	2024	2025	2026	most recent collection date
cVDPV1 ¹	South Sudan				2	15-Feb-26				7	16-Mar-26					
	Lao PDR			1		27-Jun-25			2		03-Sep-25					03-Aug-25
	Israel												11			
	DR Congo	106 ³	10	1		25-Jun-25		1			23-Jun-24					
	Djibouti													10		18-May-25
	Algeria			1		25-Jan-25								1		17-Mar-25
	Mozambique	4	1			17-May-24										
Madagascar	24				16-Sep-23	7				20-Jun-23	92				31-Jul-23	
Total type 1	134	11	3	2		7	1	2	7		92	0	22	0		
cVDPV2 ¹	Nigeria	87	98	66	14	20-Mar-26	38	43	37	7	29-Mar-26	80	24	16	4	06-Apr-26
	Malawi											1	24	2	5	23-Mar-26
	Somalia	8	7	2	3	20-Feb-26	3	3			12-Mar-24	9	3	13	5	10-Mar-26
	DR Congo	121 ³	15	6	5	09-Mar-26	10	1	3		09-Dec-25	37	1			23-Jan-24
	Chad	55	39	31	2	07-Mar-26	6	1	9		01-Apr-25	3	16	23	1	04-Feb-26
	The United Kingdom												6	2	2	03-Mar-26
	Namibia													2	5	03-Mar-26
	Sudan		1	12	1	20-Jan-26						5	2	6	3	28-Feb-26
	Togo				2	20-Feb-26										
	Angola		9	19	1	20-Jan-26		2	6	3						
	Algeria		1			10-Dec-24	3				05-Jan-23	24	11	19	2	11-Jan-26
	Zambia	1				03-Apr-23	4				25-May-23	2			1	29-Dec-25
	Tanzania	2				14-Jul-23	6				12-Aug-23	6	1	8		16-Dec-25
	Central African Republic	14		2		06-Dec-25	15		1		21-Jun-25	1		1		25-Mar-25
	Ethiopia	1	44	40		07-Oct-25			4	4	15-Oct-25		2			20-Dec-24
	Papua New Guinea			5		19-Sep-25			3		11-Apr-25			65		13-Oct-25
	Benin	3	1	3		16-May-25			3		27-Sep-25	4	1	4		07-Oct-25
	Germany												25	17		06-Oct-25
	Yemen	8	187	30		05-Oct-25	1	1			09-Mar-24	16	26	13		30-Sep-25
	Mali	15	1	1		03-Oct-25						6				24-Oct-23
	Djibouti			1		12-Jan-25							9	17		18-May-25
	Côte d'Ivoire	6	1			31-Jul-24	16		1		12-May-25	46	30	2		06-Feb-25
	Niger	3	16	3		18-Apr-25						4	24			12-Nov-24
	Cameroon		3			10-Dec-24		1			02-Aug-24	13	2	2		07-Apr-25
	Burkina Faso	3		1		30-Mar-25						1				12-Dec-23
	Senegal		1			20-Sep-24						1	8	1		05-Mar-25
	occupied Palestinian territory		1			25-Jul-24							21	7		05-Mar-25
	Israel	1				13-Feb-23								2	2	11-Feb-25
	Poland												2	1		21-Jan-25
	South Sudan	3	10			16-Nov-24	3	4			06-May-24		13			10-Dec-24
	Finland												1			19-Nov-24
	Spain												1			16-Sep-24
	Ghana												1			20-Aug-24
	Egypt											11	2			01-Aug-24
	Kenya	8				21-Aug-23	6	5			13-Jul-24	8	1			15-May-24
	Indonesia	6	7			27-Jun-24	7	14			10-Jul-24	1				07-Dec-23
	Bahrain												1			30-Jun-24
	Zimbabwe	1				02-Dec-23	2				12-Nov-23	17	10			25-Jun-24
	Guinea	47	5			12-Jun-24	10	1			17-Mar-24	29	5			28-Mar-24
	Liberia		1			08-Jun-24		12			20-Mar-24	2	15			04-Jun-24
	Sierra Leone												15			28-May-24
	Uganda												1			07-May-24
	Equatorial Guinea												1			26-Mar-24
Mozambique	1				28-Sep-23	4				08-Dec-23		1			05-Mar-24	
Gambia												1			15-Feb-24	
Mauritania	1				17-Oct-23						3				13-Dec-23	
Congo											2				07-Dec-23	
Botswana											5				25-Jul-23	
Burundi	1				15-Jun-23						13				13-Jun-23	
Total type 2	396	448	222	28		134	92	67	10		351	290	226	27		
cVDPV3 ¹	Nigeria			6	2	02-Feb-26										
	Chad			4		18-Oct-25			1		22-Jul-25					
	Cameroon			1		30-May-25										
	Guinea		4	2		07-Mar-25										
	French Guiana											3				06-Aug-24
Total type 3	0	4	13	2		0	0	1	0		0	3	0	0		
Gender	Female (all sero type)	222	206	96	10											
	Male (all sero type)	303	257	139	21											
	Gender Unknown	4		3	1											

Environmental surveillance for poliovirus in selected sewage sites established and working

Changes from previous week

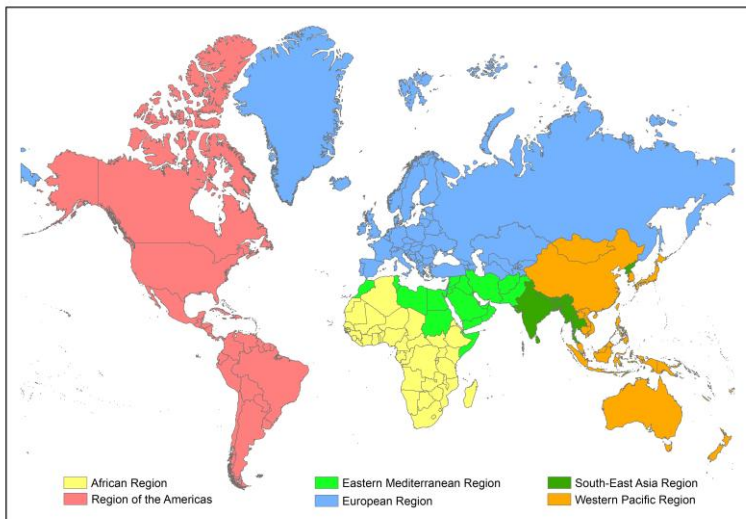
Global Surveillance Indicators: Year to Date Comparison

2025 & 2026: 01 Jan. to 28 Apr. 2026*

WHO Region	AFP cases		Wild poliovirus cases		cVDPV ¹ cases		Polio compatibles		Pending final classification (year to date comparison)		
									Total		> 90 days
	2025	2026	2025	2026	2025	2026	2025	2026	2025	2026	2026
African	9'400	7'333	0	0	40	28	0	0	2'060	1'869	312
Central	1'453	1'401	0	0	9	8	0	0	453	360	48
South/East	2'475	1'486	0	0	16	2	0	0	938	592	160
West	5'472	4'446	0	0	15	18	0	0	669	917	104
American	332	294	0	0	0	0	0	0	142	113	28
Eastern Mediterranean	9'721	8'141	10	4	2	4	0	0	2'085	2'083	224
European	287	253	0	0	0	0	0	0	190	185	38
South East Asian	9'786	5'089	0	0	0	0	0	0	2'014	1'139	145
Western Pacific	910	909	0	0	0	0	0	0	824	735	337
Global	30'436	22'019	10	4	42	32	0	0	7'315	6'124	1'084

¹cVDPV includes all three serotypes 1, 2 and 3. Please refer to slide 5 for the distribution of cases by serotype.

WHO Regions



For data at country, regional and global levels from 2000 onwards, see the WHO website at <https://extranet.who.int/polis/public/CaseCount.aspx>

*Data reported to WHO/HQ on week 18, 2026