

Highlights of New Wild Poliovirus and cVDPV Positives Reported Globally this Week

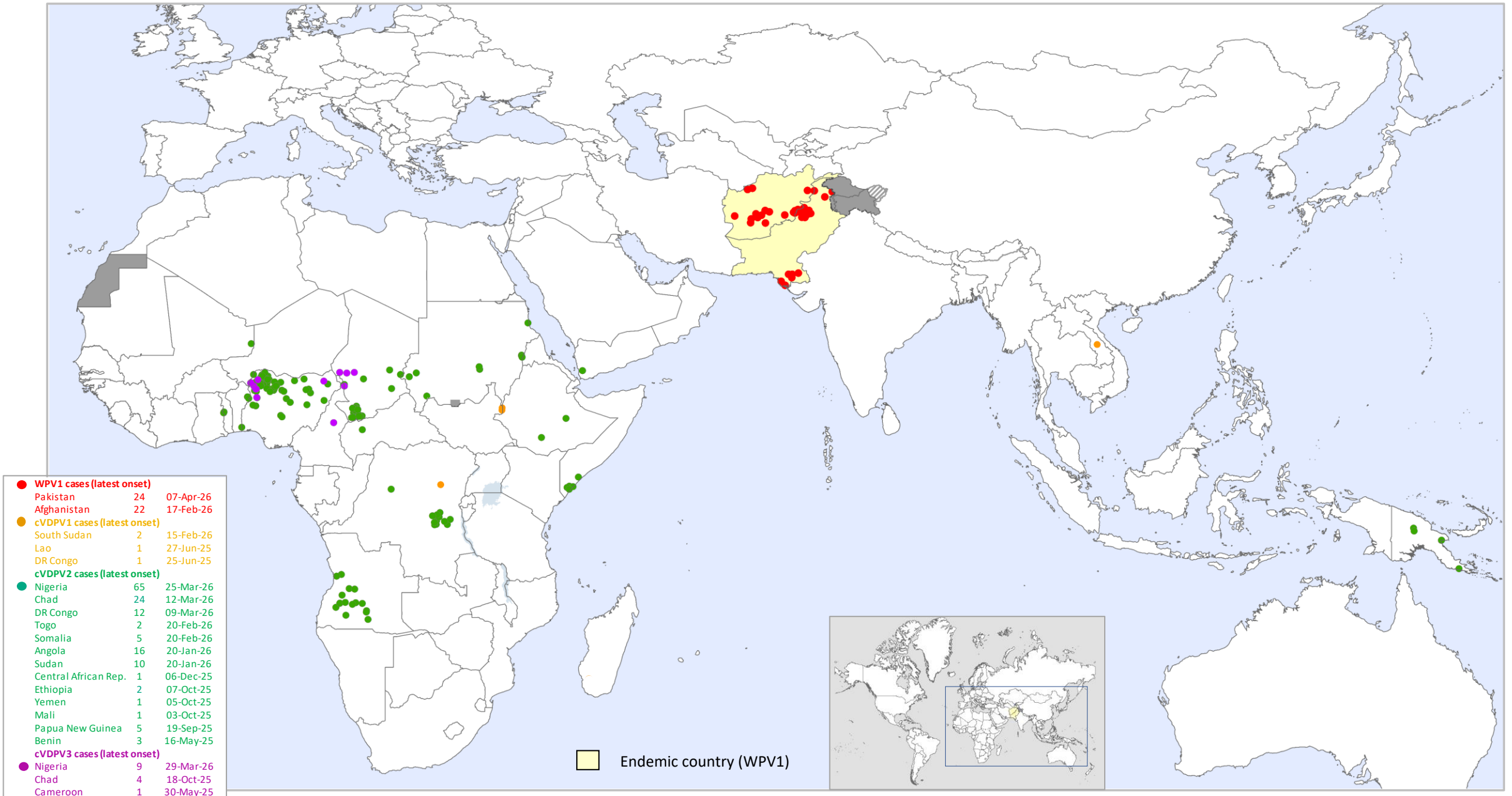
Country	WPV1			cVDPV1			cVDPV2			cVDPV3			Location State/Province/Governorate
	AFP	ENV	other ¹	AFP	ENV	other ¹	AFP	ENV	other ¹	AFP	ENV	other ¹	
AFGHANISTAN		6											HILMAND, ZABUL, KANDAHAR, NANGARHAR
PAKISTAN	2	14											BALUCHISTAN, SINDH, KHYBER PAKHTUNKHWA, PUNJAB
AUSTRALIA								1					WESTERN AUSTRALIA
CHAD							2						LOGONE ORIENTAL
DR CONGO							1						MANIEMA
NIGERIA							3		1	2			BAUCHI, ZAMFARA, YOBE, BORNO

¹contacts of positive AFP cases, community, healthy children

The boundaries and names shown, and the designations used in the maps in this document do not imply the expression of any opinion whatsoever on the part of the World Health Organization concerning the legal status of any country, territory, city or area or of its authorities, or concerning the delimitation of its frontiers or boundaries. Dotted lines on maps represent approximate border lines for which there may not yet be full agreement. As of 27 May 2025, Indonesia is part of the Western Pacific Region and no longer of the South-East Asia Region. © WHO 2026. All rights reserved

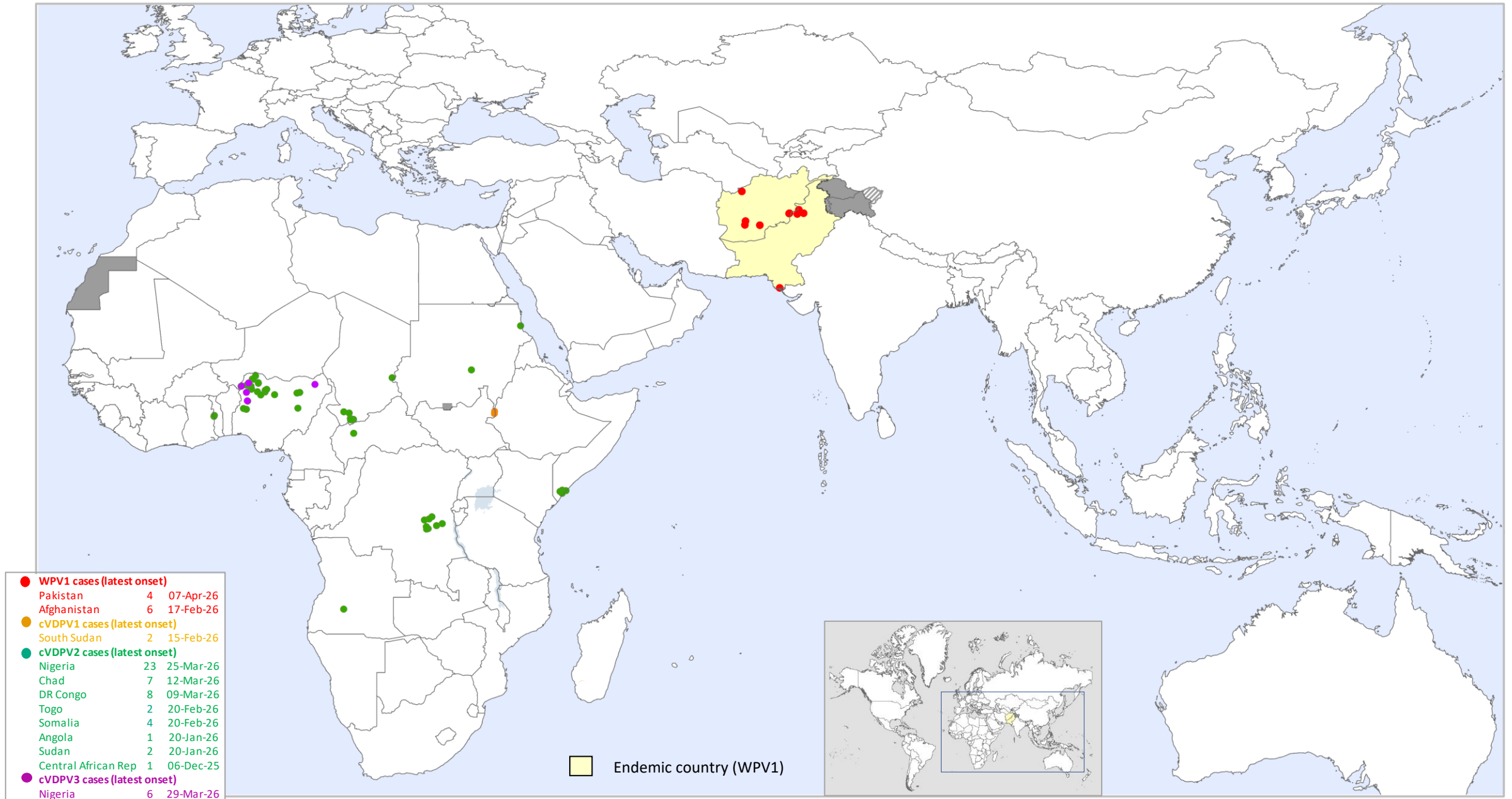
Data in WHO HQ as of 05 May 2026

Global WPV1 & cVDPV Cases¹, Previous 12 Months²



¹Excludes viruses detected from environmental surveillance; ²Onset of paralysis: 05 May 2025 to 05 May 2026

Global WPV1 & cVDPV Cases¹, Previous 6 Months²



¹Excludes viruses detected from environmental surveillance; ²Onset of paralysis: 06 Nov. 2025 to 05 May 2026

Global Wild Poliovirus 2018 - 2026

Country or territory	Wild virus type 1 confirmed cases										Date of most recent case	Wild virus type 1 reported from other sources ²									
	Full year total								01 Jan-05 May ¹			Full year total								01 Jan-05 May ¹	
	2018	2019	2020	2021	2022	2023	2024	2025	2025	2026		2018	2019	2020	2021	2022	2023	2024	2025	2026	
Pakistan	12	147	84	1	20	6	74	31	8	3	07-Apr-26	141	405	455	65	41	127	648	663	71	01-Apr-26
Afghanistan	21	29	56	4	2	6	25	21	2	3	17-Feb-26	83	60	49	1	22	62	124	94	23	26-Mar-26
Germany	0	0	0	0	0	0	0	0	0	0	NA								3		13-Oct-25
Mozambique	0	0	0	0	8	0	0	0	0	0	10-Aug-22										
Malawi	0	0	0	1	0	0	0	0	0	0	19-Nov-21										
Iran	0	0	0	0	0	0	0	0	0	0	NA		3								20-May-19
Total (Type 1)	33	176	140	6	30	12	99	52	10	6		224	468	504	66	63	189	772	760	94	
Tot. in endemic countries	33	176	140	5	22	12	99	52	10	6											
Tot. in non-end countries	0	0	0	1	8	0	0	0	0	0											
No. of countries (infected)	2	2	2	3	3	2	2	2	2	2											
No. of countries (endemic)	3	3	3	2	2	2	2	2	2	2											
Total Female	18	72	59	2	10	4	43	30	4	4											
Total Male	15	104	81	4	20	8	56	22	6	2											

Countries in yellow are endemic. ¹Data reported to WHO HQ on week 19 in 2025 and 2026

²Wild viruses from environmental samples, selected contacts, healthy children and other sources.

Global Circulating Vaccine-derived Poliovirus (cVDPV)^{1,2,3}

¹For cVDPV definition see http://polioeradication.org/wp-content/uploads/2016/09/Reporting-and-Classification-of-VDPVs_Aug2016_EN.pdf. ² Include contact, healthy and community samples. ³cVDPV1 and cVDPV2 isolated from **1 child in 2023**

	Country	AFP cases (Paralysis onset between 2023-2026)					Other sources (Human) ² (Collection between 2023-2026)					Other sources (Environment) (Collection between 2023-2026)				
		2023	2024	2025	2026	Onset of most recent case	2023	2024	2025	2026	most recent collection date	2023	2024	2025	2026	most recent collection date
cVDPV ¹	South Sudan				2	15-Feb-26				7	16-Mar-26					
	Lao PDR			1		27-Jun-25			2		03-Sep-25					
	Israel												11		03-Aug-25	
	DR Congo	106 ³	10	1		25-Jun-25		1			23-Jun-24					
	Djibouti												10		18-May-25	
	Algeria			1		25-Jan-25							1		17-Mar-25	
	Mozambique	4	1			17-May-24										
Madagascar	24				16-Sep-23	7				20-Jun-23	92				31-Jul-23	
	Total type 1	134	11	3	2		7	1	2	7		92	0	22	0	
cVDPV ²	Australia															13-Apr-26
	Nigeria	87	98	66	17	25-Mar-26	38	43	37	8	29-Mar-26	80	24	16	4	06-Apr-26
	Malawi											1	24	2	5	23-Mar-26
	Chad	55	39	31	4	12-Mar-26	6	1	9			3	16	23	1	04-Feb-26
	Somalia	8	7	2	3	20-Feb-26	3	3				9	3	13	5	10-Mar-26
	DR Congo	121 ³	15	6	6	09-Mar-26	10	1	3			37	1			23-Jan-24
	The United Kingdom												6	2	2	03-Mar-26
	Namibia													2	5	03-Mar-26
	Sudan		1	12	1	20-Jan-26						5	2	6	3	28-Feb-26
	Togo				2	20-Feb-26				3	24-Feb-26					
	Angola		9	19	1	20-Jan-26		2	6		09-Dec-25	1	7	2		26-Jun-25
	Algeria		1			10-Dec-24	3				05-Jan-23	24	11	19	2	11-Jan-26
	Zambia	1				03-Apr-23	4				25-May-23	2		1		29-Dec-25
	Tanzania	2				14-Jul-23	6				12-Aug-23	6	1	8		16-Dec-25
	Central African Republic	14		2		06-Dec-25	15		1		21-Jun-25	1		1		25-Mar-25
	Ethiopia	1	44	40		07-Oct-25		4	4		15-Oct-25		2			20-Dec-24
	Papua New Guinea			5		19-Sep-25			3		11-Apr-25			64		13-Oct-25
	Benin	3	1	3		16-May-25			3		27-Sep-25	4	1	4	4	07-Oct-25
	Germany												25	17		06-Oct-25
	Yemen	8	187	30		05-Oct-25	1	1			09-Mar-24	16	26	13		30-Sep-25
	Mali	15	1	1		03-Oct-25						6				24-Oct-23
	Djibouti			1		12-Jan-25							9	17		18-May-25
	Côte d'Ivoire	6	1			31-Jul-24	16		1		12-May-25	46	30	2		06-Feb-25
	Niger	3	16	3		18-Apr-25						4	24			12-Nov-24
	Cameroon		3			10-Dec-24			1		02-Aug-24	13	2	2		07-Apr-25
	Burkina Faso	3		1		30-Mar-25						1				12-Dec-23
	Senegal		1			20-Sep-24						1	8	1		05-Mar-25
	occupied Palestinian territory		1			25-Jul-24							21	7		05-Mar-25
	Israel	1				13-Feb-23								2		11-Feb-25
	Poland													2	1	21-Jan-25
	South Sudan	3	10			16-Nov-24	3	4			06-May-24		13			10-Dec-24
	Finland													1		19-Nov-24
	Spain													1		16-Sep-24
	Ghana													1		20-Aug-24
	Egypt											11	2			01-Aug-24
	Kenya	8				21-Aug-23	6	5			13-Jul-24	8	1			15-May-24
	Indonesia	6	7			27-Jun-24	7	14			10-Jul-24	1				07-Dec-23
	Bahrain													1		30-Jun-24
	Zimbabwe	1				02-Dec-23	2				12-Nov-23	17	10			25-Jun-24
	Guinea	47	5			12-Jun-24	10	1			17-Mar-24	29	5			28-Mar-24
	Liberia		1			08-Jun-24		12			20-Mar-24	2	15			04-Jun-24
	Sierra Leone												15			28-May-24
Uganda												1			07-May-24	
Equatorial Guinea												1			26-Mar-24	
Mozambique	1				28-Sep-23	4				08-Dec-23		1			05-Mar-24	
Gambia												1			15-Feb-24	
Mauritania	1				17-Oct-23						3				13-Dec-23	
Congo											2				07-Dec-23	
Botswana											5				25-Jul-23	
Burundi	1				15-Jun-23						13				13-Jun-23	
	Total type 2	396	448	222	34		134	92	67	11		351	290	225	28	
cVDPV ³	Nigeria			7	3	29-Mar-26										
	Chad			4		18-Oct-25			1		22-Jul-25					
	Cameroon			1		30-May-25										
	Guinea		4	2		07-Mar-25										
	French Guiana												3			06-Aug-24
	Total type 3	0	4	14	3		0	0	1	0		0	3	0	0	
Gender	Female (all sero type)	222	206	97	11											
	Male (all sero type)	303	257	139	27											
	Gender Unknown	4		3	1											

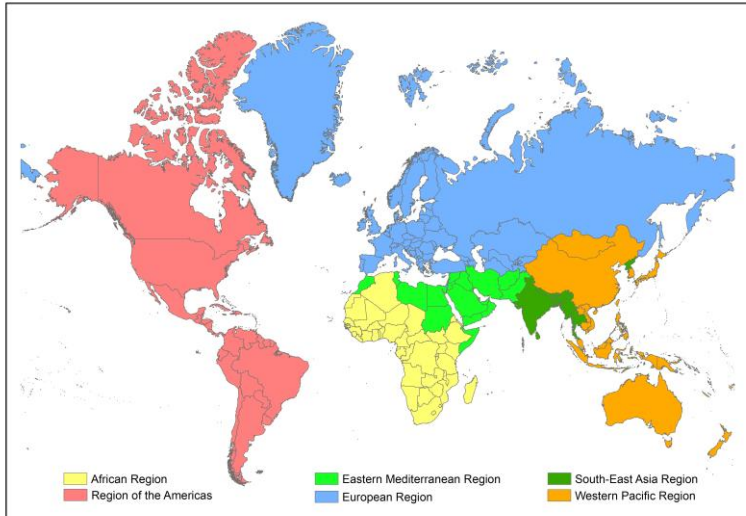
Global Surveillance Indicators: Year to Date Comparison

2025 & 2026: 01 Jan. to 05 May 2026*

WHO Region	AFP cases		Wild poliovirus cases		cVDPV ¹ cases		Polio compatibles		Pending final classification (year to date comparison)		
									Total		> 90 days
	2025	2026	2025	2026	2025	2026	2025	2026	2025	2026	2026
African	10'715	8'747	0	0	42	35	0	0	2'312	1'938	363
Central	1'453	1'688	0	0	10	11	0	0	453	406	59
South/East	2'648	1'721	0	0	16	2	0	0	817	662	206
West	6'614	5'338	0	0	16	22	0	0	1'042	870	98
American	386	294	0	0	0	0	0	0	153	113	38
Eastern Mediterranean	10'495	8'755	10	6	2	4	0	0	2'267	2'182	244
European	301	274	0	0	0	0	0	0	175	179	37
South East Asian	10'396	5'400	0	0	0	0	0	0	2'125	1'259	177
Western Pacific	933	928	0	0	0	0	0	0	816	733	397
Global	33'226	24'398	10	6	44	39	0	0	7'848	6'404	1'256

¹cVDPV includes all three serotypes 1, 2 and 3. Please refer to slide 5 for the distribution of cases by serotype.

WHO Regions



For data at country, regional and global levels from 2000 onwards, see the WHO website at <https://extranet.who.int/polis/public/CaseCount.aspx>

*Data reported to WHO/HQ on week 19, 2026