

# Highlights of New Wild Poliovirus and cVDPV Positives Reported Globally this Week

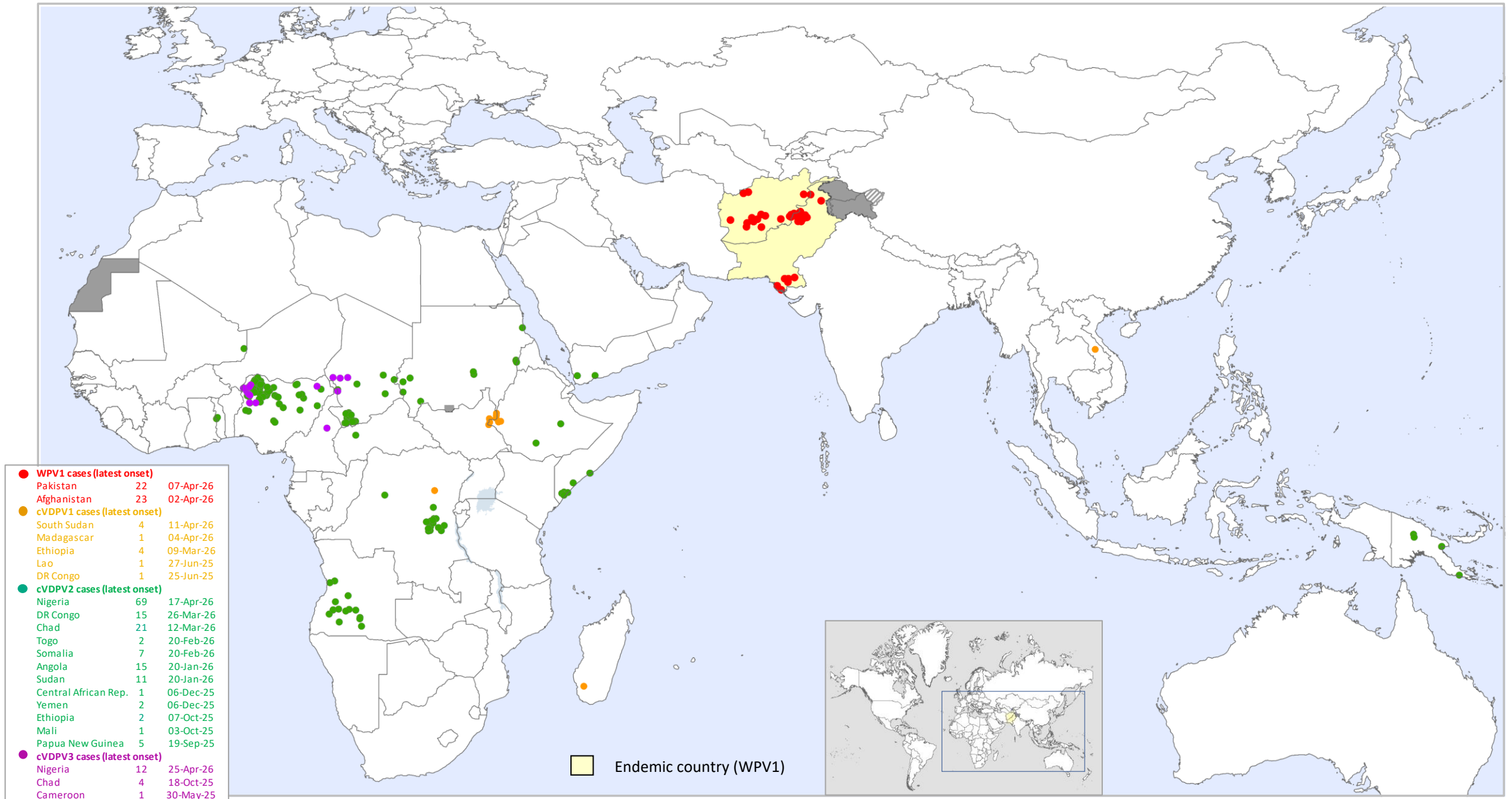
Country	WPV1			cVDPV1			cVDPV2			cVDPV3			Location State/Province/Governorate
	AFP	ENV	other <sup>1</sup>	AFP	ENV	other <sup>1</sup>	AFP	ENV	other <sup>1</sup>	AFP	ENV	other <sup>1</sup>	
AFGHANISTAN	1	11											HILMAND, KANDAHAR, NANGARHAR, ZABUL
CHAD									2				CHARI BAGUIRMI
MADAGASCAR				1									SUD-OUEST
NIGERIA										3			KEBBI, NIGER
SOMALIA							2	3					BANADIR, LOWER JUBA
SOUTH SUDAN				1		1							UPPER NILE

<sup>1</sup>contacts of positive AFP cases, community, healthy children

The boundaries and names shown, and the designations used in the maps in this document do not imply the expression of any opinion whatsoever on the part of the World Health Organization concerning the legal status of any country, territory, city or area or of its authorities, or concerning the delimitation of its frontiers or boundaries. Dotted lines on maps represent approximate border lines for which there may not yet be full agreement. As of 27 May 2025, Indonesia is part of the Western Pacific Region and no longer of the South-East Asia Region. © WHO 2026. All rights reserved

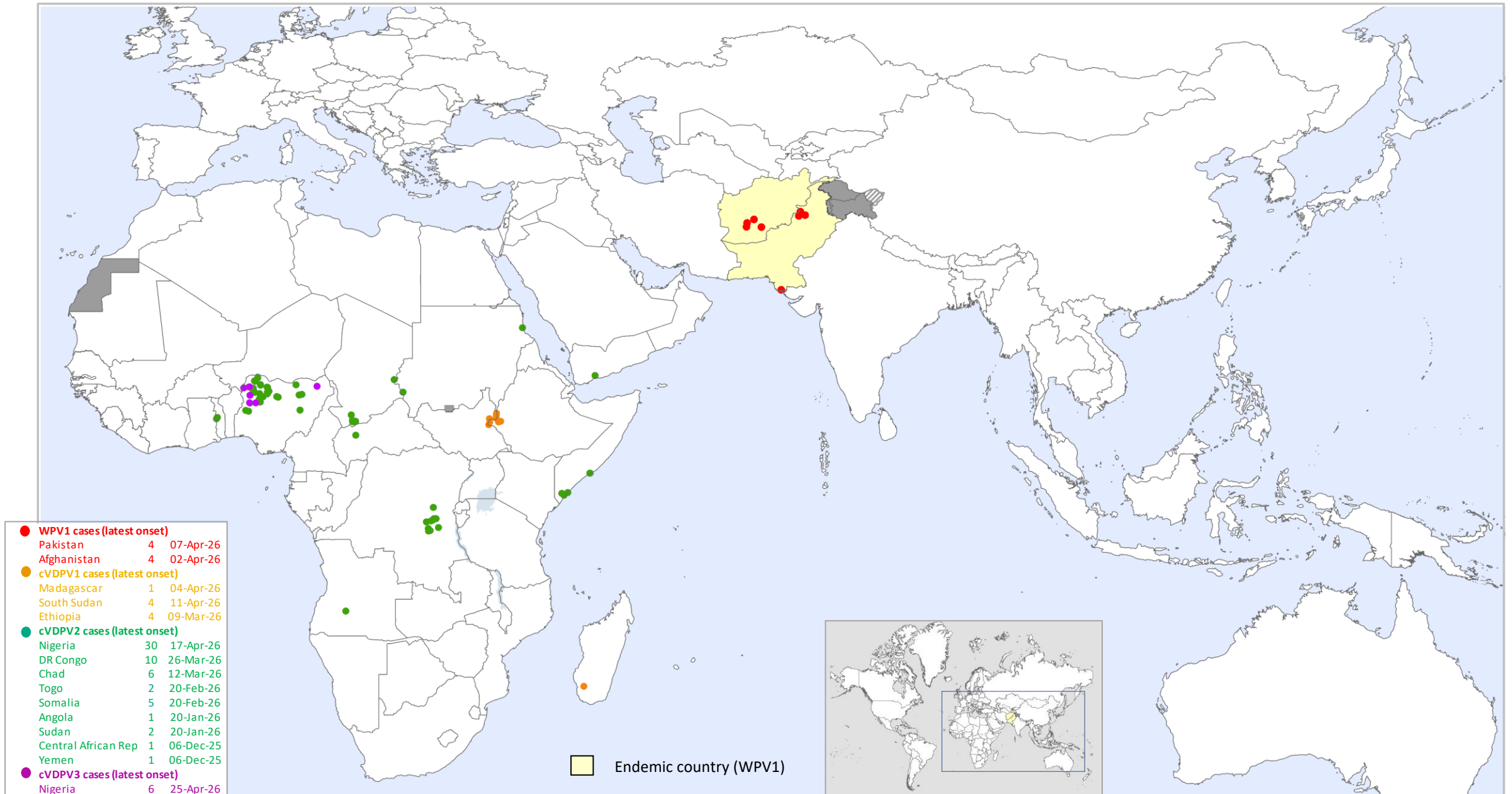
Data in WHO HQ as of 26 May 2026

# Global WPV1 & cVDPV Cases<sup>1</sup>, Previous 12 Months<sup>2</sup>



<sup>1</sup>Excludes viruses detected from environmental surveillance; <sup>2</sup>Onset of paralysis: 27 May 2025 to 26 May 2026

# Global WPV1 & cVDPV Cases<sup>1</sup>, Previous 6 Months<sup>2</sup>



<sup>1</sup>Excludes viruses detected from environmental surveillance; <sup>2</sup>Onset of paralysis: 27 Nov. 2025 to 26 May 2026

# Global Wild Poliovirus 2018 - 2026

Country or territory	Wild virus type 1 confirmed cases											Wild virus type 1 reported from other sources <sup>2</sup>									
	Full year total								01 Jan-26 May <sup>1</sup>		Date of most recent case	Full year total								01 Jan-26 May <sup>1</sup>	Date of most recent virus
	2018	2019	2020	2021	2022	2023	2024	2025	2025	2026		2018	2019	2020	2021	2022	2023	2024	2025	2026	
<b>Afghanistan</b>	21	29	56	4	2	6	25	21	2	4	02-Apr-26	83	60	49	1	22	62	124	94	34	27-Apr-26
<b>Pakistan</b>	12	147	84	1	20	6	74	31	10	3	07-Apr-26	141	405	455	65	41	127	648	663	84	14-Apr-26
Germany	0	0	0	0	0	0	0	0	0	0	NA								3		13-Oct-25
Mozambique	0	0	0	0	8	0	0	0	0	0	10-Aug-22										
Malawi	0	0	0	1	0	0	0	0	0	0	19-Nov-21										
Iran	0	0	0	0	0	0	0	0	0	0	NA		3								20-May-19
<b>Total (Type 1)</b>	<b>33</b>	<b>176</b>	<b>140</b>	<b>6</b>	<b>30</b>	<b>12</b>	<b>99</b>	<b>52</b>	<b>12</b>	<b>7</b>		<b>224</b>	<b>468</b>	<b>504</b>	<b>66</b>	<b>63</b>	<b>189</b>	<b>772</b>	<b>760</b>	<b>118</b>	
<b>Tot. in endemic countries</b>	33	176	140	5	22	12	99	52	12	7											
<b>Tot. in non-end countries</b>	0	0	0	1	8	0	0	0	0	0											
<b>No. of countries (infected)</b>	2	2	2	3	3	2	2	2	2	2											
<b>No. of countries (endemic)</b>	3	3	3	2	2	2	2	2	2	2											
<b>Total Female</b>	18	72	59	2	10	4	43	30	5	4											
<b>Total Male</b>	15	104	81	4	20	8	56	22	7	3											

Countries in yellow are endemic. <sup>1</sup>Data reported to WHO HQ on week 22 in 2025 and 2026

<sup>2</sup>Wild viruses from environmental samples, selected contacts, healthy children and other sources.

# Global Circulating Vaccine-derived Poliovirus (cVDPV)<sup>1,2,3</sup>

<sup>1</sup>For cVDPV definition see [http://polioeradication.org/wp-content/uploads/2016/09/Reporting-and-Classification-of-VDPVs\\_Aug2016\\_EN.pdf](http://polioeradication.org/wp-content/uploads/2016/09/Reporting-and-Classification-of-VDPVs_Aug2016_EN.pdf). <sup>2</sup> Include contact, healthy and community samples. <sup>3</sup>cVDPV1 and cVDPV2 isolated from **1 child in 2023**

	Country	AFP cases (Paralysis onset between 2023-2026)					Other sources (Human) <sup>2</sup> (Collection between 2023-2026)					Other sources (Environment) (Collection between 2023-2026)				
		2023	2024	2025	2026	Onset of most recent case	2023	2024	2025	2026	most recent collection date	2023	2024	2025	2026	most recent collection date
cVDPV1 <sup>1</sup>	South Sudan				4	11-Apr-26				8	15-Apr-26					
	Madagascar	24			1	04-Apr-26	7				20-Jun-23	92				31-Jul-23
	Ethiopia				4	09-Mar-26										
	Lao PDR			1		27-Jun-25			2		03-Sep-25					
	Israel												11			03-Aug-25
	DR Congo	106 <sup>3</sup>	10	1		25-Jun-25		1			23-Jun-24					
	Djibouti													10		18-May-25
	Algeria			1		25-Jan-25								1		17-Mar-25
Mozambique	4	1			17-May-24											
<b>Total type 1</b>	<b>134</b>	<b>11</b>	<b>3</b>	<b>9</b>		<b>7</b>	<b>1</b>	<b>2</b>	<b>8</b>		<b>92</b>	<b>0</b>	<b>22</b>	<b>0</b>		
cVDPV2 <sup>1</sup>	Somalia	8	7	2	5	20-Feb-26	3	3			12-Mar-24	9	3	13	8	27-Apr-26
	Nigeria	87	98	66	24	17-Apr-26	38	43	37	12	23-Apr-26	80	24	16	4	06-Apr-26
	Australia														1	13-Apr-26
	DR Congo	121 <sup>3</sup>	15	6	9	26-Mar-26	10	1	3		09-Dec-25	37	1			23-Jan-24
	Malawi											1		2	5	23-Mar-26
	Chad	55	39	31	4	12-Mar-26	6	1	11		13-Apr-25	3	16	23	1	04-Feb-26
	The United Kingdom												6	2	2	03-Mar-26
	Namibia													2	5	03-Mar-26
	Sudan		1	13	1	20-Jan-26						5	2	6	3	28-Feb-26
	Togo				2	20-Feb-26										
	Angola		9	19	1	20-Jan-26										26-Jun-25
	Algeria		1			10-Dec-24	3	2	6		09-Dec-25	1	7	2		26-Jun-25
	Zambia	1				03-Apr-23	4				05-Jan-23	24	11	19	2	11-Jan-26
	Tanzania	2				14-Jul-23	6				12-Aug-23	6	1	8		16-Dec-25
	Central African Republic	14		2		06-Dec-25	15		1		21-Jun-25	1		1		25-Mar-25
	Yemen	8	187	31		06-Dec-25	1	1			09-Mar-24	16	26	15		30-Nov-25
	Ethiopia	1	44	40		07-Oct-25	1	4	4		15-Oct-25		2			20-Dec-24
	Papua New Guinea			5		19-Sep-25			3		11-Apr-25			64		13-Oct-25
	Benin	3	1	3		16-May-25			3		27-Sep-25	4	1	4		07-Oct-25
	Germany												25	17		06-Oct-25
	Mali	15	1	1		03-Oct-25						6				24-Oct-23
	Djibouti			1		12-Jan-25							9	17		18-May-25
	Côte d'Ivoire	6	1			31-Jul-24		16		1	12-May-25	46	30	2		06-Feb-25
	Niger	3	16	3		18-Apr-25						4	24			12-Nov-24
	Cameroon		3			10-Dec-24			1		02-Aug-24	13	2	2		07-Apr-25
	Burkina Faso	3		1		30-Mar-25						1				12-Dec-23
	Senegal		1			20-Sep-24						1	8	1		05-Mar-25
	occupied Palestinian territory		1			25-Jul-24							21	7		05-Mar-25
	Israel	1				13-Feb-23									2	11-Feb-25
	Poland														1	21-Jan-25
	South Sudan	3	10			16-Nov-24	3	4			06-May-24		13			10-Dec-24
	Finland														1	19-Nov-24
	Spain														1	16-Sep-24
	Ghana														1	20-Aug-24
	Egypt											11	2			01-Aug-24
	Kenya	8				21-Aug-23	6	5			13-Jul-24	8	1			15-May-24
	Indonesia	6	7			27-Jun-24	7	14			10-Jul-24	1				07-Dec-23
	Bahrain													1		30-Jun-24
	Zimbabwe	1				02-Dec-23	2				12-Nov-23	17	10			25-Jun-24
	Guinea	47	5			12-Jun-24	10	1			17-Mar-24	29	5			28-Mar-24
	Liberia		1			08-Jun-24					20-Mar-24	2	15			04-Jun-24
	Sierra Leone												15			28-May-24
	Uganda												1			07-May-24
Equatorial Guinea												1			26-Mar-24	
Mozambique	1				28-Sep-23	4				08-Dec-23		1			05-Mar-24	
Gambia												1			15-Feb-24	
Mauritania	1				17-Oct-23						3				13-Dec-23	
Congo											2				07-Dec-23	
Botswana											5				25-Jul-23	
Burundi	1				15-Jun-23						13				13-Jun-23	
<b>Total type 2</b>	<b>396</b>	<b>448</b>	<b>224</b>	<b>46</b>		<b>134</b>	<b>92</b>	<b>69</b>	<b>15</b>		<b>351</b>	<b>290</b>	<b>227</b>	<b>31</b>		
cVDPV3 <sup>1</sup>	Nigeria			7	6	25-Apr-26			3		16-Feb-25					
	Chad			4		18-Oct-25			1		22-Jul-25					
	Cameroon			1		30-May-25										
	Guinea		4	2		07-Mar-25										
	French Guiana												3			06-Aug-24
<b>Total type 3</b>	<b>0</b>	<b>4</b>	<b>14</b>	<b>6</b>		<b>0</b>	<b>0</b>	<b>4</b>	<b>0</b>		<b>0</b>	<b>3</b>	<b>0</b>	<b>0</b>		
Gender	Female (all sero type)	222	206	98	17											
	Male (all sero type)	303	257	140	44											
	Gender Unknown	4		3												

 Environmental surveillance for poliovirus in selected sewage sites established and working

**Changes from previous week**

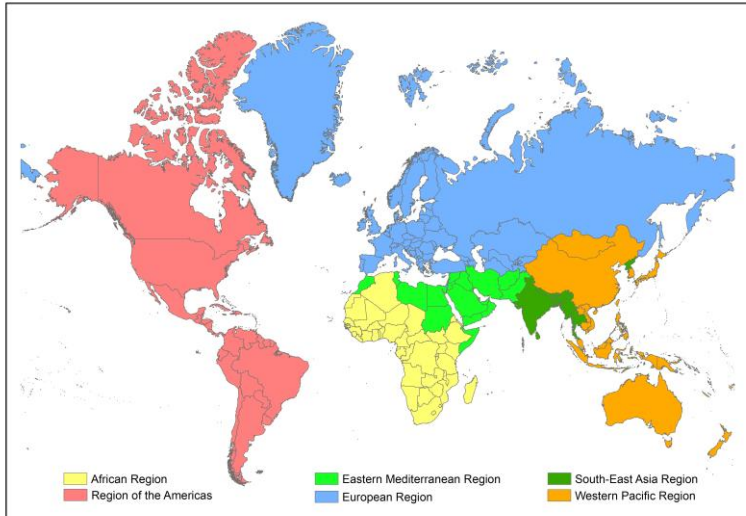
# Global Surveillance Indicators: Year to Date Comparison

## 2025 & 2026: 01 Jan. to 26 May 2026\*

WHO Region	AFP cases		Wild poliovirus cases		cVDPV <sup>1</sup> cases		Polio compatibles		Pending final classification (year to date comparison)		
									Total		> 90 days
	2025	2026	2025	2026	2025	2026	2025	2026	2025	2026	2026
<b>African</b>	13'894	10'764	0	0	49	55	2	0	2'793	2'518	456
<b>Central</b>	2'238	2'203	0	0	10	14	0	0	538	647	100
<b>South/East</b>	3'219	2'017	0	0	20	9	2	0	972	645	241
<b>West</b>	8'437	6'544	0	0	19	32	0	0	1'283	1'226	115
<b>American</b>	469	317	0	0	0	0	0	0	170	119	62
<b>Eastern Mediterranean</b>	11'868	11'196	12	7	6	6	0	0	2'351	2'339	321
<b>European</b>	352	331	0	0	0	0	0	0	195	185	48
<b>South East Asian</b>	12'150	7'076	0	0	0	0	0	0	2'290	1'862	203
<b>Western Pacific</b>	1'404	1'029	0	0	0	0	0	0	1'215	772	538
<b>Global</b>	<b>40'137</b>	<b>30'713</b>	<b>12</b>	<b>7</b>	<b>55</b>	<b>61</b>	<b>2</b>	<b>0</b>	<b>9'014</b>	<b>7'795</b>	<b>1'628</b>

<sup>1</sup>cVDPV includes all three serotypes 1, 2 and 3. Please refer to slide 5 for the distribution of cases by serotype.

### WHO Regions



For data at country, regional and global levels from 2000 onwards, see the WHO website at <https://extranet.who.int/polis/public/CaseCount.aspx>

\*Data reported to WHO/HQ on week 22, 2026