

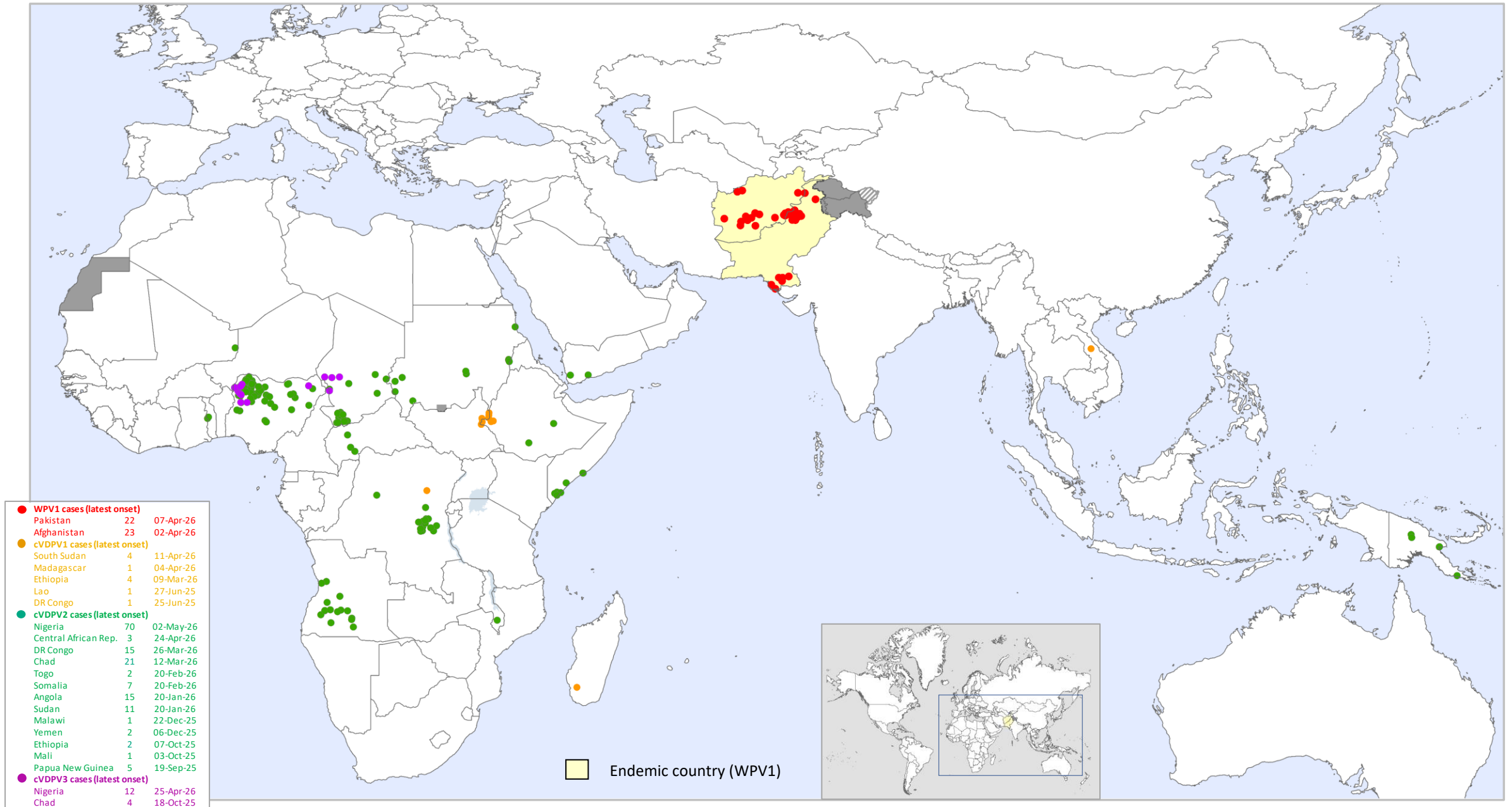
Highlights of New Wild Poliovirus and cVDPV Positives Reported Globally this Week

Country	WPV1			cVDPV1			cVDPV2			cVDPV3			Location State/Province/Governorate
	AFP	ENV	other ¹	AFP	ENV	other ¹	AFP	ENV	other ¹	AFP	ENV	other ¹	
PAKISTAN		4											SINDH
CENTRAL AFRICAN REPUBLIC							2						RS 1
MALAWI							1	2					SOUTHERN
NIGERIA							1						KADUNA

¹contacts of positive AFP cases, community, healthy children

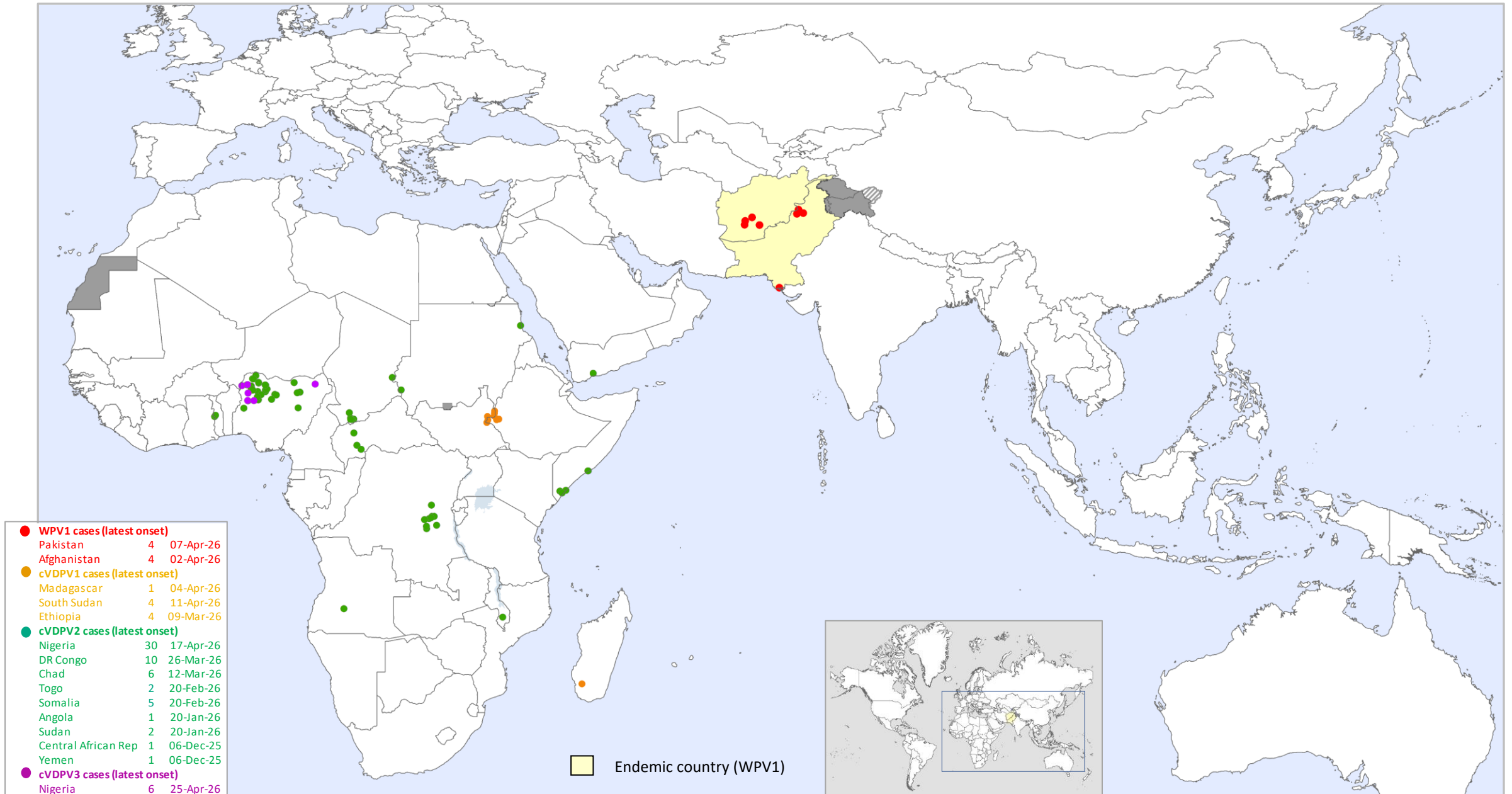
The boundaries and names shown, and the designations used in the maps in this document do not imply the expression of any opinion whatsoever on the part of the World Health Organization concerning the legal status of any country, territory, city or area or of its authorities, or concerning the delimitation of its frontiers or boundaries. Dotted lines on maps represent approximate border lines for which there may not yet be full agreement. As of 27 May 2025, Indonesia is part of the Western Pacific Region and no longer of the South-East Asia Region. © WHO 2026. All rights reserved

Global WPV1 & cVDPV Cases¹, Previous 12 Months²



¹Excludes viruses detected from environmental surveillance; ²Onset of paralysis: 03 Jun. 2025 to 02 Jun. 2026

Global WPV1 & cVDPV Cases¹, Previous 6 Months²



¹Excludes viruses detected from environmental surveillance; ²Onset of paralysis: 03 Dec. 2025 to 02 Jun. 2026

Global Wild Poliovirus 2018 - 2026

Country or territory	Wild virus type 1 confirmed cases										Wild virus type 1 reported from other sources ²										
	Full year total								01 Jan-02 Jun ¹		Date of most recent case	Full year total								01 Jan-02 Jun ¹	Date of most recent virus
	2018	2019	2020	2021	2022	2023	2024	2025	2025	2026		2018	2019	2020	2021	2022	2023	2024	2025	2026	
Afghanistan	21	29	56	4	2	6	25	21	2	4	02-Apr-26	83	60	49	1	22	62	124	94	34	27-Apr-26
Pakistan	12	147	84	1	20	6	74	31	11	3	07-Apr-26	141	405	455	65	41	127	648	663	88	05-May-26
Germany	0	0	0	0	0	0	0	0	0	0	NA								3		13-Oct-25
Mozambique	0	0	0	0	8	0	0	0	0	0	10-Aug-22										
Malawi	0	0	0	1	0	0	0	0	0	0	19-Nov-21										
Iran	0	0	0	0	0	0	0	0	0	0	NA		3								20-May-19
Total (Type 1)	33	176	140	6	30	12	99	52	13	7		224	468	504	66	63	189	772	760	122	
Tot. in endemic countries	33	176	140	5	22	12	99	52	13	7											
Tot. in non-end countries	0	0	0	1	8	0	0	0	0	0											
No. of countries (infected)	2	2	2	3	3	2	2	2	2	2											
No. of countries (endemic)	3	3	3	2	2	2	2	2	2	2											
Total Female	18	72	59	2	10	4	43	30	5	4											
Total Male	15	104	81	4	20	8	56	22	8	3											

Countries in yellow are endemic. ¹Data reported to WHO HQ on week 23 in 2025 and 2026

²Wild viruses from environmental samples, selected contacts, healthy children and other sources.

Global Circulating Vaccine-derived Poliovirus (cVDPV)^{1,2,3}

	Country	AFP cases (Paralysis onset between 2023-2026)				Other sources (Human) ² (Collection between 2023-2026)					Other sources (Environment) (Collection between 2023-2026)						
		2023	2024	2025	2026	Onset of most recent case	2023	2024	2025	2026	most recent collection date	2023	2024	2025	2026	most recent collection date	
cVDPV ¹	South Sudan				4	11-Apr-26				8	15-Apr-26						
	Madagascar	24			1	04-Apr-26	7				20-Jun-23	92				31-Jul-23	
	Ethiopia				4	09-Mar-26											
	Lao PDR			1		27-Jun-25			2		03-Sep-25						
	Israel													11		03-Aug-25	
	DR Congo	106 ³	10	1		25-Jun-25		1			23-Jun-24						
	Djibouti															18-May-25	
	Algeria			1		25-Jan-25								1		17-Mar-25	
Mozambique	4	1			17-May-24												
Total type 1	134	11	3	9		7	1	2	8		92	0	22	0			
cVDPV ²	Nigeria	87	98	66	25	02-May-26	38	43	37	12	23-Apr-26	80	24	16	4	06-Apr-26	
	Somalia	8	7	2	5	20-Feb-26	3	3			12-Mar-24	9	3	13	8	27-Apr-26	
	Central African Republic	14		2	2	24-Apr-26	15		1		21-Jun-25	1		1		25-Mar-25	
	Malawi			1		22-Dec-25						1		2	8	20-Apr-26	
	Australia														1	13-Apr-26	
	DR Congo	121 ³	15	7	9	26-Mar-26	10	1	3		09-Dec-25	37	1			23-Jan-24	
	Chad	55	39	31	4	12-Mar-26	6	1	11		13-Apr-25	3	16	23	1	04-Feb-26	
	The United Kingdom													6	2	2	03-Mar-26
	Namibia														2	5	03-Mar-26
	Sudan		1	13	1	20-Jan-26						5	2	6	3	28-Feb-26	
	Togo					20-Feb-26											
	Angola		9	19	1	20-Jan-26				3	24-Feb-26						
	Algeria		1			10-Dec-24	3	2	6		09-Dec-25	1	7	2		26-Jun-25	
	Zambia	1				03-Apr-23	4				05-Jan-23	24	11	19	2	11-Jan-26	
	Tanzania	2				14-Jul-23	6				25-May-23	2		1		29-Dec-25	
	Yemen	8				06-Dec-25	1				12-Aug-23	6	1	8		16-Dec-25	
	Ethiopia	1	44	40		07-Oct-25		1			09-Mar-24	16	26	15		30-Nov-25	
	Papua New Guinea			5		19-Sep-25					15-Oct-25		2			20-Dec-24	
	Benin	3	1	3		16-May-25					11-Apr-25			64		13-Oct-25	
	Germany										27-Sep-25	4	1	4		07-Oct-25	
	Mali	15	1	1		03-Oct-25							25	17		06-Oct-25	
	Djibouti			1		12-Jan-25						6				24-Oct-23	
	Côte d'Ivoire	6	1			31-Jul-24							9	17		18-May-25	
	Niger	3	16	3		18-Apr-25	16		1		12-May-25	46	30	2		06-Feb-25	
	Cameroon		3			10-Dec-24						4	24			12-Nov-24	
	Burkina Faso	3		1		30-Mar-25			1		02-Aug-24	13	2	2		07-Apr-25	
	Senegal					20-Sep-24						1				12-Dec-23	
	occupied Palestinian territory		1			25-Jul-24						1	8	1		05-Mar-25	
	Israel	1				13-Feb-23							21	7		05-Mar-25	
	Poland													2	1	11-Feb-25	
	South Sudan	3	10			16-Nov-24	3	4			06-May-24		13			21-Jan-25	
	Finland															19-Nov-24	
	Spain															16-Sep-24	
	Ghana													1		20-Aug-24	
	Egypt											11	2			01-Aug-24	
	Kenya	8				21-Aug-23	6	5			13-Jul-24	8	1			15-May-24	
	Indonesia	6	7			27-Jun-24	7	14			10-Jul-24	1				07-Dec-23	
	Bahrain													1		30-Jun-24	
	Zimbabwe	1				02-Dec-23	2				12-Nov-23	17	10			25-Jun-24	
	Guinea	47	5			12-Jun-24	10	1			17-Mar-24	29	5			28-Mar-24	
	Liberia		1			08-Jun-24		12			20-Mar-24	2	15			04-Jun-24	
	Sierra Leone												15			28-May-24	
	Uganda												1			07-May-24	
Equatorial Guinea													1		26-Mar-24		
Mozambique	1				28-Sep-23	4				08-Dec-23			1		05-Mar-24		
Gambia													1		15-Feb-24		
Mauritania	1				17-Oct-23						3				13-Dec-23		
Congo											2				07-Dec-23		
Botswana											5				25-Jul-23		
Burundi	1				15-Jun-23						13				13-Jun-23		
Total type 2	396	448	226	49		134	92	69	15		351	290	227	34			
cVDPV ³	Nigeria			7	6	25-Apr-26			3		16-Feb-25						
	Chad			4		18-Oct-25			1		22-Jul-25						
	Cameroon			1		30-May-25											
	Guinea		4	2		07-Mar-25											
	French Guiana												3			06-Aug-24	
Total type 3	0	4	14	6		0	0	4	0		0	3	0	0			
Gender	Female (all sero type)	222	206	98	19												
	Male (all sero type)	303	257	141	45												
	Gender Unknown	4		4													

 Environmental surveillance for poliovirus in selected sewage sites established and working

Changes from previous week

¹For cVDPV definition see http://polioeradication.org/wp-content/uploads/2016/09/Reporting-and-Classification-of-VDPVs_Aug2016_EN.pdf. ² Include contact, healthy and community samples. ³cVDPV1 and cVDPV2 isolated from **1 child in 2023**

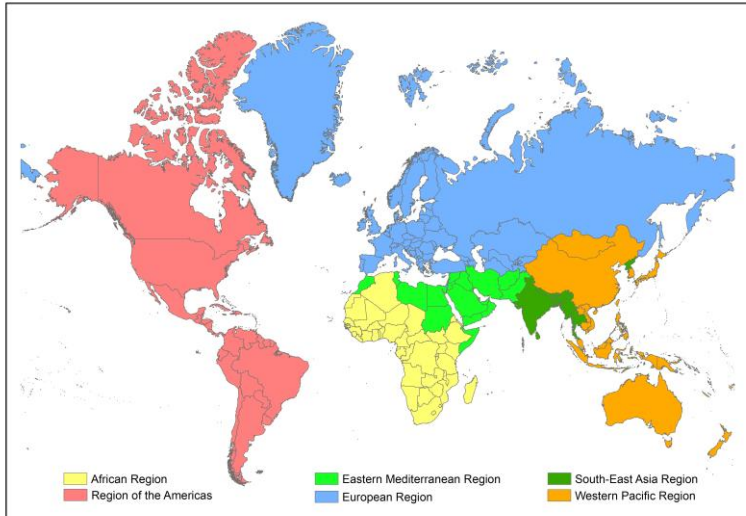
Global Surveillance Indicators: Year to Date Comparison

2025 & 2026: 01 Jan. to 02 Jun. 2026*

WHO Region	AFP cases		Wild poliovirus cases		cVDPV ¹ cases		Polio compatibles		Pending final classification (year to date comparison)		
									Total		> 90 days
	2025	2026	2025	2026	2025	2026	2025	2026	2025	2026	2026
African	13'894	12'780	0	0	61	58	2	1	2'793	2'760	526
Central	2'238	2'883	0	0	13	16	0	1	538	771	126
South/East	3'219	2'281	0	0	28	9	2	0	972	770	261
West	8'437	7'616	0	0	20	33	0	0	1'283	1'219	139
American	469	430	0	0	0	0	0	0	170	142	64
Eastern Mediterranean	13'011	11'367	13	7	6	6	0	0	2'183	2'342	374
European	352	346	0	0	0	0	0	0	195	161	36
South East Asian	12'714	7'637	0	0	0	0	0	0	2'387	1'911	236
Western Pacific	1'436	1'037	0	0	0	0	0	0	1'237	776	612
Global	41'876	33'597	13	7	67	64	2	1	8'965	8'092	1'848

¹cVDPV includes all three serotypes 1, 2 and 3. Please refer to slide 5 for the distribution of cases by serotype.

WHO Regions



For data at country, regional and global levels from 2000 onwards, see the WHO website at <https://extranet.who.int/polis/public/CaseCount.aspx>

*Data reported to WHO/HQ on week 23, 2026