Highlights of New Wild Poliovirus and cVDPV Positives Reported Globally this Week

COUNTRY	WPV1			cVDPV1			cVDPV2			cVDPV3			LOCATION STATE/PROVINCE/GOVERNORATE
	AFP	ENV	other[1]	AFP	ENV	other[1]	AFP	ENV	other[1]	AFP	ENV	other[1]	
AFGHANISTAN	4												FARAH, NURISTAN, KUNAR, HILMAND
PAKISTAN		3											KHYBER PAKHTUNKHWA, SINDH
DR CONGO							5		5				HAUT LOMAMI, TANGANYIKA
MADAGASCAR					1								ATSIMO ANDREFANA
NIGERIA							1						KANO
SOMALIA								1					BANADIR

[1]contacts of positive AFP cases, community, healthy children

The boundaries and names shown, and the designations used in the maps in this document do not imply the expression of any opinion whatsoever on the part of the World Health Organization concerning the legal status of any country, territory, city or area or of its authorities, or concerning the delimitation of its frontiers or boundaries. Dotted lines on maps represent approximate border lines for which there may not yet be full agreement. As of 27 May 2025, Indonesia is part of the Western Pacific Region and no longer of the South-East Asia Region. © WHO 2026. All rights reserved

Data in WHO HQ as of 08 Sep. 2026

Global WPV1 & cVDPV Cases[1], Previous 12 Months[2]

World Health Organization

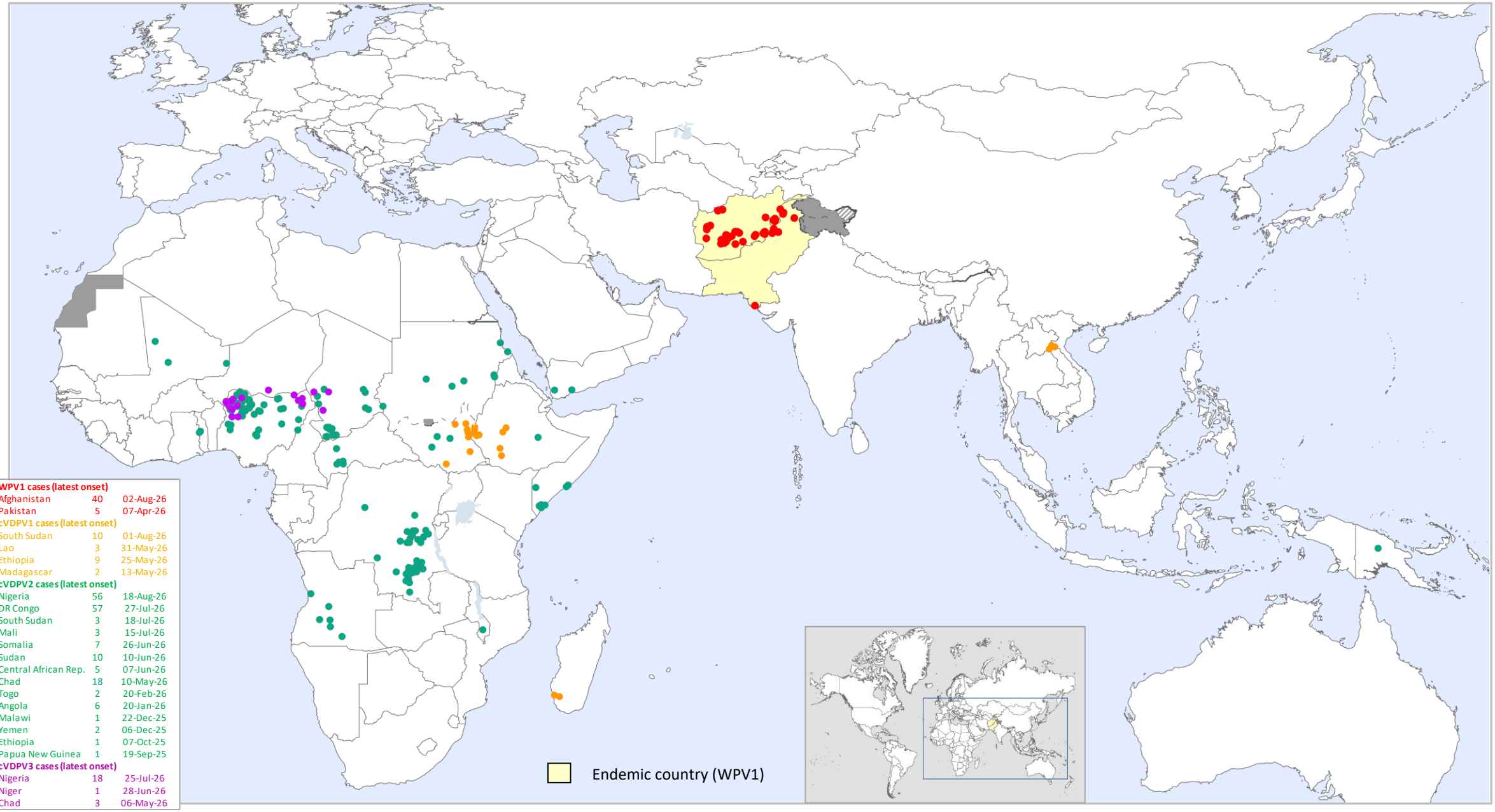

[1]Excludes viruses detected from environmental surveillance; [2]Onset of paralysis: 09 Sep. 2025 to 08 Sep. 2026

Data in WHO HQ as of 08 Sep. 2026

Global WPV1 & cVDPV Cases[1], Previous 6 Months[2]

World Health Organization

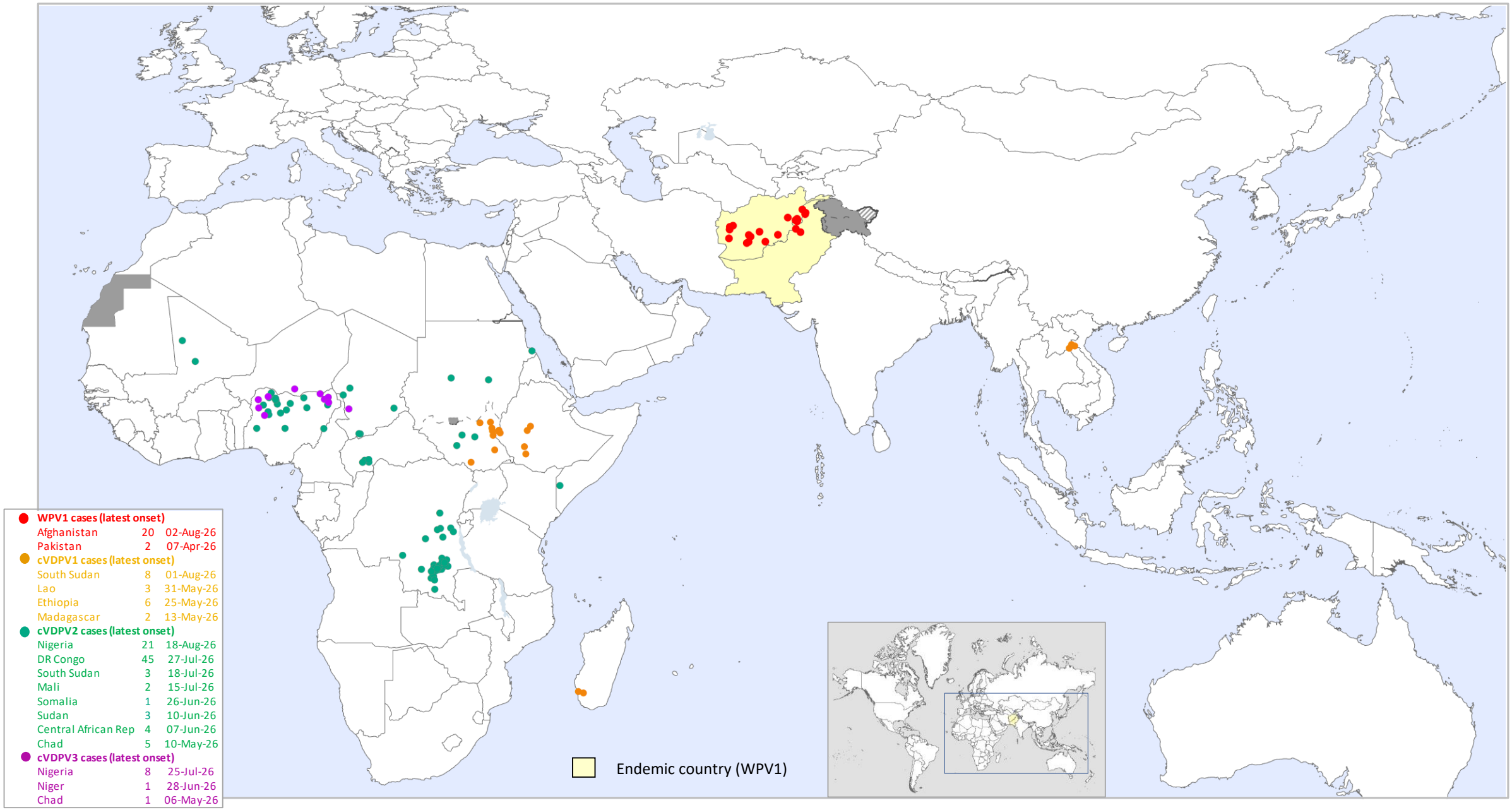

[1]Excludes viruses detected from environmental surveillance; [2]Onset of paralysis: 09 Mar. 2026 to 08 Sep. 2026

Data in WHO HQ as of 08 Sep. 2026

Global Wild Poliovirus 2018 - 2026

World Health Organization

Country or territory	Wild virus type 1 confirmed cases											Wild virus type 1 reported from other sources[2]									
	Full year total								01 Jan-08 Sep[1]		Date of most recent case	Full year total								01 Jan-08 Sep[1]	Date of most recent virus
	2018	2019	2020	2021	2022	2023	2024	2025	2025	2026		2018	2019	2020	2021	2022	2023	2024	2025	2026	
Pakistan	12	147	84	1	20	6	74	31	24	3	7-Apr-26	141	405	455	65	41	127	648	663	130	11-Aug-26
Afghanistan	21	29	56	4	2	6	25	21	4	23	2-Aug-26	83	60	49	1	22	62	124	94	77	27-Jul-26
Germany	0	0	0	0	0	0	0	0	0	0	NA								3		13-Oct-25
Mozambique	0	0	0	0	8	0	0	0	0	0	10-Aug-22										
Malawi	0	0	0	1	0	0	0	0	0	0	19-Nov-21										
Iran	0	0	0	0	0	0	0	0	0	0	NA		3								20-May-19
Total (Type 1)	**33**	**176**	**140**	**6**	**30**	**12**	**99**	**52**	**28**	**26**		**224**	**468**	**504**	**66**	**63**	**189**	**772**	**760**	**207**	
Tot. in endemic countries	33	176	140	5	22	12	99	52	28	26											
Tot. in non-end countries	0	0	0	1	8	0	0	0	0	0											
No. of countries (infected)	2	2	2	3	3	2	2	2	2	2											
No. of countries (endemic)	3	3	3	2	2	2	2	2	2	2											
Total Female	18	72	59	2	10	4	43	30	14	15											
Total Male	15	104	81	4	20	8	56	22	14	11											

Countries in yellow are endemic.

[1]Data reported to WHO HQ on week 37 in 2025 and 2026

[2]Wild viruses from environmental samples, selected contacts, healthy children and other sources.

Data in WHO HQ as of 08 Sep. 2026

Global Circulating Vaccine-derived Poliovirus (cVDPV)[1,2,3]

	Country	AFP cases (Paralysis onset between 2023-2026)					Other sources (Human)[2] (Collection between 2023-2026)					Other sources (Environment) (Collection between 2023-2026)				
		2023	2024	2025	2026	Onset of most recent case	2023	2024	2025	2026	most recent collection date	2023	2024	2025	2026	most recent collection date
cVDPV1[1]	South Sudan				10	1-Aug-26				10	15-May-26				2	14-Jul-26
	Madagascar	24			2	13-May-26	7			6	6-Jun-26	92			3	6-Jul-26
	Lao PDR			1	3	31-May-26			2		3-Sep-25					
	Ethiopia				9	25-May-26										
	Israel													11		3-Aug-25
	DR Congo	106[3]	10	1		25-Jun-25		1			23-Jun-24					
	Djibouti													10		18-May-25
	Algeria			1		25-Jan-25								1		17-Mar-25
	Mozambique	4	1			17-May-24										
	Total type 1	134	11	3	24		7	1	2	16		92	0	22	5	
cVDPV2[1]	Nigeria	87	98	66	35	18-Aug-26	38	43	37	16	31-Jul-26	80	24	16	9	22-Jul-26
	DR Congo	121[3]	15	7	50	27-Jul-26	10	1	3	7	8-Aug-26	37	1		1	14-May-26
	Somalia	8	7	2	6	22-Jun-26	3	3			12-Mar-24	9	3	13	16	3-Aug-26
	South Sudan	3	10		3	18-Jul-26	3	4		1	21-May-26		13		2	12-May-26
	Mali	15	1	1	2	15-Jul-26						6				24-Oct-23
	Kenya	8				21-Aug-23	6	5		1	10-Jul-26	8	1			15-May-24
	Libya														1	23-Jun-26
	Sudan		1	13	4	10-Jun-26			4		15-Oct-25	5	2	6	3	28-Feb-26
	Central African Republic	14		2	4	7-Jun-26	15		1		21-Jun-25	1		1	1	15-Jul-25
	Chad	55	39	33	7	19-May-26	6	1	11		13-Apr-25	3	16	23	1	4-Feb-26
	Malawi			1		22-Dec-25						1		2	9	20-Apr-26
	Australia														1	13-Apr-26
	The United Kingdom												6	2	2	3-Mar-26
	Namibia													2	5	3-Mar-26
	Togo				2	20-Feb-26				3	24-Feb-26					
	Angola		9	19	1	20-Jan-26		2	7		9-Dec-25	1	7	2		26-Jun-25
	Algeria		1			10-Dec-24	3				5-Jan-23	24	11	19	2	11-Jan-26
	Zambia	1				3-Apr-23	4				25-May-23	2		1		29-Dec-25
	Tanzania	2				14-Jul-23	6				12-Aug-23	6	1	8		16-Dec-25
	Yemen	8	187	31		6-Dec-25	1	1			9-Mar-24	16	26	15		30-Nov-25
	Papua New Guinea			5		19-Sep-25			3		11-Apr-25			64		13-Oct-25
	Ethiopia	1	44	40		7-Oct-25		4			5-Nov-24		2			20-Dec-24
	Benin	3	1	3		16-May-25			3		27-Sep-25	4	1	4		7-Oct-25
	Germany												25	17		6-Oct-25
	Djibouti			1		12-Jan-25							9	17		18-May-25
	Côte d'Ivoire	6	1			31-Jul-24	16		1		12-May-25	46	30	2		6-Feb-25
	Niger	3	16	3		18-Apr-25						4	24			12-Nov-24
	Cameroon		3			10-Dec-24		1			2-Aug-24	13	2	2		7-Apr-25
	Burkina Faso	3		1		30-Mar-25						1				12-Dec-23
	Senegal		1			20-Sep-24						1	8	1		5-Mar-25
	occupied Palestinian territory		1			25-Jul-24							21	7		5-Mar-25
	Israel	1				13-Feb-23								2		11-Feb-25
	Poland												2	1		21-Jan-25
	Finland												1			19-Nov-24
	Spain												1			16-Sep-24
	Ghana												1			20-Aug-24
	Egypt											11	2			1-Aug-24
	Indonesia	6	7			27-Jun-24	7	14			10-Jul-24	1				7-Dec-23
	Bahrain												1			30-Jun-24
	Zimbabwe	1				2-Dec-23	2				12-Nov-23	17	10			25-Jun-24
	Guinea	47	5			12-Jun-24	10	1			17-Mar-24	29	5			28-Mar-24
	Liberia		1			8-Jun-24		12			20-Mar-24	2	15			4-Jun-24
	Sierra Leone												15			28-May-24
	Uganda												1			7-May-24
	Equatorial Guinea												1			26-Mar-24
	Mozambique	1				28-Sep-23	4				8-Dec-23		1			5-Mar-24
	Gambia												1			15-Feb-24
	Mauritania	1				17-Oct-23						3				13-Dec-23
	Congo											2				7-Dec-23
	Botswana											5				25-Jul-23
	Burundi	1				15-Jun-23						13				13-Jun-23
	Total type 2	396	448	228	114		134	92	70	28		351	290	227	53	
cVDPV3[1]	Nigeria			8	11	25-Jul-26			3		16-Feb-25				1	16-Jul-26
	Niger				1	28-Jun-26										
	Chad			4	1	6-May-26			1		22-Jul-25					
	Cameroon			1		30-May-25										
	Guinea		4	2		7-Mar-25										
	French Guiana												3			6-Aug-24
	Total type 3	0	4	15	13		0	0	4	0		0	3	0	1	
Gender	Female (all sero type)	222	206	101	60											
	Male (all sero type)	303	257	142	85											
	Gender Unknown	4		3	6											

Environmental surveillance for poliovirus in selected sewage sites established and working

Changes from previous week

[1]For cVDPV definition see http://polioeradication.org/wp-content/uploads/2016/09/Reporting-and-Classification-of-VDPVs_Aug2016_EN.pdf. [2] Include contact, healthy and community samples. [3]cVDPV1 and cVDPV2 isolated from **1 child in 2023**

Data in WHO HQ as of 08 Sep. 2026

Global Surveillance Indicators: Year to Date Comparison
2025 & 2026: 01 Jan. to 08 Sep. 2026*

WHO Region	AFP cases		Wild poliovirus cases		cVDPV[1] cases		Polio compatibles		Pending final classification (year to date comparison)		
									Total		> 90 days
	2025	2026	2025	2026	2025	2026	2025	2026	2025	2026	2026
African	24’727	22’038	0	0	107	138	32	28	2’356	2’373	930
Central	4’327	5’292	0	0	31	63	17	12	362	644	248
South/East	5’425	4’331	0	0	39	24	12	10	826	633	284
West	14’975	12’415	0	0	37	51	3	6	1’168	1’096	398
American	1’005	761	0	0	0	0	0	0	276	195	96
Eastern Mediterranean	22’443	21’076	28	26	34	10	2	0	2’699	2’519	386
European	810	658	0	0	0	0	0	0	228	198	70
South East Asian	20’993	15’021	0	0	0	0	0	0	2’807	2’312	461
Western Pacific	3’157	3’213	0	0	1	3	0	0	1’724	1’558	1’127
Global	**73’135**	**62’767**	**28**	**26**	**142**	**151**	**34**	**28**	**10’090**	**9’155**	**3’070**

[1]cVDPV includes all three serotypes 1, 2 and 3. Please refer to slide 5 for the distribution of cases by serotype.

WHO Regions

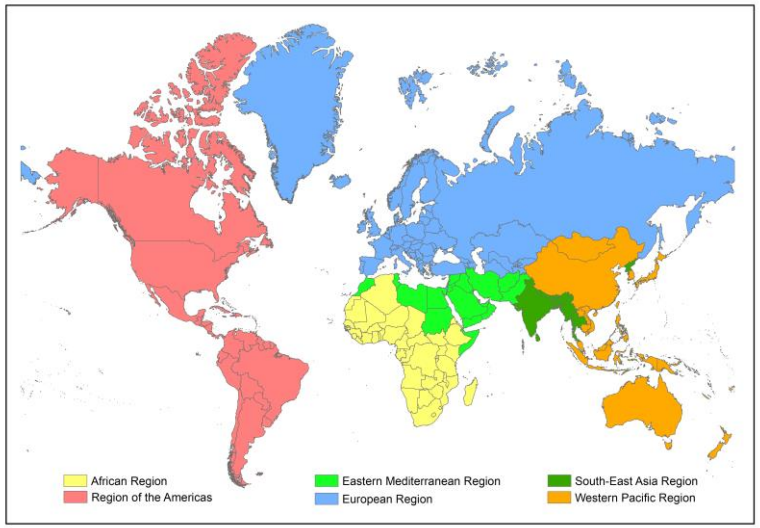

For data at country, regional and global levels from 2000 onwards, see the WHO website at https://extranet.who.int/polis/public/CaseCount.aspx

*Data reported to WHO/HQ on week 37, 2026