# Highlights of New Wild Poliovirus and cVDPV Positives Reported Globally this Week

| COUNTRY | WPV1 | | | cVDPV1 | | | cVDPV2 | | | cVDPV3 | | | LOCATION STATE/PROVINCE/GOVERNORATE |
|---|---|---|---|---|---|---|---|---|---|---|---|---|---|
| | AFP | ENV | other[1] | AFP | ENV | other[1] | AFP | ENV | other[1] | AFP | ENV | other[1] | |
| PAKISTAN | 1 | | | | | | | | | | | | SINDH |
| DR CONGO | | | | | | | 7 | | | | | | HAUT LOMAMI, LUALABA, TANGANYIKA |
| NIGER | | | | | | | | | | 1 | | | DIFFA |
| NIGERIA | | | | | | | | | | 1 | | | ZAMFARA |
| SOMALIA | | | | | | | | 1 | | | | | BANADIR |

[1]contacts of positive AFP cases, community, healthy children

The boundaries and names shown, and the designations used in the maps in this document do not imply the expression of any opinion whatsoever on the part of the World Health Organization concerning the legal status of any country, territory, city or area or of its authorities, or concerning the delimitation of its frontiers or boundaries. Dotted lines on maps represent approximate border lines for which there may not yet be full agreement. As of 27 May 2025, Indonesia is part of the Western Pacific Region and no longer of the South-East Asia Region. © WHO 2026. All rights reserved

Data in WHO HQ as of 27 Oct. 2026

# Global WPV1 & cVDPV Cases[1], Previous 12 Months[2]

World Health Organization

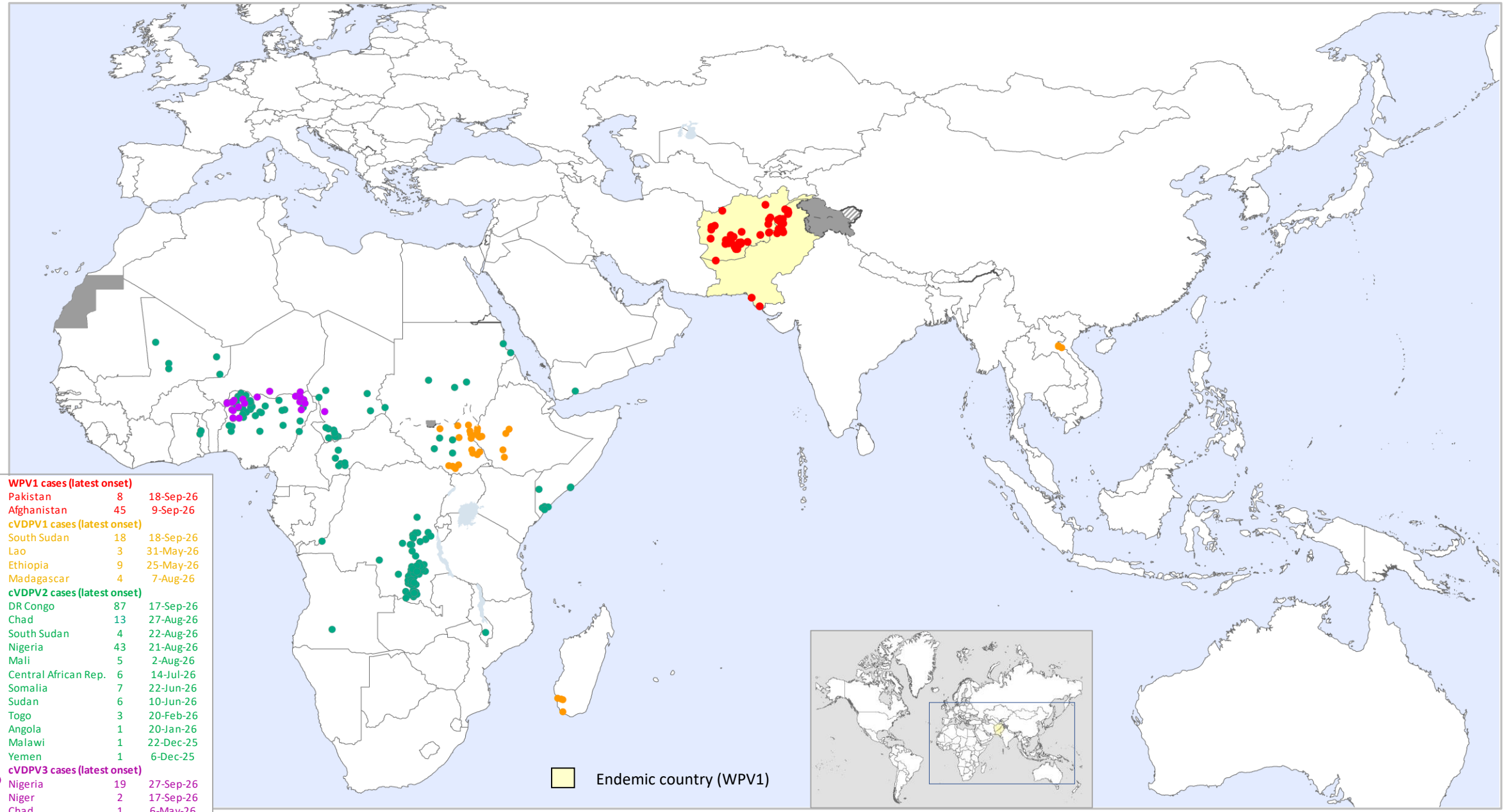


[1]Excludes viruses detected from environmental surveillance; [2]Onset of paralysis: 28 Oct. 2025 to 27 Oct. 2026

Data in WHO HQ as of 27 Oct. 2026

# Global WPV1 & cVDPV Cases[1], Previous 6 Months[2]

World Health Organization

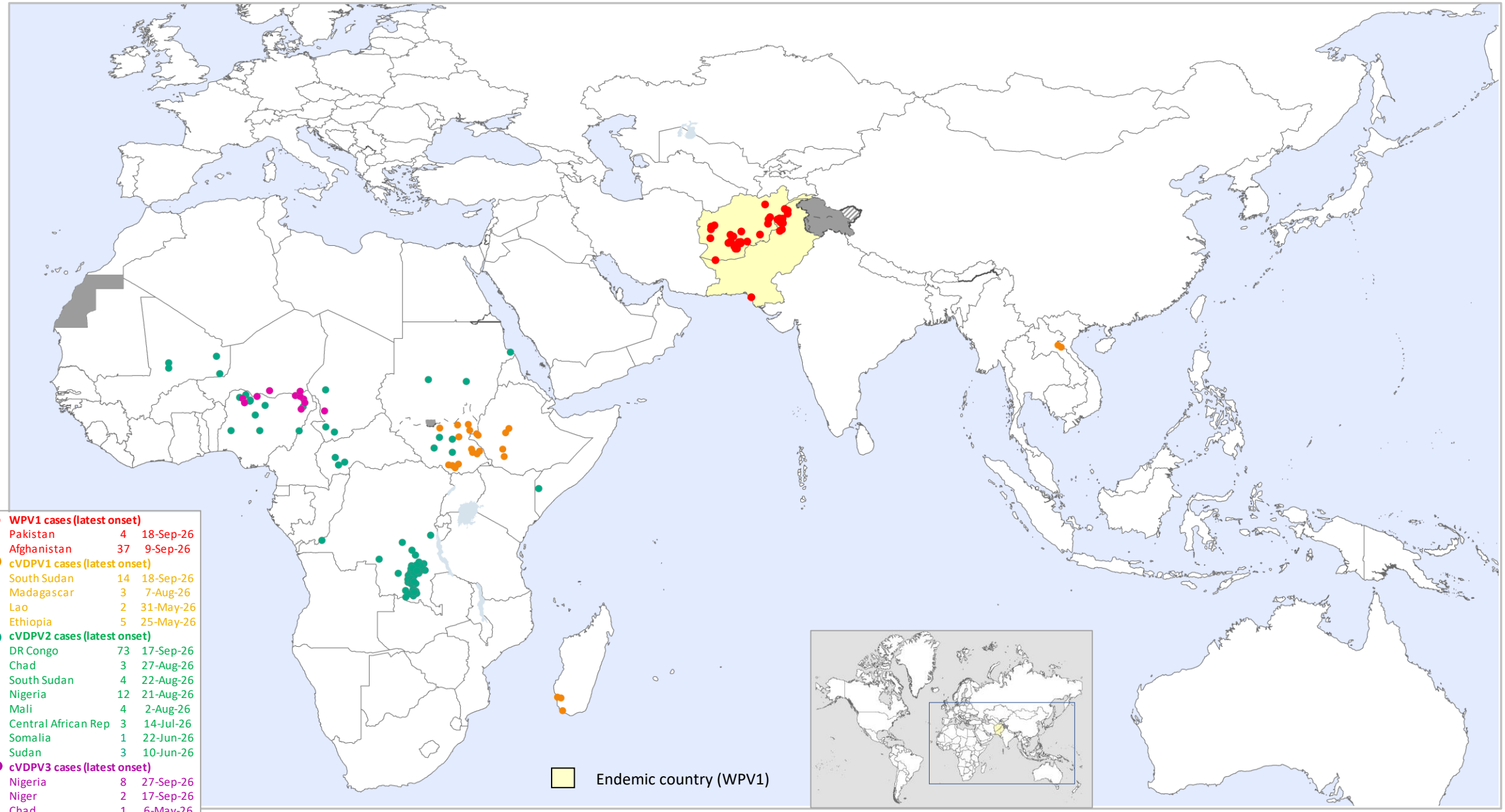


[1]Excludes viruses detected from environmental surveillance; [2]Onset of paralysis: 28 Apr. 2026 to 27 Oct. 2026

Data in WHO HQ as of 27 Oct. 2026

# Global Wild Poliovirus 2018 - 2026

World Health Organization

| Country or territory | Wild virus type 1 confirmed cases | | | | | | | | | | | Wild virus type 1 reported from other sources[2] | | | | | | | | | |
|---|---|---|---|---|---|---|---|---|---|---|---|---|---|---|---|---|---|---|---|---|---|
| | Full year total | | | | | | | | 01 Jan-27 Oct[1] | | Date of most recent case | Full year total | | | | | | | | 01 Jan-27 Oct[1] | Date of most recent virus |
| | 2018 | 2019 | 2020 | 2021 | 2022 | 2023 | 2024 | 2025 | 2025 | 2026 | | 2018 | 2019 | 2020 | 2021 | 2022 | 2023 | 2024 | 2025 | 2026 | |
| **Afghanistan** | 21 | 29 | 56 | 4 | 2 | 6 | 25 | 21 | 9 | 42 | 9-Sep-26 | 83 | 60 | 49 | 1 | 22 | 62 | 124 | 94 | 94 | 22-Sep-26 |
| **Pakistan** | 12 | 147 | 84 | 1 | 20 | 6 | 74 | 31 | 30 | 7 | 18-Sep-26 | 141 | 405 | 455 | 65 | 41 | 127 | 648 | 663 | 140 | 10-Sep-26 |
| **Germany** | 0 | 0 | 0 | 0 | 0 | 0 | 0 | 0 | 0 | 0 | NA | | | | | | | | 3 | | 13-Oct-25 |
| **Mozambique** | 0 | 0 | 0 | 0 | 8 | 0 | 0 | 0 | 0 | 0 | 10-Aug-22 | | | | | | | | | | |
| **Malawi** | 0 | 0 | 0 | 1 | 0 | 0 | 0 | 0 | 0 | 0 | 19-Nov-21 | | | | | | | | | | |
| **Iran** | 0 | 0 | 0 | 0 | 0 | 0 | 0 | 0 | 0 | 0 | NA | | 3 | | | | | | | | 20-May-19 |
| **Total (Type 1)** | **33** | **176** | **140** | **6** | **30** | **12** | **99** | **52** | **39** | **49** | | **224** | **468** | **504** | **66** | **63** | **189** | **772** | **760** | **234** | |
| **Tot. in endemic countries** | 33 | 176 | 140 | 5 | 22 | 12 | 99 | 52 | 39 | 49 | | | | | | | | | | | |
| **Tot. in non-end countries** | 0 | 0 | 0 | 1 | 8 | 0 | 0 | 0 | 0 | 0 | | | | | | | | | | | |
| **No. of countries (infected)** | 2 | 2 | 2 | 3 | 3 | 2 | 2 | 2 | 2 | 2 | | | | | | | | | | | |
| **No. of countries (endemic)** | 3 | 3 | 3 | 2 | 2 | 2 | 2 | 2 | 2 | 2 | | | | | | | | | | | |
| **Total Female** | 18 | 72 | 59 | 2 | 10 | 4 | 43 | 30 | 23 | 24 | | | | | | | | | | | |
| **Total Male** | 15 | 104 | 81 | 4 | 20 | 8 | 56 | 22 | 16 | 25 | | | | | | | | | | | |

Countries in yellow are endemic.

[1]Data reported to WHO HQ on week 44 in 2025 and 2026

[2]Wild viruses from environmental samples, selected contacts, healthy children and other sources.

Data in WHO HQ as of 27 Oct. 2026

# Global Circulating Vaccine-derived Poliovirus (cVDPV)[1,2,3]

World Health Organization

| | Country | AFP cases (Paralysis onset between 2023-2026) | | | | | Other sources (Human)[2] (Collection between 2023-2026) | | | | | Other sources (Environment) (Collection between 2023-2026) | | | | |
|---|---|---|---|---|---|---|---|---|---|---|---|---|---|---|---|---|
| | | 2023 | 2024 | 2025 | 2026 | Onset of most recent case | 2023 | 2024 | 2025 | 2026 | most recent collection date | 2023 | 2024 | 2025 | 2026 | most recent collection date |
| cVDPV1[1] | South Sudan | | | | 18 | 18-Sep-26 | | | | 10 | 15-May-26 | | | | 2 | 14-Jul-26 |
| | Madagascar | 24 | | | 4 | 7-Aug-26 | 7 | | | 15 | 31-Jul-26 | 92 | | | 4 | 6-Jul-26 |
| | Lao PDR | | | 1 | 3 | 31-May-26 | | | 2 | | 3-Sep-25 | | | | | |
| | Ethiopia | | | | 9 | 25-May-26 | | | | | | | | | | |
| | Israel | | | | | | | | | | | | | 11 | | 3-Aug-25 |
| | DR Congo | 106[3] | 10 | 1 | | 25-Jun-25 | | 1 | | | 23-Jun-24 | | | | | |
| | Djibouti | | | | | | | | | | | | | 10 | | 18-May-25 |
| | Algeria | | | 1 | | 25-Jan-25 | | | | | | | | 1 | | 17-Mar-25 |
| | Mozambique | 4 | 1 | | | 17-May-24 | | | | | | | | | | |
| | Total type 1 | 134 | 11 | 3 | 34 | | 7 | 1 | 2 | 25 | | 92 | 0 | 22 | 6 | |
| cVDPV2[1] | Chad | 55 | 39 | 33 | 9 | 27-Aug-26 | 6 | 1 | 11 | | 13-Apr-25 | 3 | 16 | 23 | 3 | 22-Sep-26 |
| | Somalia | 8 | 7 | 2 | 6 | 22-Jun-26 | 3 | 3 | | | 12-Mar-24 | 9 | 3 | 13 | 24 | 21-Sep-26 |
| | DR Congo | 121[3] | 15 | 7 | 84 | 17-Sep-26 | 10 | 1 | 3 | 16 | 3-Sep-26 | 37 | 1 | | 2 | 31-Aug-26 |
| | Central African Republic | 14 | | 2 | 5 | 1-Jul-26 | 15 | | 1 | | 21-Jun-25 | 1 | | 1 | 2 | 9-Sep-26 |
| | South Sudan | 3 | 10 | | 4 | 22-Aug-26 | 3 | 4 | | 1 | 21-May-26 | | 13 | | 2 | 12-May-26 |
| | Nigeria | 87 | 98 | 66 | 36 | 21-Aug-26 | 38 | 43 | 37 | 16 | 31-Jul-26 | 80 | 24 | 16 | 9 | 22-Jul-26 |
| | Mali | 15 | 1 | 1 | 5 | 2-Aug-26 | | | | | | 6 | | | | 24-Oct-23 |
| | Libya | | | | | | | | | | | | | | 2 | 21-Jul-26 |
| | Kenya | 8 | | | | 21-Aug-23 | 6 | 5 | | 1 | 10-Jul-26 | 8 | 1 | | | 15-May-24 |
| | Sudan | | 1 | 13 | 4 | 10-Jun-26 | | | 4 | | 15-Oct-25 | 5 | 2 | 6 | 3 | 28-Feb-26 |
| | Malawi | | | 1 | | 22-Dec-25 | | | | | | 1 | | 2 | 9 | 20-Apr-26 |
| | Australia | | | | | | | | | | | | | | 1 | 13-Apr-26 |
| | The United Kingdom | | | | | | | | | | | | 6 | 2 | 2 | 3-Mar-26 |
| | Namibia | | | | | | | | | | | | | 2 | 5 | 3-Mar-26 |
| | Togo | | | | 3 | 20-Feb-26 | | | | 3 | 24-Feb-26 | | | | | |
| | Angola | | 9 | 19 | 1 | 20-Jan-26 | | 2 | 7 | | 9-Dec-25 | 1 | 7 | 2 | | 26-Jun-25 |
| | Algeria | | 1 | | | 10-Dec-24 | 3 | | | | 5-Jan-23 | 24 | 11 | 19 | 2 | 11-Jan-26 |
| | Zambia | 1 | | | | 3-Apr-23 | 4 | | | | 25-May-23 | 2 | | 1 | | 29-Dec-25 |
| | Tanzania | 2 | | | | 14-Jul-23 | 6 | | | | 12-Aug-23 | 6 | 1 | 8 | | 16-Dec-25 |
| | Yemen | 8 | 187 | 31 | | 6-Dec-25 | 1 | 1 | | | 9-Mar-24 | 16 | 26 | 15 | | 30-Nov-25 |
| | Papua New Guinea | | | 5 | | 19-Sep-25 | | | 3 | | 11-Apr-25 | | | 64 | | 13-Oct-25 |
| | Ethiopia | 1 | 44 | 40 | | 7-Oct-25 | | 4 | | | 5-Nov-24 | | 2 | | | 20-Dec-24 |
| | Benin | 3 | 1 | 3 | | 16-May-25 | | | 3 | | 27-Sep-25 | 4 | 1 | 4 | | 7-Oct-25 |
| | Germany | | | | | | | | | | | | 25 | 17 | | 6-Oct-25 |
| | Djibouti | | | 1 | | 12-Jan-25 | | | | | | | 9 | 17 | | 18-May-25 |
| | Côte d'Ivoire | 6 | 1 | | | 31-Jul-24 | 16 | | 1 | | 12-May-25 | 46 | 30 | 2 | | 6-Feb-25 |
| | Niger | 3 | 16 | 3 | | 18-Apr-25 | | | | | | 4 | 24 | | | 12-Nov-24 |
| | Cameroon | | 3 | | | 10-Dec-24 | | 1 | | | 2-Aug-24 | 13 | 2 | 2 | | 7-Apr-25 |
| | Burkina Faso | 3 | | 1 | | 30-Mar-25 | | | | | | 1 | | | | 12-Dec-23 |
| | Senegal | | 1 | | | 20-Sep-24 | | | | | | 1 | 8 | 1 | | 5-Mar-25 |
| | occupied Palestinian territory | | 1 | | | 25-Jul-24 | | | | | | | 21 | 7 | | 5-Mar-25 |
| | Israel | 1 | | | | 13-Feb-23 | | | | | | | | 2 | | 11-Feb-25 |
| | Poland | | | | | | | | | | | | 2 | 1 | | 21-Jan-25 |
| | Finland | | | | | | | | | | | | 1 | | | 19-Nov-24 |
| | Spain | | | | | | | | | | | | 1 | | | 16-Sep-24 |
| | Ghana | | | | | | | | | | | | 1 | | | 20-Aug-24 |
| | Egypt | | | | | | | | | | | 11 | 2 | | | 1-Aug-24 |
| | Indonesia | 6 | 7 | | | 27-Jun-24 | 7 | 14 | | | 10-Jul-24 | 1 | | | | 7-Dec-23 |
| | Bahrain | | | | | | | | | | | | 1 | | | 30-Jun-24 |
| | Zimbabwe | 1 | | | | 2-Dec-23 | 2 | | | | 12-Nov-23 | 17 | 10 | | | 25-Jun-24 |
| | Guinea | 47 | 5 | | | 12-Jun-24 | 10 | 1 | | | 17-Mar-24 | 29 | 5 | | | 28-Mar-24 |
| | Liberia | | 1 | | | 8-Jun-24 | | 12 | | | 20-Mar-24 | 2 | 15 | | | 4-Jun-24 |
| | Sierra Leone | | | | | | | | | | | | 15 | | | 28-May-24 |
| | Uganda | | | | | | | | | | | | 1 | | | 7-May-24 |
| | Equatorial Guinea | | | | | | | | | | | | 1 | | | 26-Mar-24 |
| | Mozambique | 1 | | | | 28-Sep-23 | 4 | | | | 8-Dec-23 | | 1 | | | 5-Mar-24 |
| | Gambia | | | | | | | | | | | | 1 | | | 15-Feb-24 |
| | Mauritania | 1 | | | | 17-Oct-23 | | | | | | 3 | | | | 13-Dec-23 |
| | Congo | | | | | | | | | | | 2 | | | | 7-Dec-23 |
| | Botswana | | | | | | | | | | | 5 | | | | 25-Jul-23 |
| | Burundi | 1 | | | | 15-Jun-23 | | | | | | 13 | | | | 13-Jun-23 |
| | Total type 2 | 396 | 448 | 228 | 157 | | 134 | 92 | 70 | 37 | | 351 | 290 | 227 | 66 | |
| cVDPV3[1] | Nigeria | | | 8 | 15 | 27-Sep-26 | | | 3 | 5 | 17-Sep-26 | | | | 3 | 25-Sep-26 |
| | Niger | | | | 2 | 17-Sep-26 | | | | | | | | | | |
| | Chad | | | 4 | 1 | 6-May-26 | | | 1 | | 22-Jul-25 | | | | | |
| | Cameroon | | | 1 | | 30-May-25 | | | | | | | | | | |
| | Guinea | | 4 | 2 | | 7-Mar-25 | | | | | | | | | | |
| | French Guiana | | | | | | | | | | | | 3 | | | 6-Aug-24 |
| | Total type 3 | 0 | 4 | 15 | 18 | | 0 | 0 | 4 | 5 | | 0 | 3 | 0 | 3 | |
| Gender | Female (all sero type) | 222 | 206 | 101 | 86 | | | | | | | | | | | |
| | Male (all sero type) | 303 | 257 | 142 | 118 | | | | | | | | | | | |
| | Gender Unknown | 4 | | 3 | 5 | | | | | | | | | | | |

Environmental surveillance for poliovirus in selected sewage sites established and working

**Changes from previous week**

[1]For cVDPV definition see http://polioeradication.org/wp-content/uploads/2016/09/Reporting-and-Classification-of-VDPVs_Aug2016_EN.pdf. [2] Include contact, healthy and community samples. [3]cVDPV1 and cVDPV2 isolated from **1 child in 2023**

Data in WHO HQ as of 27 Oct. 2026

# Global Surveillance Indicators: Year to Date Comparison 2025 & 2026: 01 Jan. to 27 Oct. 2026*

World Health Organization

| WHO region | AFP cases | | Wild poliovirus cases | | cVDPV[1] cases | | Polio compatibles | | Pending final classification (year to date comparison) | | |
|---|---|---|---|---|---|---|---|---|---|---|---|
| | | | | | | | | | Total | | >90 days |
| | 2025 | 2026 | 2025 | 2026 | 2025 | 2026 | 2025 | 2026 | 2025 | 2026 | 2026 |
| **African** | 30,066 | 26,501 | 0 | 0 | 131 | 196 | 56 | 45 | 2,570 | 2,196 | 1,037 |
| **Central** | 5,597 | 6,470 | 0 | 0 | 38 | 100 | 30 | 20 | 632 | 584 | 283 |
| **South/East** | 6,217 | 5,221 | 0 | 0 | 39 | 35 | 13 | 19 | 806 | 598 | 309 |
| **West** | 18,252 | 14,810 | 0 | 0 | 54 | 61 | 13 | 6 | 1,132 | 1,014 | 445 |
| **American** | 1,241 | 987 | 0 | 0 | 0 | 0 | 0 | 0 | 336 | 247 | 159 |
| **Eastern Mediterranean** | 27,180 | 26,403 | 39 | 49 | 34 | 10 | 1 | 0 | 2,718 | 2,936 | 570 |
| **European** | 979 | 842 | 0 | 0 | 0 | 0 | 0 | 0 | 254 | 232 | 60 |
| **South East Asian** | 25,233 | 18,178 | 0 | 0 | 0 | 0 | 1 | 0 | 2,652 | 1,824 | 695 |
| **Western Pacific** | 4,431 | 4,457 | 0 | 0 | 5 | 3 | 0 | 0 | 2,223 | 1,838 | 1,053 |
| **Global** | **89,130** | **77,368** | **39** | **49** | **170** | **209** | **58** | **45** | **10,753** | **9,273** | **3,574** |

**[1]cVDPV includes all three serotypes 1, 2 and 3. Please refer to slide 5 for the distribution of cases by serotype.**

**WHO Regions**

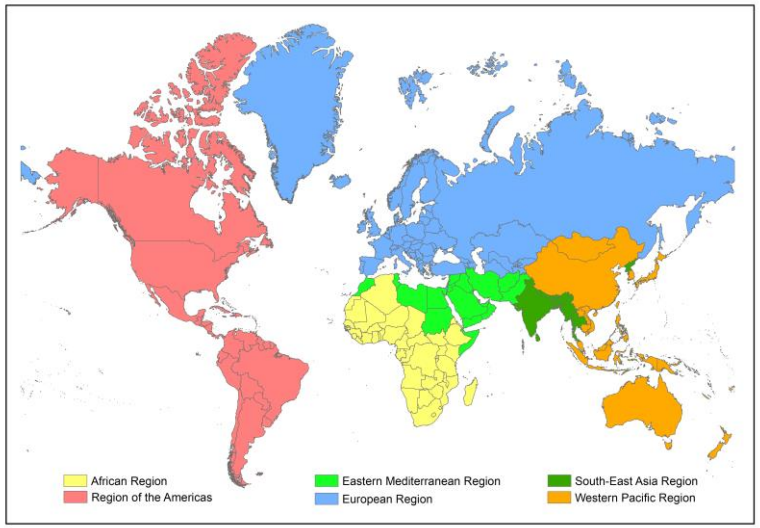


For data at country, regional and global levels from 2000 onwards, see the WHO website at https://extranet.who.int/polis/public/CaseCount.aspx

*Data reported to WHO/HQ on week 44, 2026